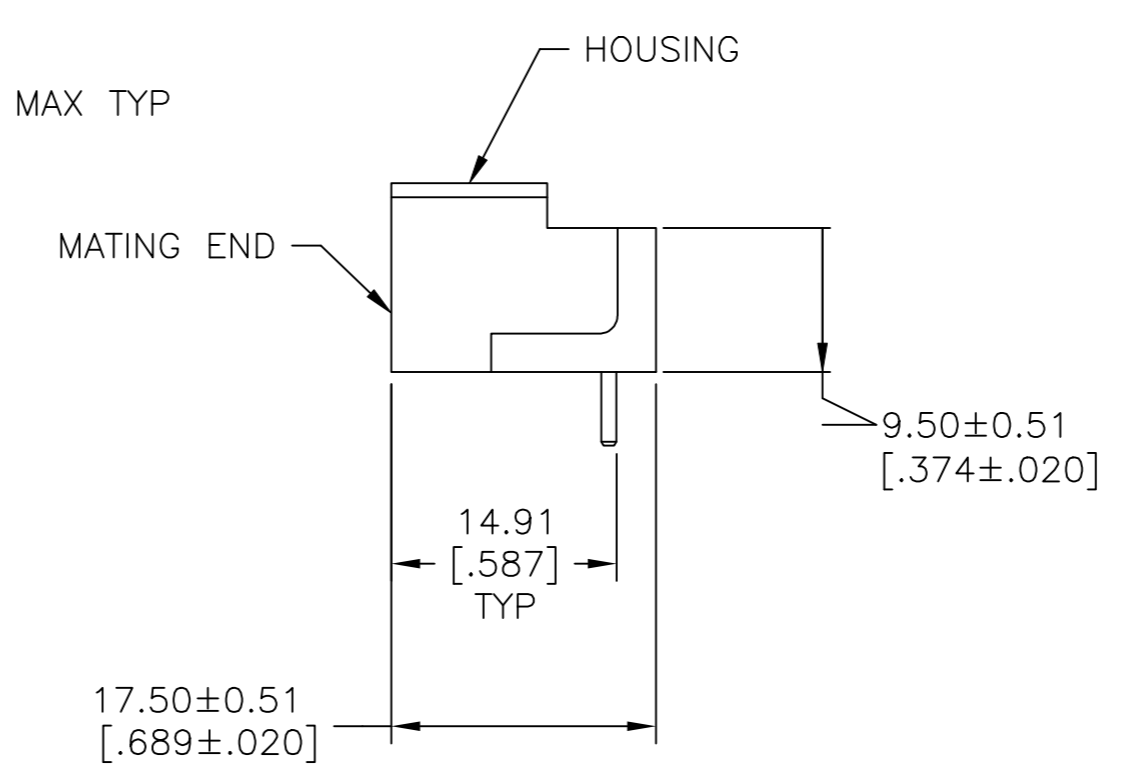
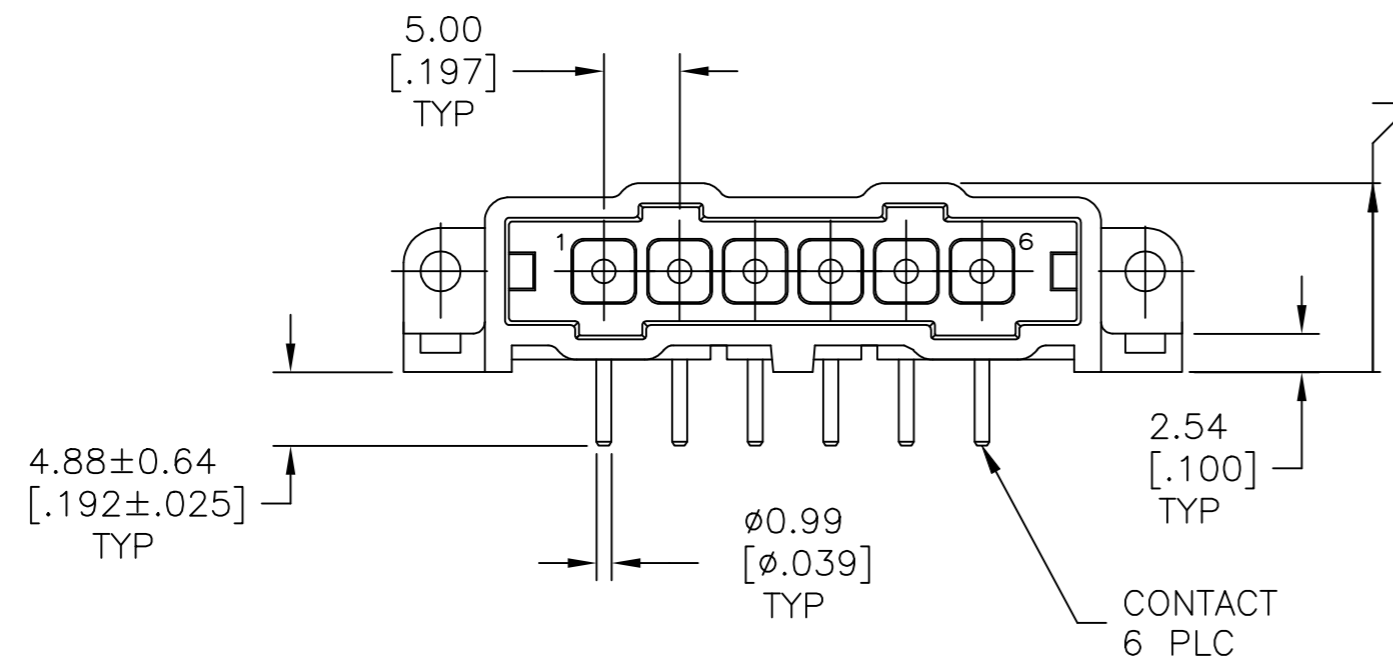
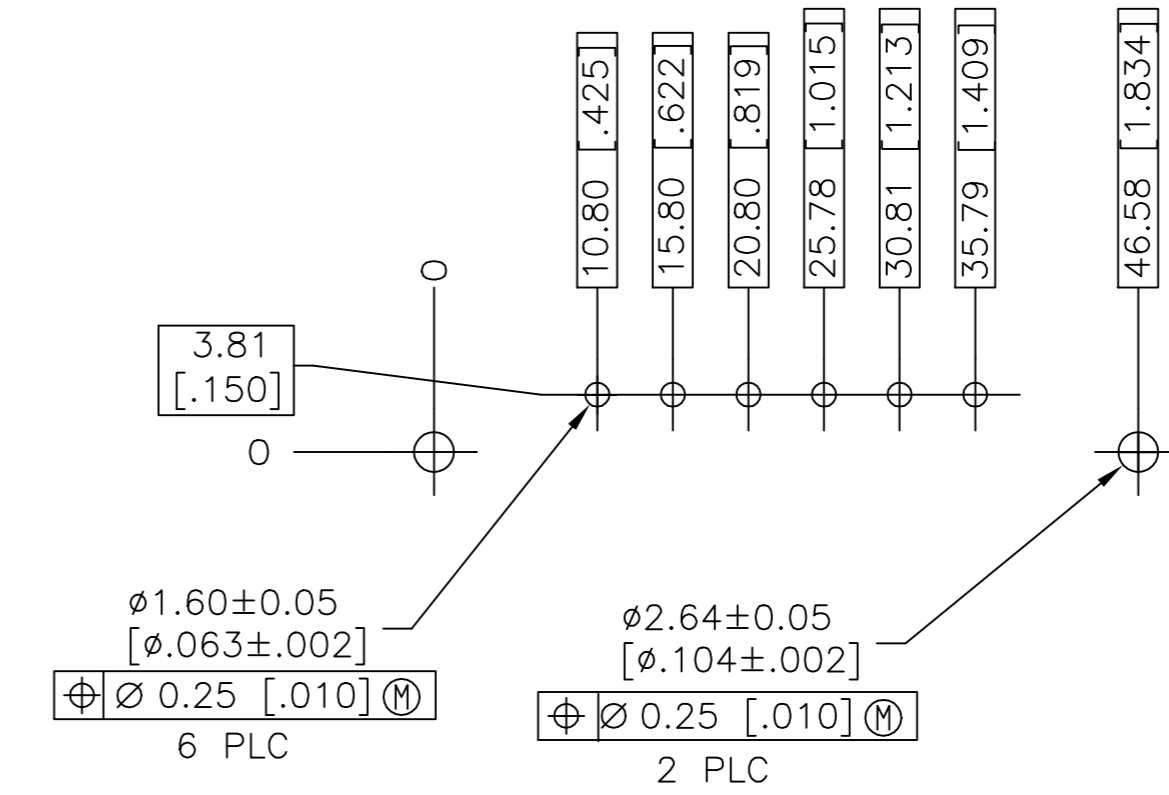
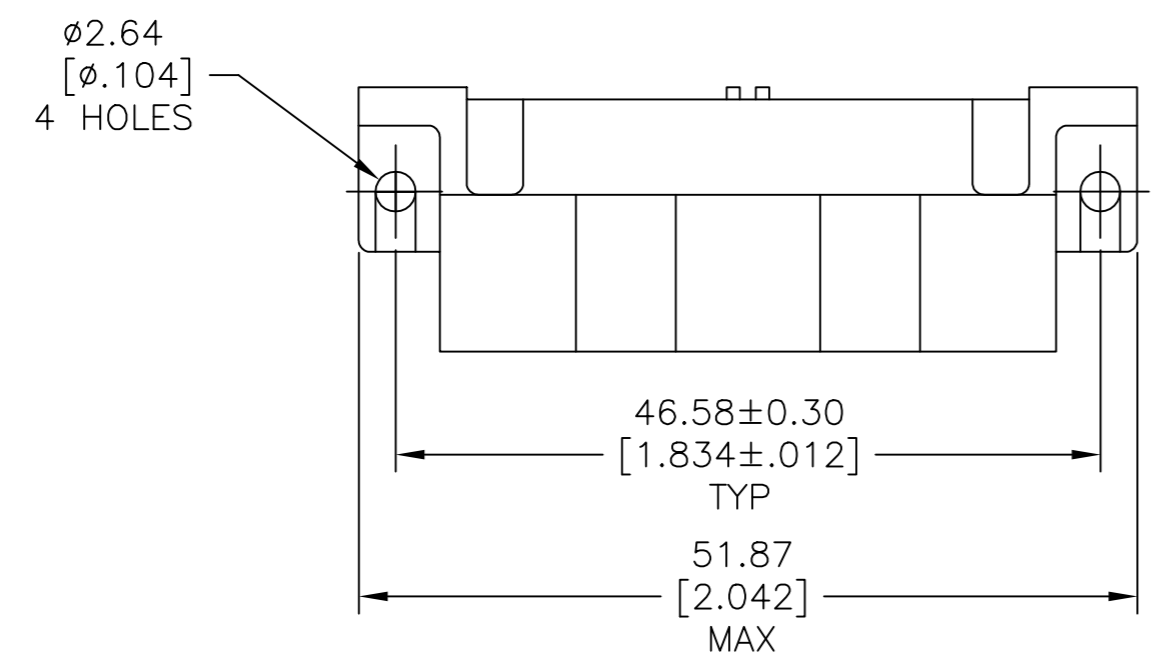


THIS DRAWING IS UNPUBLISHED. RELEASED FOR PUBLICATION
 © COPYRIGHT - TE Connectivity Ltd. ALL RIGHTS RESERVED.

REVISIONS					
P	LTR	DESCRIPTION	DATE	DWN	APVD
K		063B-0358-03	02MAY03	TK	GS
L		REVISED PER ECO-18-000443	18JAN2018	RS	MZ



- ① NYLON, RED.
- ② BRASS PER ASTM B36.
- ③ 3.81 μm [.000150] MIN TIN-LEAD OVER 2.54 μm [.000100] MIN COPPER OR 1.27 μm [.000050] MIN NICKEL.
- ④ 0.76 μm [.000030] MIN GOLD FOR A LENGTH OF 5.08 [.200] MIN FROM MATING END, 3.81 μm [.000150] MIN TIN-LEAD FOR A LENGTH OF 5.51 [.217] MIN FROM OPPOSITE END, BOTH OVER 1.27 μm [.000050] MIN NICKEL.
- ⑤ .000150 MIN TIN OVER .000100 MIN CU, OR .000050 MIN TIN.
- ⑥ 0.76 μm [.000030] MIN GOLD FOR A LENGTH OF 5.08 [.200] MIN FROM MATING END, 3.81 μm [.000150] MIN TIN FOR A LENGTH OF 5.51 [.217] MIN FROM OPPOSITE END, BOTH OVER 1.27 μm [.000050] MIN NICKEL.

FINISH	PART NO
⑥	207378-7
⑤	207378-6
④	207378-3
③	207378-1

THIS DRAWING IS A CONTROLLED DOCUMENT.		DWN	L.SIPE	07/07/92	 TE Connectivity Ltd.
DIMENSIONS: mm [INCHES]		CHK	R.STONE	7-24-92	
TOLERANCES UNLESS OTHERWISE SPECIFIED:		APVD	A.TRAVIS	7-24-92	
0 PLC ± - 1 PLC ± - 2 PLC ± 0.25 [.010] 3 PLC ± - 4 PLC ± - ANGLES ± -		PRODUCT SPEC	-	-	
MATERIAL	HOUSING: ①	FINISH	CONTACTS: SEE TBL	WEIGHT	-
CUSTOMER DRAWING		SCALE	2:1	SHEET	1 of 1
SIZE		A2	CAGE CODE	00779	DRAWING NO
DRAWING NO		C=207378		RESTRICTED TO	-
REV		L			