THIS DRAWING IS UNPUBLISHED. RELEASED FOR PUBLICATION – , – .
© COPYRIGHT – By – ALL RIGHTS RESERVED.

LOC	DIST
FT	0

REVISIONS

P	LTR	DESCRIPTION	DATE	DWN	APVD
	B3	REVISED PER ECO–11–005027	11MAR11	RK	HMR

MATERIAL:
HOUSING: THERMOPLASTIC, UL94V–0, BLACK.
TERMINALS: BRIGHT TIN PLATED, COPPER ALLOY.
SCREWS: 6–32, STEEL, ZINC PLATED WITH CLEAR CHROMATE.

ELECTRICAL:
RATED CURRENT UL/CSA:
CLASS C: 25A, 300V.
CLASS D: 5A, 600V.
WIRE RANGE: 12–22 AWG

MECHANICAL:
RECOMMENDED TORQUE: 7 IN–LB.
OPERATING TEMP: 105°C MAX.

1. BOTH END POSITION HAVE SQUARE HOLES AND ARE LEFT OPEN.
2. SCREWS ARE CAPTIVATED.

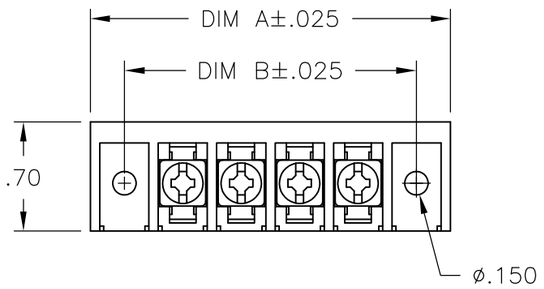

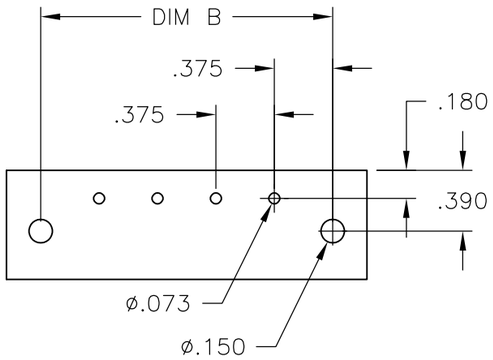

RECOMMENDED PCB LAYOUT

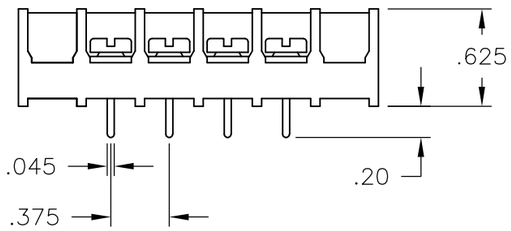

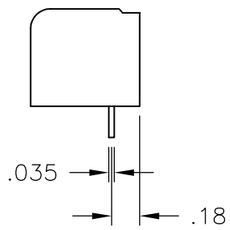

DIM B	DIM A	NO. OF POS	CATALOG NUMBER	PART NO.
10.875	11.311	28	6PCV–28–008	1–1546686–2
10.500	10.936	27	6PCV–27–008	1–1546686–1
10.125	10.561	26	6PCV–26–008	1–1546686–0
9.750	10.186	25	6PCV–25–008	1546686–9
9.375	9.811	24	6PCV–24–008	1546686–8
9.000	9.436	23	6PCV–23–008	1546686–7
8.625	9.061	22	6PCV–22–008	1546686–6
8.250	8.686	21	6PCV–21–008	1546686–5
7.875	8.311	20	6PCV–20–008	7–1546158–4
7.500	7.936	19	6PCV–19–008	1546686–4
7.125	7.561	18	6PCV–18–008	1437654–9
6.750	7.186	17	6PCV–17–008	1546686–3
6.375	6.811	16	6PCV–16–672	9–1437653–3
6.375	6.811	16	6PCV–16–008	7–1546158–1
6.000	6.436	15	6PCV–15–008	7–1546158–0
5.625	6.061	14	6PCV–14–008	1546686–2
5.250	5.686	13	6PCV–13–008	6–1546158–8
4.875	5.311	12	6PCV–12–008	6–1546158–5
4.500	4.936	11	6PCV–11–008	6–1546158–3
4.125	4.561	10	6PCV–10–008	1546686–1
3.750	4.186	9	6PCV–09–008	6–1546158–0
3.375	3.811	8	6PCV–08–008	1–1437653–5
3.000	3.436	7	6PCV–07–008	5–1546158–7
2.625	3.061	6	6PCV–06–008	9–1437652–7
2.250	2.686	5	6PCV–05–1251	8–1437652–4
2.250	2.686	5	6PCV–05–008	8–1437652–3
1.875	2.311	4	6PCV–04–008	6–1437652–9
1.500	1.936	3	6PCV–03–008–OE	1–796988–3
1.500	1.936	3	6PCV–03–008	5–1437652–6
1.125	1.561	2	6PCV–02–008	4–1437652–1

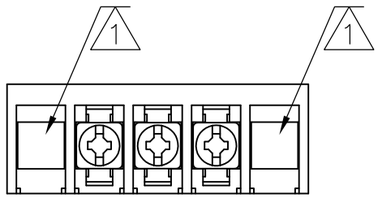

1–796988–3

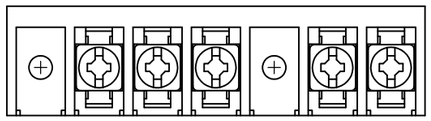

8–1437652–4

THIS DRAWING IS A CONTROLLED DOCUMENT.

DIMENSIONS: INCHES

TOLERANCES UNLESS OTHERWISE SPECIFIED:
0 PLC ± –
1 PLC ± –
2 PLC ± .01
3 PLC ± .005
4 PLC ± –
ANGLES ± 1°

MATERIAL –
FINISH –

DWN S SCHLEGEL 4/25/03
CHK S YODER 4/25/03
APVD S YODER 4/25/03
PRODUCT SPEC —
APPLICATION SPEC —
WEIGHT —

TE Connectivity

NAME 6PCV–XX–008 ASSEMBLY

SIZE	CAGE CODE	DRAWING NO	RESTRICTED TO
A3	00779	C–4–1437652–1	—

CUSTOMER DRAWING | SCALE NTS | SHEET 1 OF 1 | REV B3

1470–19 (3/11)

Mouser Electronics

Authorized Distributor

Click to View Pricing, Inventory, Delivery & Lifecycle Information:

TE Connectivity:

7-1546158-1