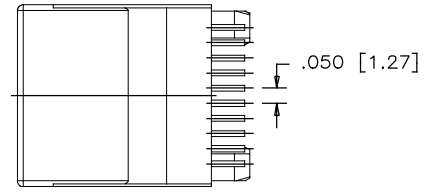
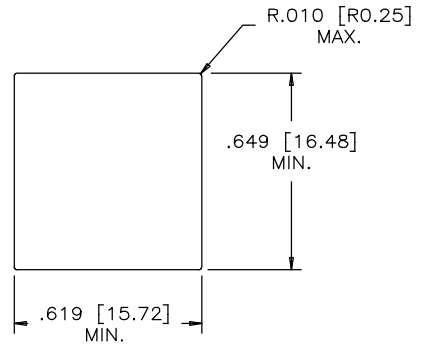


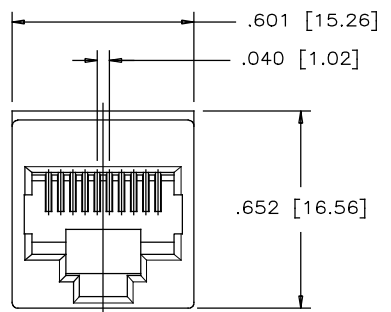
REVISIONS			
REV	DESCRIPTION, ECN, EAR NO.	DATE	APP'D
C	PROPOSAL	AUG 01/05	L.CHAN
D	UPDATE DRAWINGS	MAY 23/17	L.CHAN



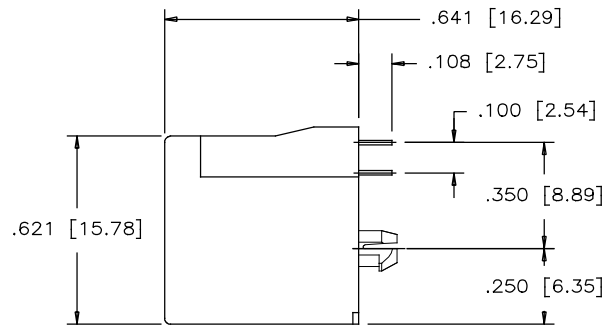
TOP VIEW



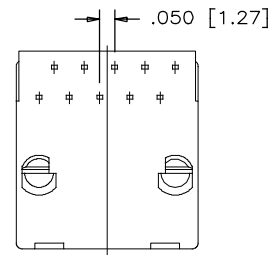
RECOMMENDED PANEL CUTOUT



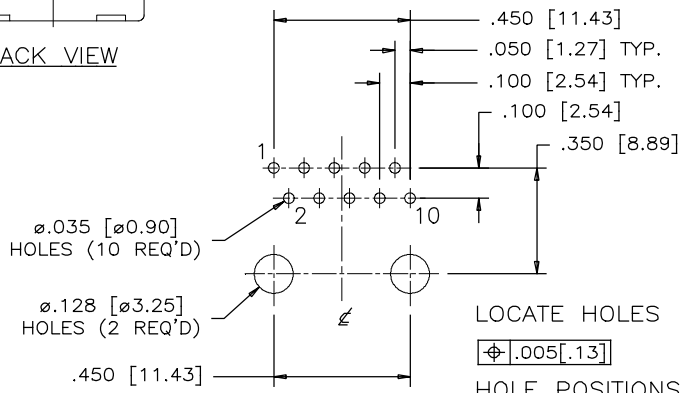
FRONT VIEW



SIDE VIEW



BACK VIEW



RECOMMENDED P.C.B. LAYOUT
(COMPONENT SIDE OF BOARD)
TOLERANCE: ±0.05 (TOP VIEW)

MATERIALS:

HOUSING: ENGINEERING THERMOPLASTIC
FLAMMABILITY RATING UL 94V-0
COLOUR: BLACK.

CONTACTS: PHOSPHOR BRONZE

PLATING: SELECTIVE GOLD PLATING ON MATING SURFACES
SEE AMPHENOL PART NUMBER FOR DETAIL.
50U" MIN. NICKEL OVERALL
GOLD FLASH ON CONTACT TAILS.

RECOMMENDED SOLDERING TEMPERATURE:
WAVE SOLDERING AT 260°C MAXIMUM FOR 5 SEC MAXIMUM.

AMPHENOL PART NO: RJE08-1AA-0X10

GOLD PLATING:
1 = 6 μ"
2 = 15 μ"
3 = 30 μ"
4 = 50 μ"



UNLESS SPECIFIED OTHERWISE	DRAWN PAUL WANG	DATE MAR04/05
PRIMARY UNITS INCH	CHECKED L.CHAN	MAR04/05
SECONDARY MILLIMETER	M.E. APP'D	
REFERENCE IN PARENTHESES	Q.A. APP'D	
GENERAL TOLERANCES	DWG APPR.	
1 DECIMAL PLACE ±0.025	ENG. REL. NO.	
2 DECIMAL PLACES ±0.020	REF.	
3 DECIMAL PLACES ±0.015	THIRD ANGLE PROJECTION	DO NOT SCALE DRAWING
ANGULAR DEGREES ±1.0°		

Amphenol Canada Corp. www.amphenolcanada.com	
TITLE RJ45 CONNECTOR, TOP ENTRY 10P 10C, P.C.B. MOUNT, WITHOUT SHIELD-ROHS COMPLIANT	
DWG. NO.	REV
P-RJE08-1AA-0X10	D
CODE ID NO. 03554	DWG SIZE: C SCALE: N/A SHEET 1 OF 1