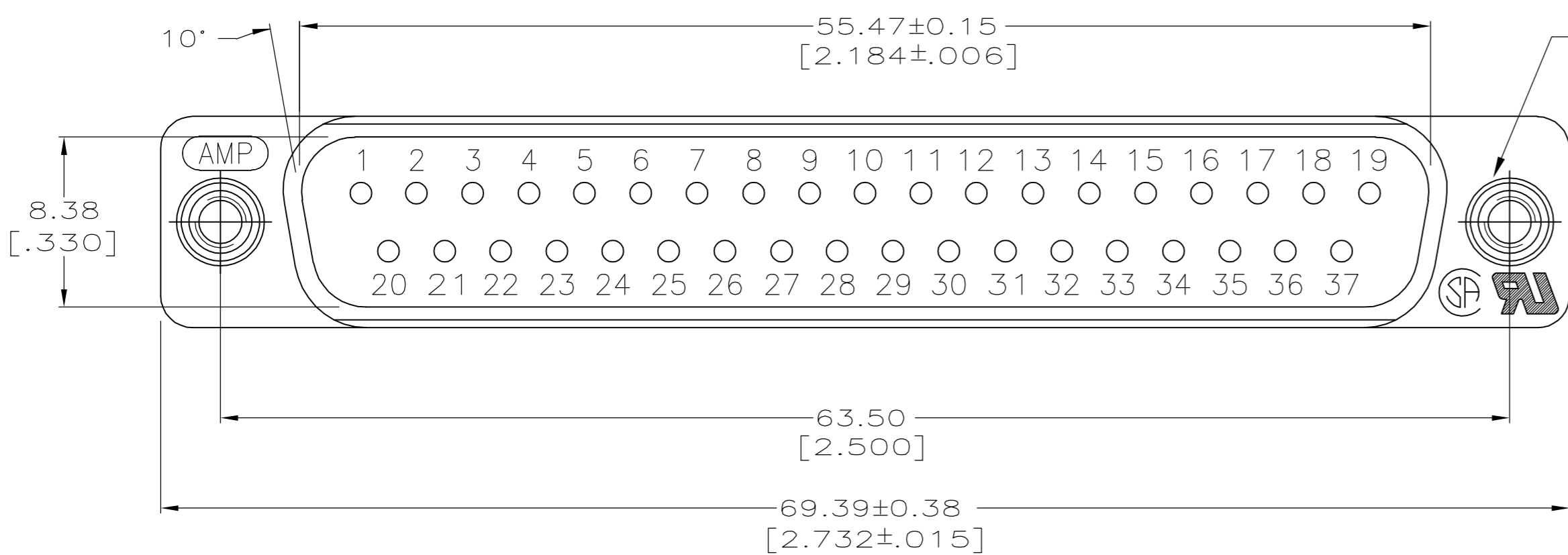


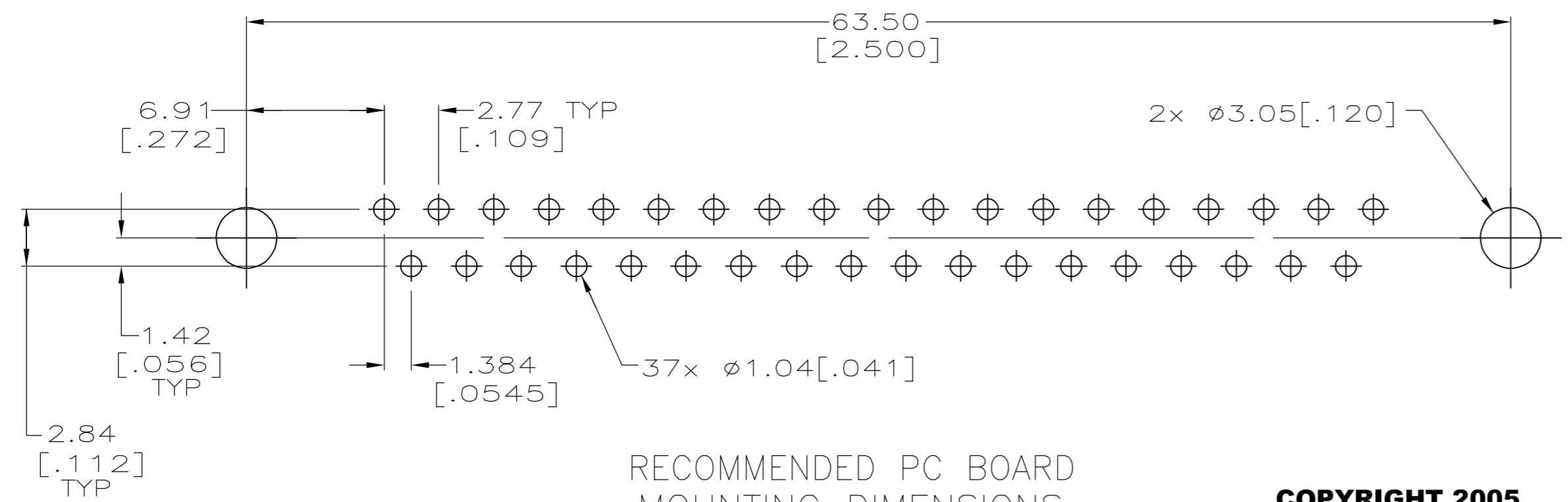
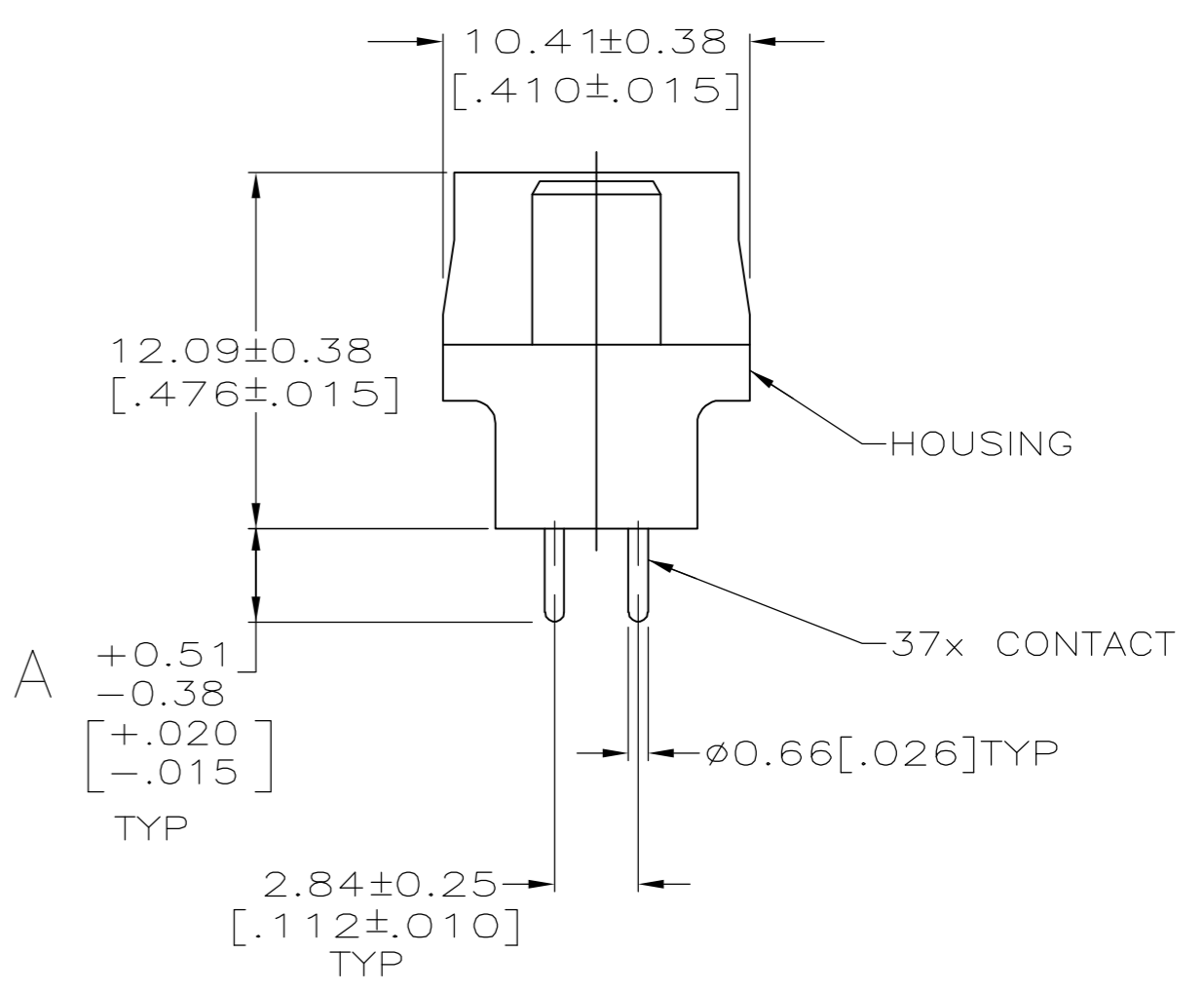
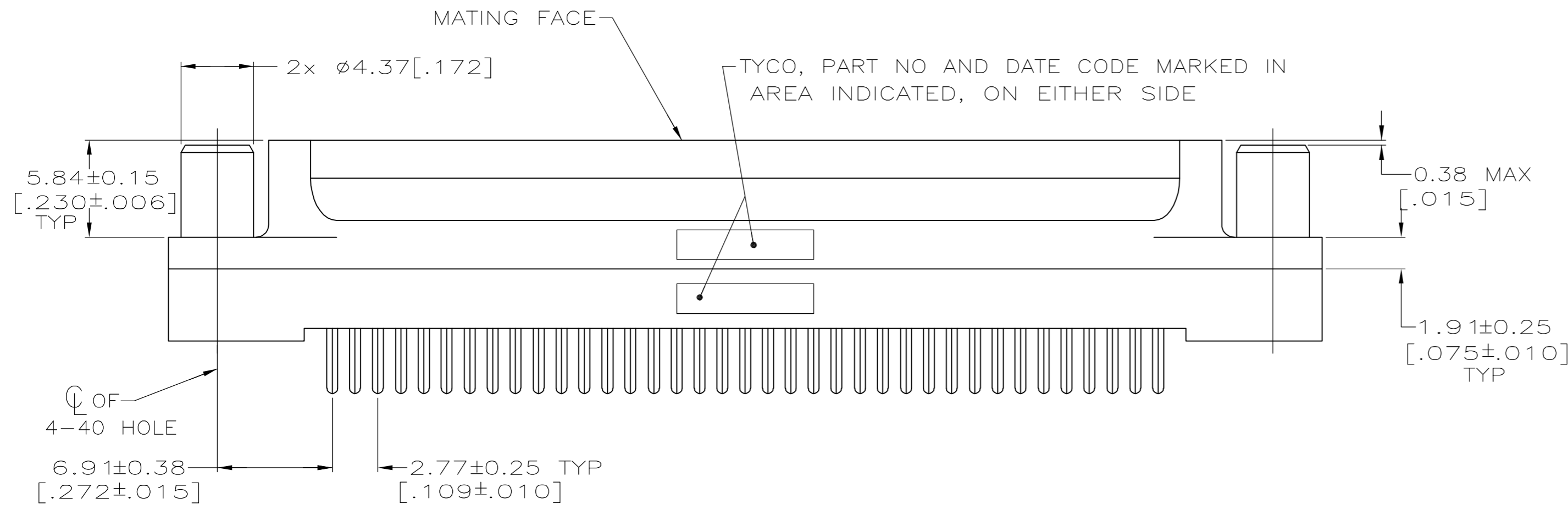
THIS DRAWING IS UNPUBLISHED. RELEASED FOR PUBLICATION
 © COPYRIGHT BY TYCO ELECTRONICS CORPORATION. ALL RIGHTS RESERVED.

LOC	DIST	REVISIONS					
GP	00	P	LTR	DESCRIPTION	DATE	DWN	APVD
		A		REVISED PER ECO-06-028339	18/DEC/06	ZMR	EDB



2x #4-40 SCREWLOCK

- 1 HOUSING: BLACK POLYESTER, UL 94V-0 RATED; CONTACTS: BRASS SCREWLOCKS: BRASS.
- 2 CONTACTS: SEE TABLE
SCREWLOCKS: 1.27µm [.000050] MIN NICKEL OVER COPPER FLASH.
- 3 GOLD PLATED FOR A LENGTH OF 3.81 [.150] MIN FROM MATING END, GOLD FLASH IN MATED AREA, 2.54µm [.000100] MIN TIN ON OPPOSITE END, ALL OVER 1.27µm [.000050] MIN NICKEL.
- 4 GOLD PLATED FOR A LENGTH OF 3.81 [.150] MIN FROM MATING END, 0.76µm [.000030] MIN GOLD IN MATED AREA, 2.54µm [.000100] MIN TIN ON OPPOSITE END, ALL OVER 1.27µm [.000050] MIN NICKEL
-OR-
GOLD FLASH OVER PALLADIUM NICKEL PLATED FOR LENGTH OF 3.81 [.150] MIN FROM MATING END, 0.76µm [.000030] MIN PALLADIUM NICKEL IN MATED AREA, 2.54µm [.000100] MIN TIN ON OPPOSITE END, ALL OVER 1.27µm [.000050] MIN NICKEL.



RECOMMENDED PC BOARD MOUNTING DIMENSIONS

**COPYRIGHT 2005
 TYCO ELECTRONICS CORP
 ALL RIGHTS RESERVED**

4.32 [.170]	4	5745074-4
3.18 [.125]	4	5745074-2
3.18 [.125]	3	5745074-1
A	CONTACT FINISH	PART NO

THIS DRAWING IS A CONTROLLED DOCUMENT.		DWN G.PETERS 13SEP05	tyco Tyco Electronics Corporation	
DIMENSIONS: mm [INCHES]		CHK S.BOLASH 13SEP05	Harrisburg, PA 17105-3608	
TOLERANCES UNLESS OTHERWISE SPECIFIED:		APVD M.WALMSLEY 13SEP05	NAME	
0 PLC ± -	1 PLC ± -	PRODUCT SPEC	108-40025	
2 PLC ± 0.13 [.005]	3 PLC ± -	APPLICATION SPEC	PLUG ASSEMBLY, SIZE 4, 37 POSN, VERTICAL, AMPLIMITE HD-20	
4 PLC ± -	ANGLES ± 2°	WEIGHT -	SIZE A2	CAGE CODE 00779
MATERIAL	FINISH	CUSTOMER DRAWING	DRAWING NO C=5745074	RESTRICTED TO -
1	2	SCALE 4:1	SHEET 1 of 1	REV A

Mouser Electronics

Authorized Distributor

Click to View Pricing, Inventory, Delivery & Lifecycle Information:

[TE Connectivity:](#)

[5745074-4](#)