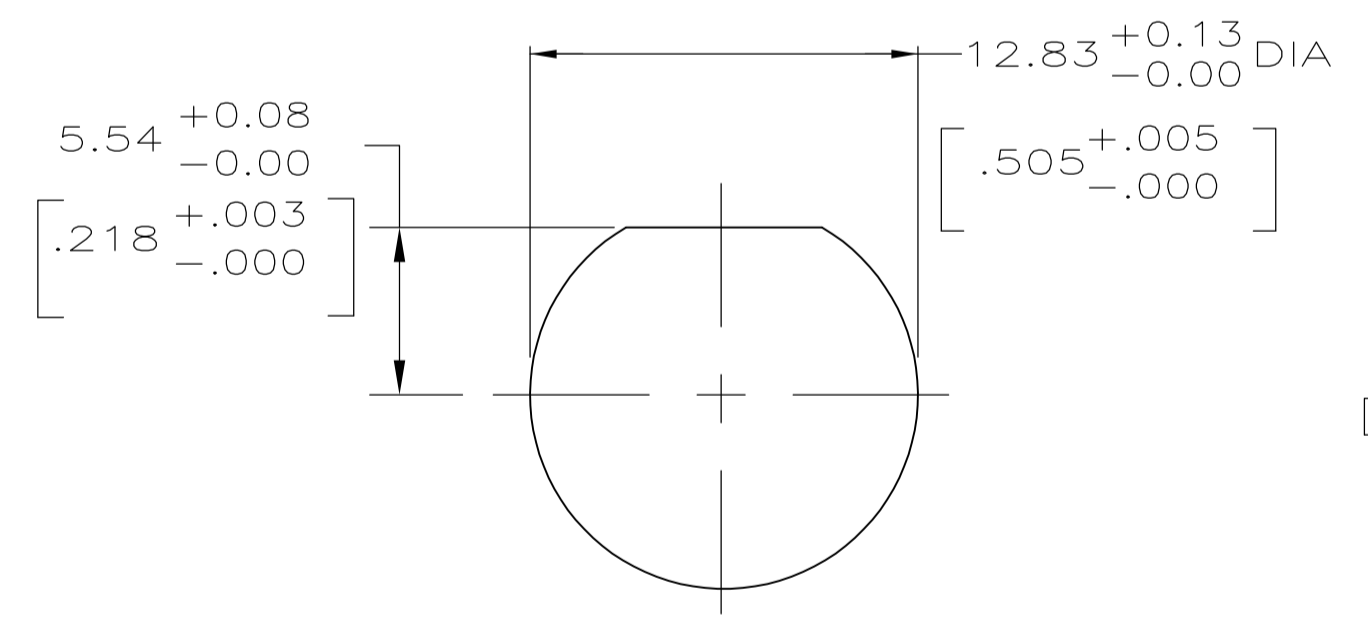
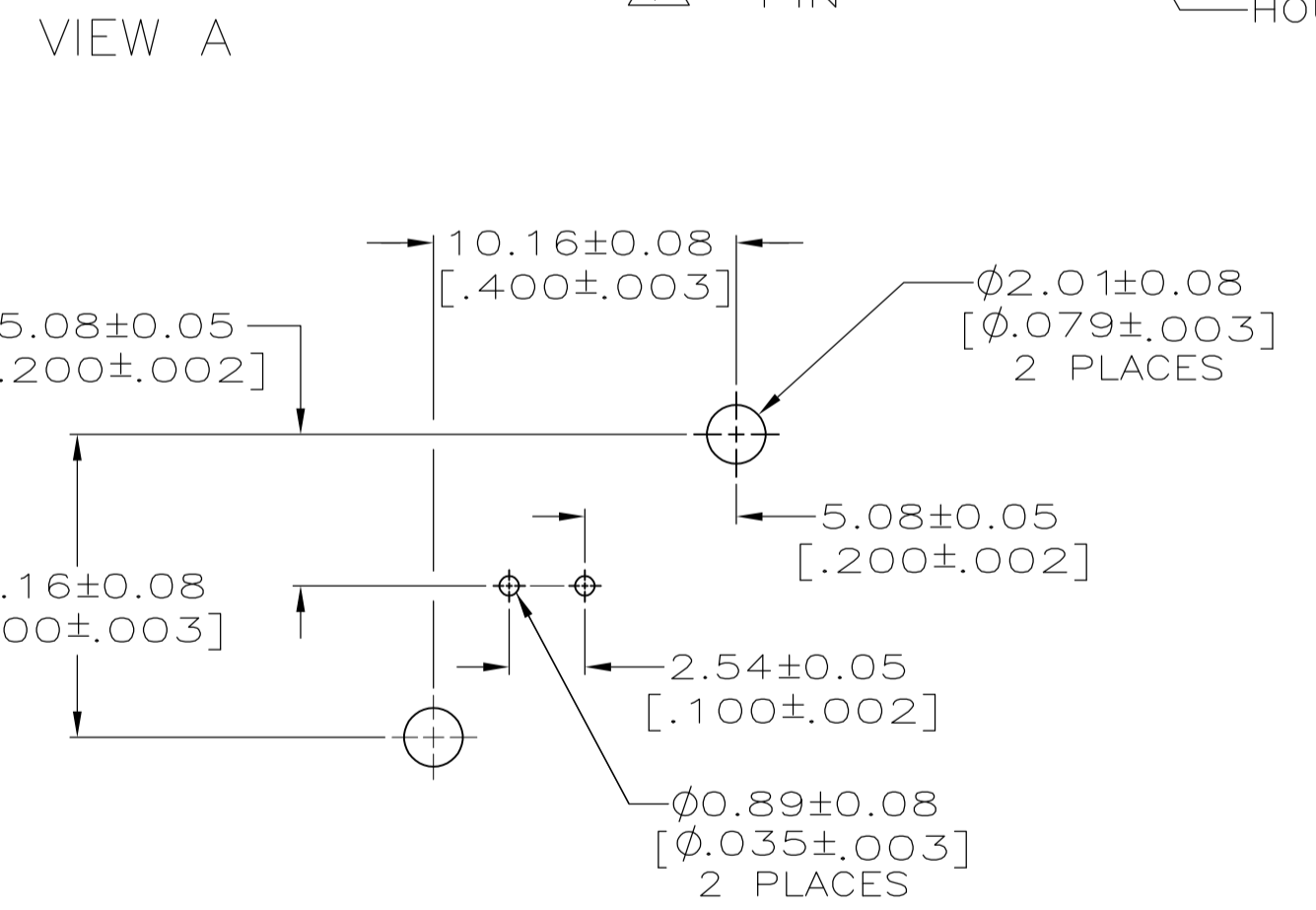
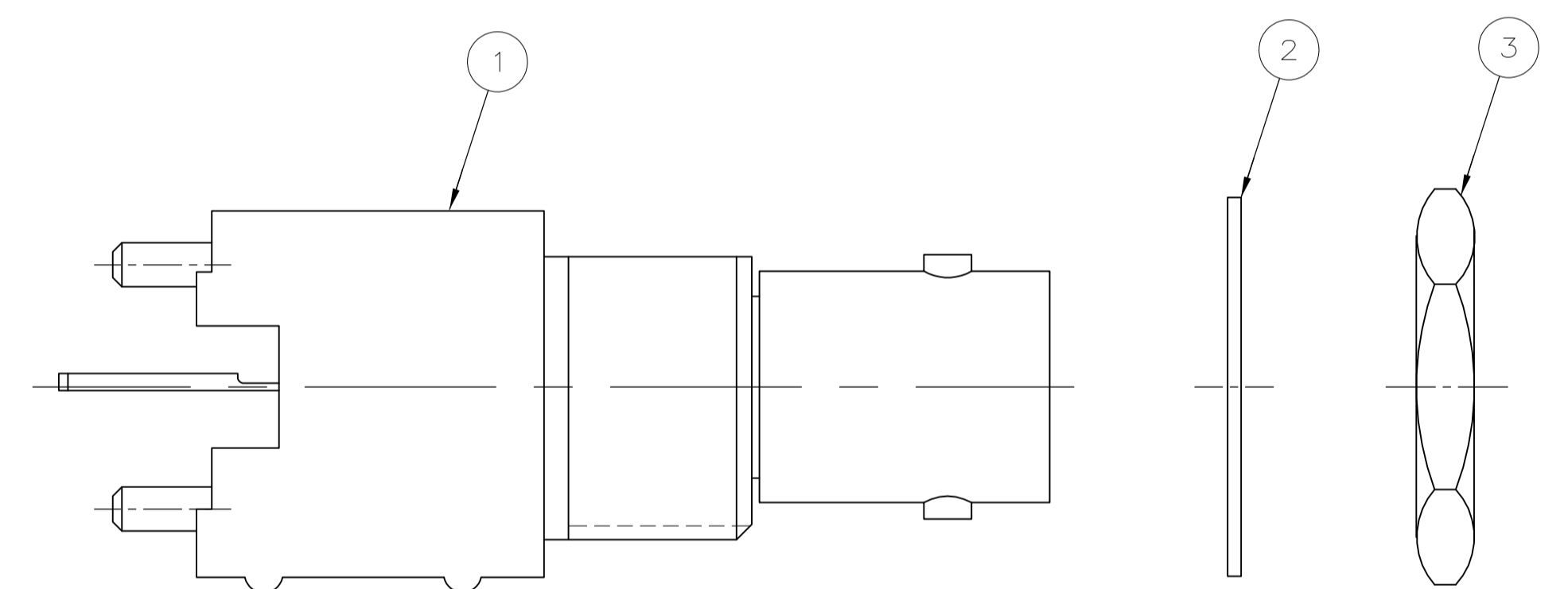
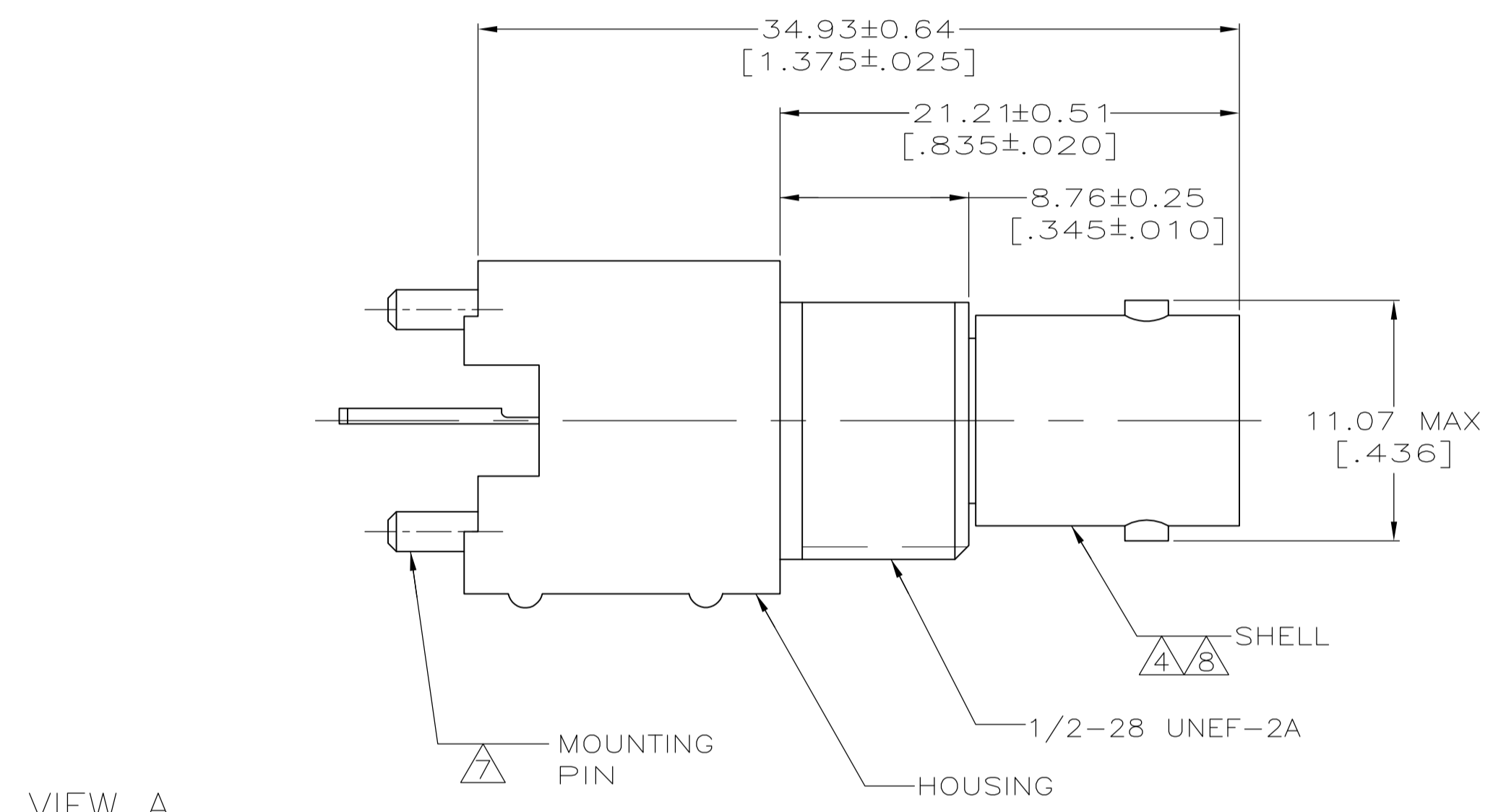
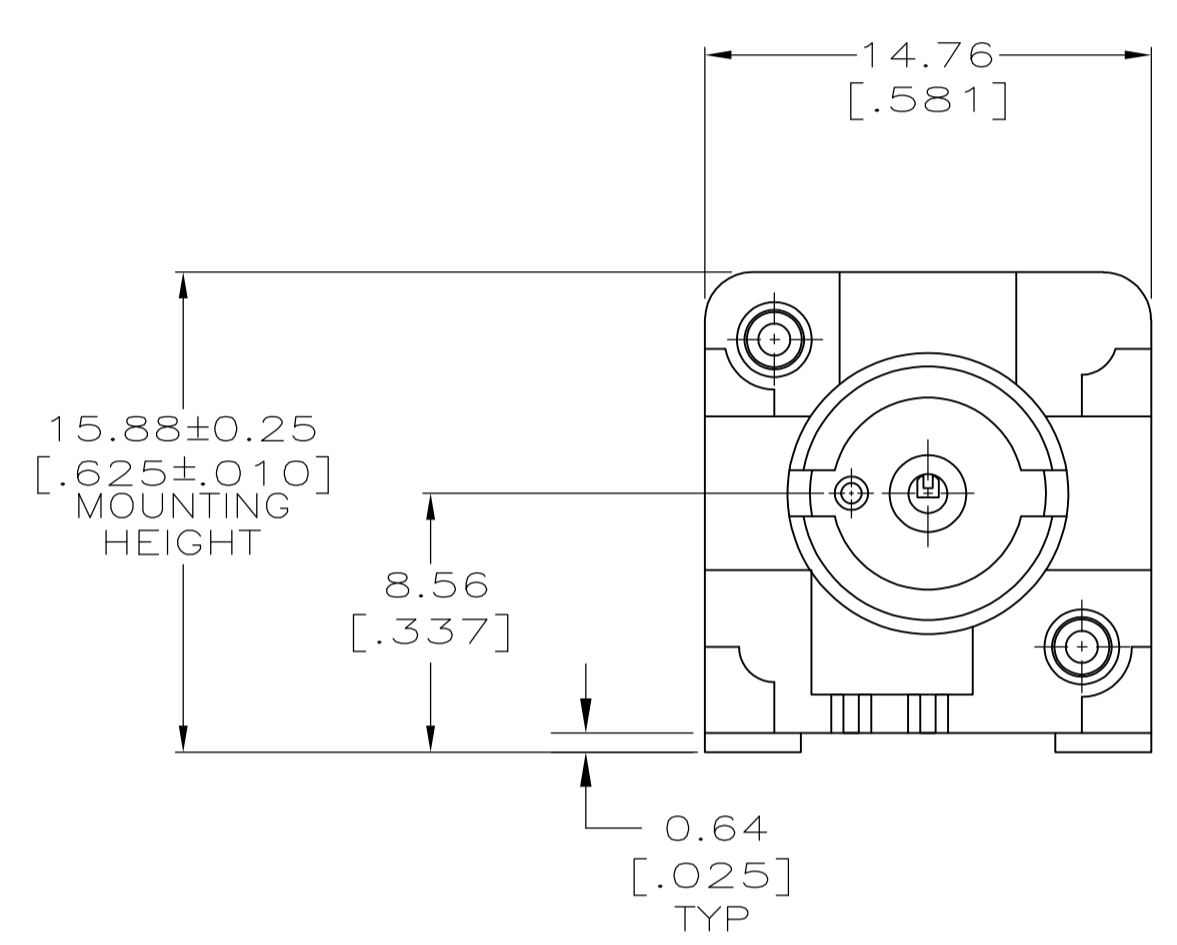


- 1 POLYESTER PBT PER MIL-M-24519, TYPE GPT-15F, UL94V-O RATED, COLOR: NATURAL
- 2 POLYESTER PBT PER MIL-M-24519, TYPE GPT-15F, UL94V-O RATED, COLOR: BLACK
- 3 POLYMETHYLPENTENE, GENERAL PURPOSE.
- 4 ZINC PER QQ-Z-363.
- 5 PHOSPHOR BRONZE PER QQ-B-750.
- 6 BRASS PER ASTM-B-453.
- 7 BRASS PER ASTM-B-16.
- 8 NICKEL PLATE PER QQ-N-290, 3.81 μm [.000150] MINIMUM THICK.
- 9 TIN PLATE PER ASTM-B-545, 3.81 μm [.000150] MINIMUM THICK.
- 10 GOLD PLATE PER MIL-C-45204, 0.76 μm [.000030] MINIMUM THICK.
- 11. SEE INSTRUCTION SHEET 408-2769.



RECOMMENDED PANEL CUTOUT

PCB CONFIGURATION

VIEW B

-	6	5	4	3	2	1							
3.48 [.137]	6	6	6	6	6	6	B	1-329631-2	1-329632-2	5227222-6	5227222-9		
3.48 [.137]	6	6	6	6	6	6	A	-	-	-	5227222-6		
3.48 [.137]	6	6	6	6	6	6	A	-	-	-	5227222-3		
3.48 [.137]	6	6	6	6	6	6	A	-	-	-	5227222-2		
3.48 [.137]	6	6	6	6	6	6	A	-	-	-	5227222-1		
C	MOUNTING PIN PLATING	GROUND POST PLATING	CONTACT POST PLATING	CONTACT PLATING	HOUSING MATERIAL	VIEW	3	JAM NUT QTY=1	2	LOCKWASHER QTY=1	1	ASSEMBLY QTY=1	PART NUMBER

THIS DRAWING IS A CONTROLLED DOCUMENT.

DIMENSIONS: mm (INCHES)	TOLERANCES UNLESS OTHERWISE SPECIFIED:	DIN J. ALCORTA - 26APR2005	DOCK 5 - 26APR2005	 TE Connectivity	
0 PLC ± -	1 PLC ± -	J. HAVENER	DOCK 5 - 26APR2005		
2 PLC ± ± 0.20 [.008]	3 PLC ± ± -	J. LIPPERT	26APR2005	NAME: JACK, VERTICAL, 50 OHM, PCB, SERIES BNC	
4 PLC ± ± -	ANGLES ± ± -			PRODUCT SPEC: 108-12078	
MATERIAL	FINISH	SIZE	CAGE CODE	DRAWING NO	RESTRICTED TO
		A1	00779	5227222	
CUSTOMER DRAWING		SCALE	4:1	SHEET	1 OF 1
		REV	B1		

Mouser Electronics

Authorized Distributor

Click to View Pricing, Inventory, Delivery & Lifecycle Information:

[TE Connectivity:](#)

[5227222-1](#)