

Diode - QUINT-DIODE/12-24DC/2X20/1X40 - 2320157

Please be informed that the data shown in this PDF Document is generated from our Online Catalog. Please find the complete data in the user's documentation. Our General Terms of Use for Downloads are valid (<http://phoenixcontact.com/download>)



DIN rail diode module 12-24 V DC/2x20 A or 1x40 A. Uniform redundancy up to the consumer.

Product Features

- Flexible
- Rugged design
- Consistent redundancy up to the load



Key Commercial Data

Packing unit	1 pc
Weight per Piece (excluding packing)	920.0 g
Custom tariff number	85049091
Country of origin	China

Technical data

Dimensions

Width	50 mm
Height	130 mm
Depth	125 mm

Ambient conditions

Degree of protection	IP20
Ambient temperature (operation)	-40 °C ... 70 °C (> 60 °C Derating: 2,5 %/K)
Ambient temperature (storage/transport)	-40 °C ... 85 °C
Max. permissible relative humidity (operation)	≤ 95 % (at 25 °C, non-condensing)
Maximum altitude	2000 m

Diode - QUINT-DIODE/12-24DC/2X20/1X40 - 2320157

Technical data

Input data

Nominal input voltage range	12 V DC ... 24 V DC
	12 V DC ... 24 V DC
Input voltage range	10 V DC ... 30 V DC
	10 V DC ... 30 V DC
Nominal input current	2x 20 A (-25 °C ... 60 °C)
	1x 40 A (-25 °C ... 60 °C)
Maximum input current	2x 30 A (-25°C ... 40°C)
	1x 60 A (-25°C ... 40°C)
Nominal input current	2x 20 A (-25 °C ... 60 °C)
	1x 40 A (-25 °C ... 60 °C)
Maximum input current	2x 30 A (-25°C ... 40°C)
	1x 60 A (-25°C ... 40°C)

Output data

Setting range of the output voltage (U_{Set})	12 V DC ... 24 V DC
Nominal output current (I_N)	40 A (Increasing power)
	20 A (Redundancy)
Derating	60 °C ... 70 °C (2.5%/K)
Connection in series	No
Power loss nominal load max.	10 W ($I_{OUT} = 20 A$)

General

Net weight	0.75 kg
Efficiency	> 97 %
	> 97 %
Protection class	III
MTBF (IEC 61709, SN 29500)	40000000 h
Mounting position	horizontal DIN rail NS 35, EN 60715
Assembly instructions	Alignable: 5 mm horizontally, 15 mm next to active components, 50 mm vertically

Connection data, input

Connection method	Screw connection
Conductor cross section solid min.	0.2 mm ²
Conductor cross section solid max.	6 mm ²
Conductor cross section flexible min.	0.2 mm ²
Conductor cross section flexible max.	4 mm ²
Conductor cross section AWG min.	12
Conductor cross section AWG max.	10

Diode - QUINT-DIODE/12-24DC/2X20/1X40 - 2320157

Technical data

Connection data, input

Stripping length	7 mm
Screw thread	M3

Connection data, output

Connection method	Screw connection
Conductor cross section solid min.	0.5 mm ²
Conductor cross section solid max.	16 mm ²
Conductor cross section flexible min.	0.5 mm ²
Conductor cross section flexible max.	16 mm ²
Conductor cross section AWG min.	10
Conductor cross section AWG max.	6
Stripping length	10 mm
Screw thread	M4

Standards and Regulations

Electromagnetic compatibility	Conformance with EMC Directive 2004/108/EC
Shock	30g in each direction, according to IEC 60068-2-27
Connection in acc. with standard	CUL
Standards/regulations	EN 61000-4-3
	EN 61000-4-4
	EN 61000-4-6
Standard - Electrical safety	EN 60950-1/VDE 0805 (SELV)
Standard – Electronic equipment for use in electrical power installations and their assembly into electrical power installations	EN 50178/VDE 0160 (PELV)
Standard – Safety extra-low voltage	IEC 60950-1 (SELV) and EN 60204-1 (PELV)
Standard - Safe isolation	DIN VDE 0100-410
Standard – Protection against shock currents, basic requirements for protective separation in electrical equipment	EN 50178
UL approvals	UL/C-UL listed UL 508
	UL/C-UL Recognized UL 60950
	UL ANSI/ISA-12.12.01 Class I, Division 2, Groups A, B, C, D (Hazardous Location)
Vibration (operation)	< 15 Hz, amplitude ±2.5 mm (according to IEC 60068-2-6)
Low Voltage Directive	Conformance with Low Voltage Directive 2006/95/EC
ATEX	# II 3G Ex nA IIC T4 Gc
	KEMA 10 ATEX 0165X
IECEX	Ex nA IIC T4 Gc
	IECEX KEM 10.0091

Diode - QUINT-DIODE/12-24DC/2X20/1X40 - 2320157

Classifications

eCl@ss

eCl@ss 4.0	27250311
eCl@ss 4.1	27250311
eCl@ss 5.0	27242213
eCl@ss 5.1	27242213
eCl@ss 6.0	27049005
eCl@ss 7.0	27049005
eCl@ss 8.0	27371010

ETIM

ETIM 4.0	EC002540
ETIM 5.0	EC000683

UNSPSC

UNSPSC 6.01	30211502
UNSPSC 7.0901	39121004
UNSPSC 11	39121004
UNSPSC 12.01	39121004
UNSPSC 13.2	39121004

Approvals

Approvals

Approvals

UL Recognized / UL Listed / cUL Recognized / cUL Listed / RINA / GL / NK / LR / DNV / ABS / EAC / EAC / BV / cULus Recognized / cULus Listed

Ex Approvals

IECEX / ATEX / UL Listed / cUL Listed / cULus Listed

Approvals submitted


Approval details

UL Recognized

Diode - QUINT-DIODE/12-24DC/2X20/1X40 - 2320157

Approvals

UL Listed 

cUL Recognized 

cUL Listed 

RINA

GL

NK

mm ² /AWG/kcmil	10
Nominal current I _N	63 A
Nominal voltage U _N	500 V

LR

mm ² /AWG/kcmil	6
Nominal current I _N	41 A
Nominal voltage U _N	500 V

DNV

ABS


EAC


EAC

Diode - QUINT-DIODE/12-24DC/2X20/1X40 - 2320157

Approvals

BV

cULus Recognized 

cULus Listed 

Accessories

Accessories

Assembly adapter

Assembly adapters - UWA 182/52 - 2938235



Universal wall adapter

Assembly adapters - QUINT-PS-ADAPTERS7/1 - 2938196



Assembly adapter for QUINT-PS... power supply on S7-300 rail

Assembly adapters - UTA 107/30 - 2320089

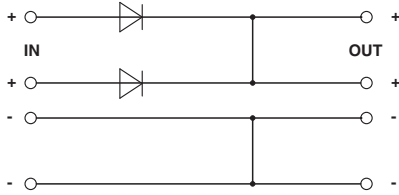


Universal DIN rail adapter

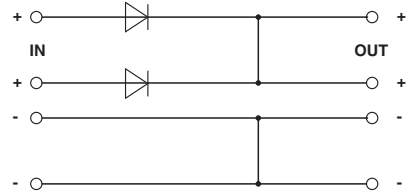
Drawings

Diode - QUINT-DIODE/12-24DC/2X20/1X40 - 2320157

Block diagram



Block diagram



Mouser Electronics

Authorized Distributor

Click to View Pricing, Inventory, Delivery & Lifecycle Information:

[Phoenix Contact:](#)

[2320157](#)