




(2.54 mm) .100"

TSM-116-02-S-DV-LC



TSM-121-01-T-SV



# SMT .025" SQ POST HEADER

## Board Mates:

SSW, SSQ, SSM, BSW, ESW, ESQ, BCS, SLW, CES, HLE

## Cable Mates:

IDSS, IDSD

## SPECIFICATIONS

For complete specifications and recommended PCB layouts see [www.samtec.com?TSM](http://www.samtec.com?TSM)

### Insulator Material:

Black Liquid Crystal Polymer

### Terminal Material:

Phosphor Bronze

### Plating:

Au or Sn over

50 μ" (1.27 μm) Ni

### Operating Temp Range:

-55 °C to +105 °C with Tin;

-55 °C to +125 °C with Gold

### Voltage Rating:

475 VAC -SV/-DV mated with

BCS or SSM

RoHS Compliant: Yes

MATES	CURRENT RATING (PER PIN)
TSM/SSW	4.7 A
TSM/SSM	5.4 A
TSM/HLE	4.1 A
2 PINS POWERED	

## PROCESSING

Lead-Free Solderable: Yes

-DH/-SH Lead Coplanarity:

(0.15 mm) .006" max (02-36)\*

-DV/-SV Lead Coplanarity:

(0.10 mm) .004" max (02-05)\*

(0.13 mm) .005" max (06-10)\*

(0.15 mm) .006" max (11-36)\*

\*(.004" stencil solution

may be available; contact

IPG@samtec.com)

## RECOGNITIONS

For complete scope

of recognitions see

[www.samtec.com/quality](http://www.samtec.com/quality)

FILE NO. E111594

## ALSO AVAILABLE (MOQ Required)

- Edge Mount and Locking Clips for -SV
- Solder Locks for -DH and Shrouds for -DV
- Other platings

**Note:** Some lengths, styles and options are non-standard, non-returnable.

TSM

1

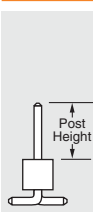
NO. PINS PER ROW

LEAD STYLE

PLATING OPTION

ROW OPTION

02 thru 36



**-01** = .230" (5.84 mm) Post Height  
(Mates with SSW, BCS, SSM, IDSS, IDSD)

**-02** = .320" (8.13 mm) Post Height  
(Mates with SSM -DH)

**-03** = .420" (10.67 mm) Post Height  
(For Bottom Mount & Pass Through)

**-04** = .120" (3.05 mm) Post Height  
(Mates with SLW, CES, HLE)

**-F**  
= Gold flash on post,  
Matte Tin on tail

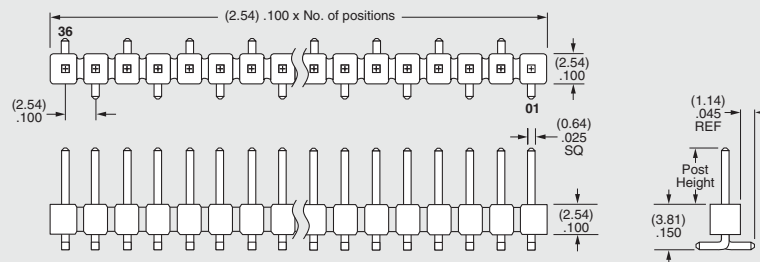
**-L**  
= 10 μ" (0.25 μm) Gold on post,  
Matte Tin on tail

**-S**  
= 30 μ" (0.76 μm) Gold on post,  
Matte Tin on tail

**-T**  
= Matte Tin

**-SV**

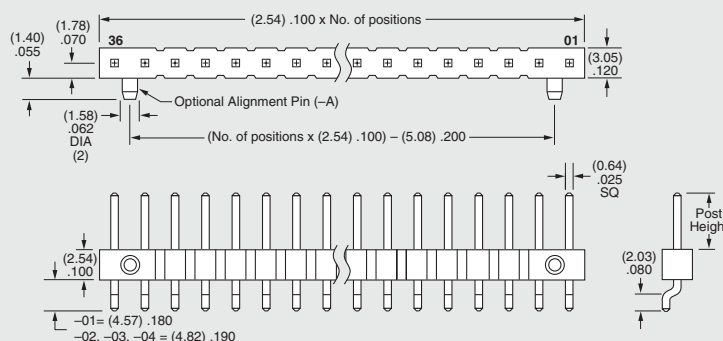
= Single Row Vertical Pin



## APPLICATIONS

**-SH**

= Single Row Horizontal Pin




Due to technical progress, all designs, specifications and components are subject to change without notice.

[WWW.SAMTEC.COM](http://WWW.SAMTEC.COM)


All parts within this catalog are built to Samtec's specifications.

Customer specific requirements must be approved by Samtec and identified in a Samtec customer-specific drawing to apply.




TSM-126-02-L-DH-K

TSM-115-01-T-SH-A



TSM-110-01-T-DV



## TSM SERIES

### OTHER OPTIONS

#### -A

= Alignment Pin metal or plastic at Samtec discretion (Not available with -TM or -MT) (02 positions min.) (Not available with -LC)

#### -LC

= Locking Clip (Not available with -TM) (3 positions min.) (Not available with -A) (Manual placement required)

#### -K

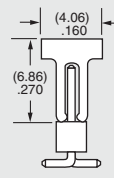
= (6.50 mm) .256" DIA Polyimide Film Pick & Place Pad (-SH: 4 positions minimum without -TR; 2 & 3 positions available with -TR) (-DH: 4 positions minimum without -TR)

#### -“XXX”

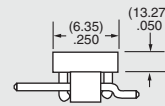
= Polarized Position

#### -P

= Plastic Pick & Place Pad (-DV: 4 positions minimum without -TR; 2 & 3 positions available with -TR) (-SH: 4 positions minimum without -TR; 2 & 3 positions available with -TR) (-DH: 5 positions minimum without -TR) (-SV: 4 positions minimum without -TR; 2 & 3 positions available with -TR)



-SV



-SH & -DH

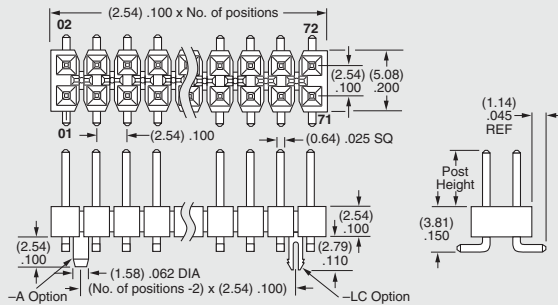
#### -TR

= Tape & Reel Packaging -SV = 02-22 positions -DV = 02-28 positions -SH = 02-30 positions -DH = 02-29 positions

Not available with -MT or -TM

#### -DV

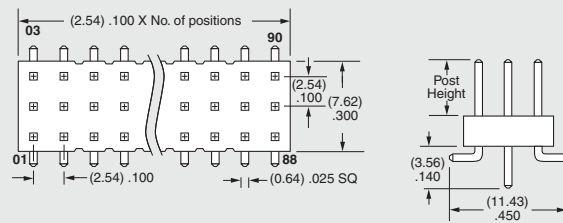
= Double Row Vertical Pin



#### -TM

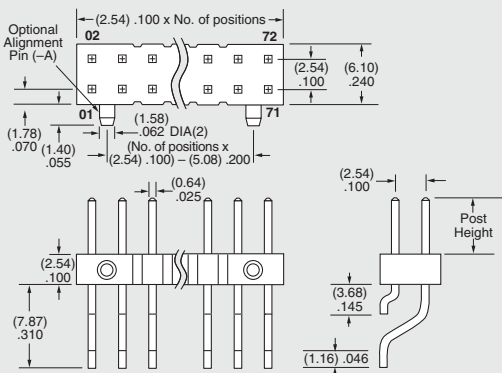
= Triple Row Vertical Mixed Technology (Style -01 only)

02 thru 30 positions only



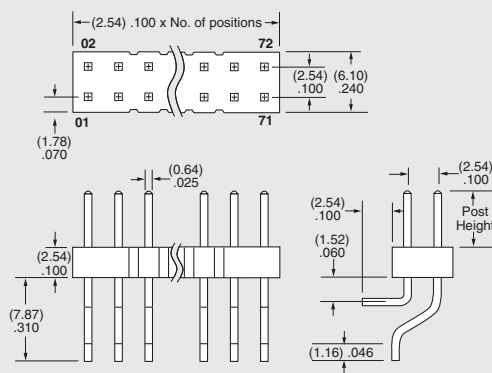
#### -DH

= Double Row Horizontal Pin (Style -01, -02 or -03 only)



#### -MT

= Mixed Technology Pin (Style -01, -02 or -03 only)



Due to technical progress, all designs, specifications and components are subject to change without notice.

[WWW.SAMTEC.COM](http://WWW.SAMTEC.COM)

All parts within this catalog are built to Samtec's specifications. Customer specific requirements must be approved by Samtec and identified in a Samtec customer-specific drawing to apply.

# Mouser Electronics

Authorized Distributor

Click to View Pricing, Inventory, Delivery & Lifecycle Information:

[Samtec:](#)

[TSM-104-01-L-SV-A-P](#)