THIS DRAWING IS UNPUBLISHED. RELEASED FOR PUBLICATION -.- .
© COPYRIGHT - By - ALL RIGHTS RESERVED.

LOC	DIST
GP	00

REVISIONS

P	LTR	DESCRIPTION	DATE	DWN	APVD
	J	REVISED PER ECO-12-000090	30JAN2012	CJV	SLB

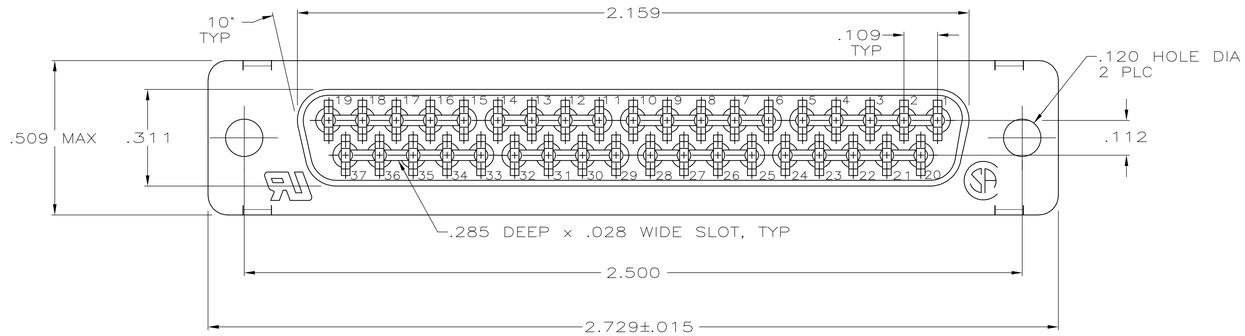

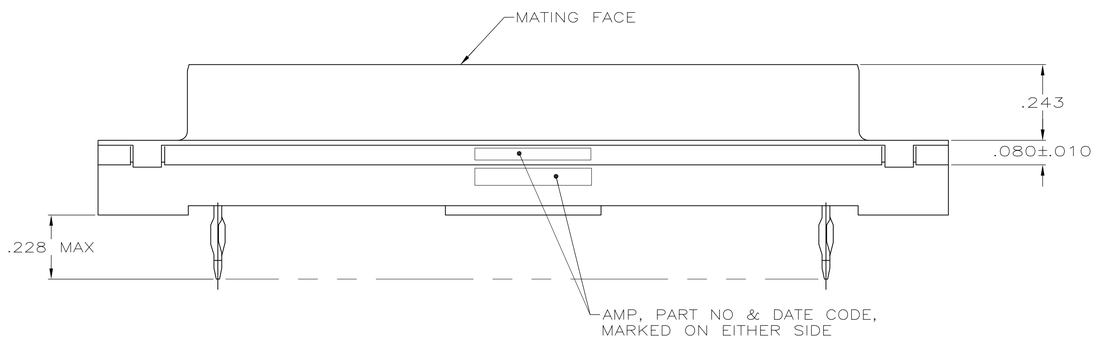

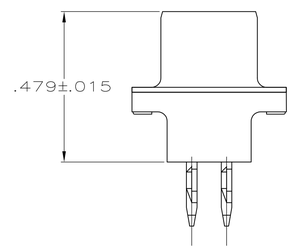

1. FOR USE WITH .093 MINIMUM THICK PRINTED CIRCUIT BOARD. REFER TO APPLICATION SPECIFICATION FOR PRINTED CIRCUIT BOARD LAYOUT DIMENSIONS AND FINISH RECOMMENDATIONS.

2. DUPLEX PLATED: GOLD FLASH ON MATING SURFACE, BRIGHT TIN OR BRIGHT TIN LEAD ON COMPLIANT PIN, ALL OVER NICKEL.

3. .000030 MINIMUM GOLD IN MATING AREA.
.000100 MINIMUM TIN OR TIN-LEAD ON COMPLIANT PIN.
ALL OVER .000050 MINIMUM NICKEL.

OR

GOLD FLASH OVER PALLADIUM NICKEL
.000030 MINIMUM TOTAL IN MATING AREA.
.000100 MINIMUM TIN OR TIN-LEAD ON COMPLIANT PIN.
ALL OVER .000050 MINIMUM NICKEL.

4. PLATED .0002-.0004 BRIGHT TIN

5. NOTE REMOVED.

6. FLAME RETARDANT 94V-0 RATED THERMOPLASTIC; COLOR: BLACK.

OBSOLETE	3	747713-2
	2	747713-1
	CONTACT FINISH	PART NO

THIS DRAWING IS A CONTROLLED DOCUMENT.
DIMENSIONING AND TOLERANCING PER ASME Y14.5M-2009

DIMENSIONS: INCHES

TOLERANCES UNLESS OTHERWISE SPECIFIED:
0 PLC ± -
1 PLC ± -
2 PLC ± -
3 PLC ± .005
4 PLC ± -
ANGLES ± 2°

MATERIAL
HOUSING: 6
SHELL: CARBON STEEL
CONTACTS: COPPER ALLOY

FINISH
CONTACTS: SEE TABLE
SHELL: 2

DWN D.HARDY 04-12-94
CHK R.STONE 04-26-94
APVD - -

PRODUCT SPEC 108-40014
APPLICATION SPEC 114-40026 1
WEIGHT -

TE Connectivity

NAME
RCPT ASSY, SIZE 4, 37 POSN, AMPLIMITE™ HDP, MDM PROFILE, W/ ACTION PIN CONT & METAL SHELL.

SIZE	CAGE CODE	DRAWING NO	RESTRICTED TO
A1	00779	C-747713	-

CUSTOMER DRAWING | SCALE 4:1 | SHEET 1 OF 1 | REV J

4805 (3/11)

Mouser Electronics

Authorized Distributor

Click to View Pricing, Inventory, Delivery & Lifecycle Information:

TE Connectivity:

747713-2