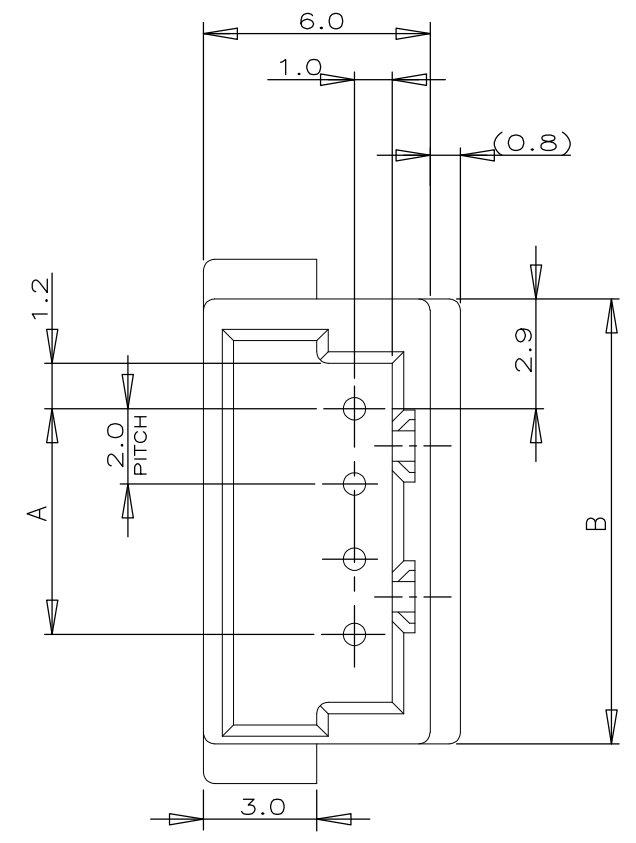
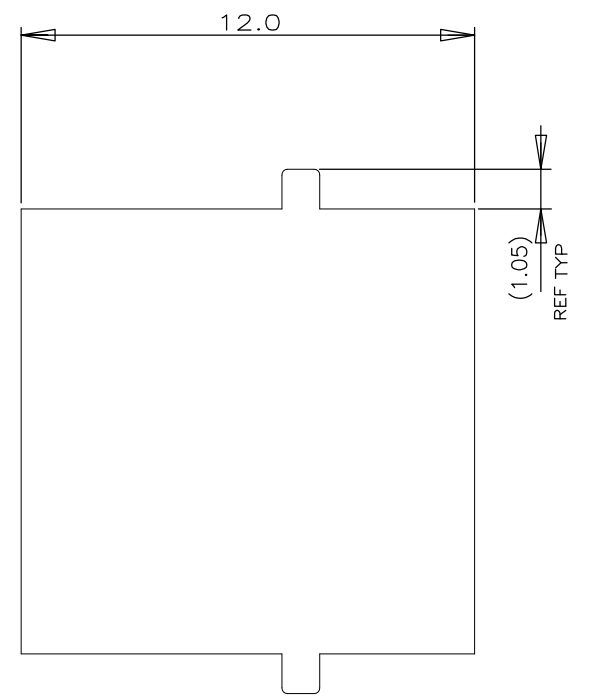
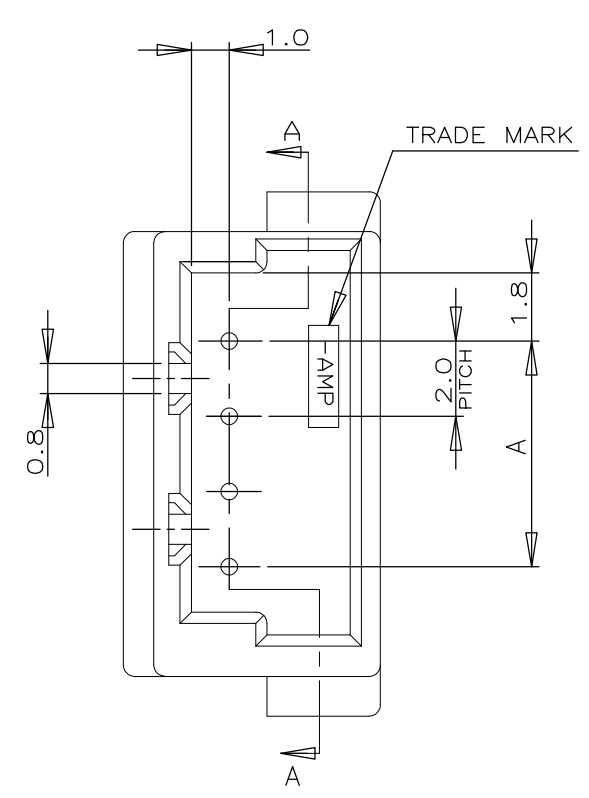
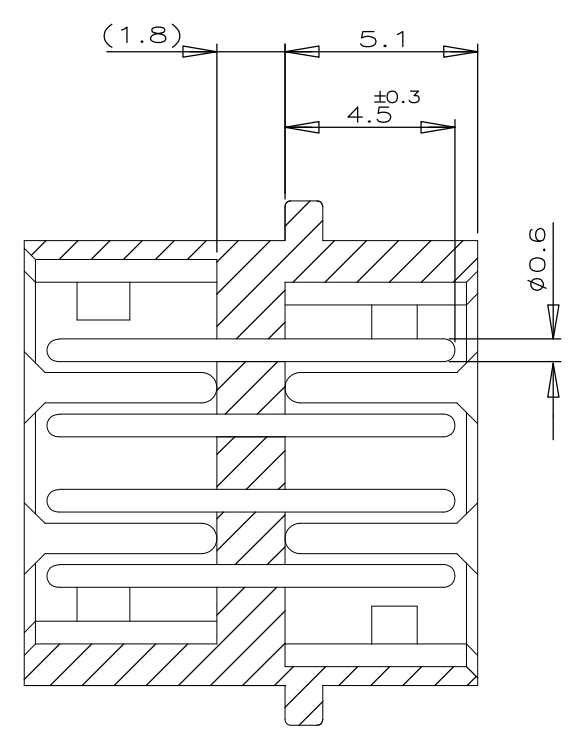
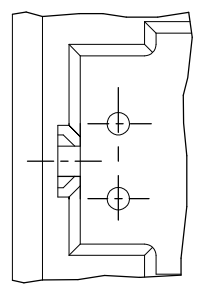
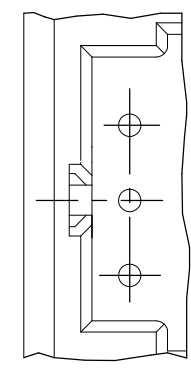


THIS DRAWING IS UNPUBLISHED. RELEASED FOR PUBLICATION
 © COPYRIGHT - By - ALL RIGHTS RESERVED.

LOC	DIST	REVISIONS					
FB	00	P	LTR	DESCRIPTION	DATE	DWN	APVD
		P		REVISED PER ECO-11-005033	28MAR11	RK	HMR



NOTES;
 ▲ MATERIAL: HOUSING - 66 NYLON (UL94V-0)
 POST - TIN BRASS



6-▲-6	4-▲-6	2-▲-6	▲-6	6	15.8	10.0
6-▲-5	4-▲-5	2-▲-5	▲-5	5	13.8	8.0
6-▲-4	4-▲-4	2-▲-4	▲-4	4	11.8	6.0
6-▲-3	4-▲-3	2-▲-3	▲-3	3	9.8	4.0
6-292156-2	4-292156-2	2-292156-2	292156-2	2	7.8	2.0
BLACK	YELLOW	BLUE	NATURAL	Pos.	B	A

SECT. A-A

TOLERANCES UNLESS OTHERWISE SPECIFIED:
 10>* : ±0.2
 30>* >10 : ±0.25
 100>* >30 : ±0.3
 ANGEL : ±3°

THIS DRAWING IS A CONTROLLED DOCUMENT.		DWN S.XU 31JAN03	TE Connectivity			
DIMENSIONS: mm		CHK S.YAO 31JAN03				
TOLERANCES UNLESS OTHERWISE SPECIFIED:		APVD T.SASAKI 31JAN03	NAME			
0 PLC ± -		PRODUCT SPEC	FREE HANGING TYPE RELAY POST HEADER ASS'Y (AMP CT CONN. 2mm PITCH)			
1 PLC ± -		APPLICATION SPEC	SIZE CAGE CODE DRAWING NO RESTRICTED TO			
2 PLC ± -		WEIGHT	A3 00779 C-292156			
3 PLC ± -		CUSTOMER DRAWING	SCALE 5:1 SHEET 1 OF 1 REV P			
4 PLC ± -						
ANGLES ± -						
FINISH						

Mouser Electronics

Authorized Distributor

Click to View Pricing, Inventory, Delivery & Lifecycle Information:

[TE Connectivity:](#)

[292156-5](#)