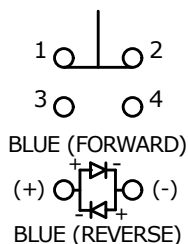


RECOMMENDED PANEL CUTOUT  
MAX. PANEL THICKNESS 12mm

▲ SWITCH FUNCTION

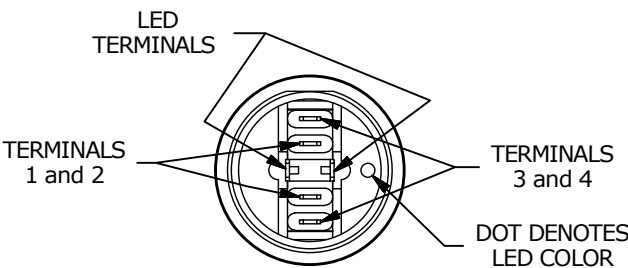
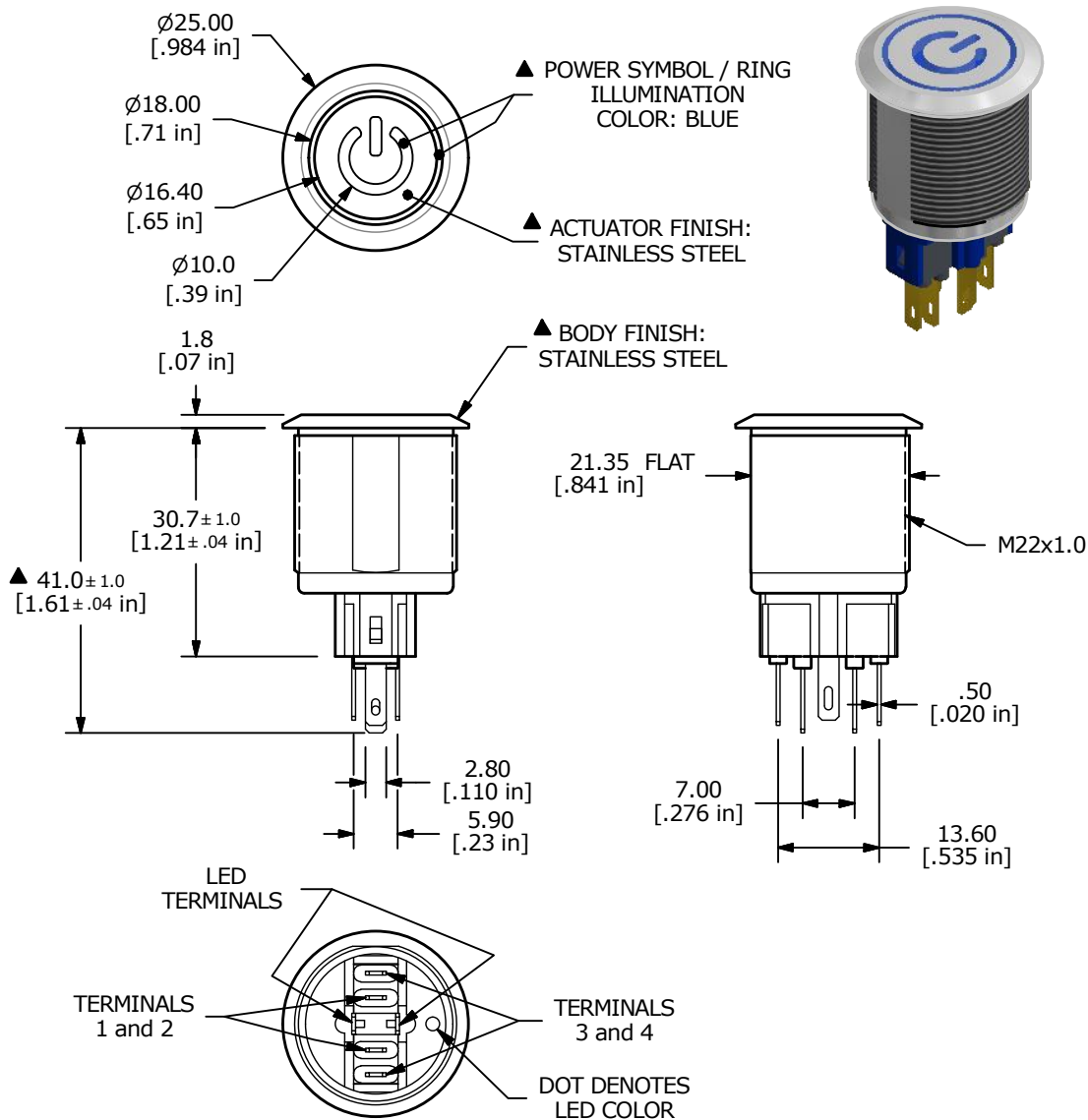
POS. 1	POS. 2
1-2	3-4



▲ SPDT ON-OFF / OFF-ON  
CONTACT CONFIGURATION

NOTE:

1. ALL DIMENSIONS IN MM [INCH]
2. GENERAL TOLERANCE: X.X = ± 0.4  
X.XX = ± 0.25
3. TERMINAL NUMBERS FOR REF. ONLY
4. RATING: 2A @ 48VDC
- ▲ 5. ILLUMINATION VOLTAGE: 12V
6. CONTACT RESISTANCE: 50mΩ MAX. @ 1A 12VDC
7. INSULATION RESISTANCE: 1,000MΩ @ 500VDC
8. DIELECTRIC STRENGTH: 2,000VAC MIN. FOR 1 MINUTE
9. ELECTRICAL LIFE: 50,000 CYCLES
10. OPERATING TEMPERATURE: -20°C to 55°C
11. INGRESS PROTECTION: IP65
12. SUPPLIED HARDWARE: O-RING AND HEXNUT
13. ▲ DENOTES CRITICAL PARAMETER
14. 2011/65/EU (ROHS) COMPLIANT



E	23390	correct Switch Function	6/1/18	MW
D	23348	UPDATED ACTUATOR & BODY CALLOUTS	5/4/18	MJR
C	21459	ADD FLAT TO BODY	5/21/14	EDP
REV	PCR NO	DESCRIPTION	DATE	BY

TITLE PV7F2T0SS-344-M03				
SCALE	DATE	DR	DWG	REV
1:1	12/5/2012	EBP	52-PV7F2T0SS344M03	E

# Mouser Electronics

Authorized Distributor

Click to View Pricing, Inventory, Delivery & Lifecycle Information:

[E-Switch:](#)

[PV7F2T0SS-344-M03](#)