THIS DRAWING IS UNPUBLISHED. RELEASED FOR PUBLICATION 20
© COPYRIGHT 20 BY TYCO ELECTRONICS CORPORATION. ALL RIGHTS RESERVED.

PART NUMBER	REV	FIRST USED	POWER UNIT	FEED TYPE	DESCRIPTION
1852657-1	A	122500-1	LEADMAKER	POST FEED	CUTS CARRIER
1852657-2	A	565435-5	BENCH MODEL K	PRE FEED	CUTS CARRIER
1852657-3	A	354500-1	BENCH MODEL G	PRE FEED	CUTS CARRIER
1852657-6	A	122500-1	LEADMAKER	POST FEED	CONTINUOUS CARRIER
7-1852657-7	A	-	-	-	SPARE PARTS

1. RECOMMENDED SPARE PARTS
2. GREASE LIGHTLY
3. GUARD MUST BE IN PLACE WHEN OPERATING APPLICATOR IN A BENCH MACHINE
4. APPLY TORQ-SEAL IN ALLEN SOCKET TO FILL HOLE AFTER FLAT HD HAS BEEN ADJUSTED TO CORRECT HEIGHT AT QUALIFICATION. APPLY PN 1-23419-5 LOC-TITE TO THREADS.
5. THE INSULATION RANGE LISTED IS FOR THE TERMINAL. THE INSULATION RANGE FOR THE SEAL IS Ø1.8-2.3mm.

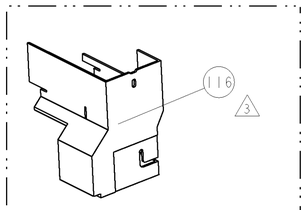

AMP-O-LECTRIC TERM GUARD

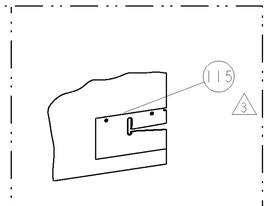

G TERMINATOR GUARD

TERMINAL NAME: E TYPE					
TE P/N	YAZAKI P/N	YAZAKI TERMINAL - TE CRIMP SPECS			
1949641-1	7116-1530-08				
1949641-2	7116-1530	PAD LTR	CRIMP HEIGHT		WIRE SIZE
-	-	A	1.24mm+0.05/-0.05[.049+.002/-.002]		0.85mm2
-	-	B	1.09mm+0.05/-0.05[.043+.002/-.002]		0.5mm2
-	-	C	0.99mm+0.05/-0.05[.039+.002/-.002]		0.3mm2
-	-	D			-
-	-	CRIMP	SIZE	TYPE	RANGE
SEAL P/N	-				
1572988	7157-3791-60	WIRE	1.78mm [.070]	F	0.30-0.85mm2
-	-	INSUL	3.56mm [.140]	O	Ø2.997 MAX 5
WIRE STRIP LENGTH	TERM APPL SPEC	FEED	APPLICATOR INSTRUCTIONS		SET UP GAGE
4.623-5.004	NONE	13.157	408-8040		458637-1

LOC	DIST
A	66

REVISIONS

P	LTR	DESCRIPTION	DATE	DWN	APVD
	A	RELEASED	19MAR2008	RK	TE

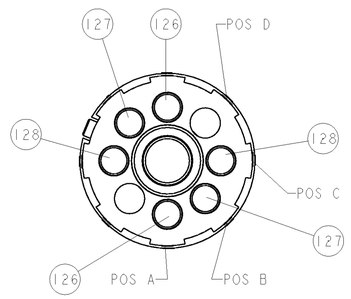

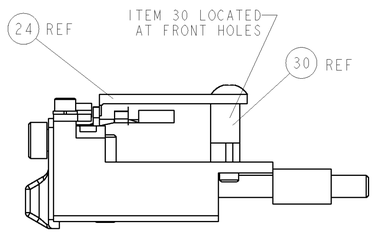

FEED TRACK POSITION GUIDE BY INS. BARREL

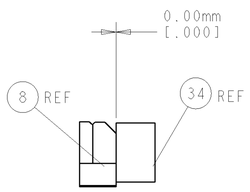

TERMINAL SUPPORT LOCATION

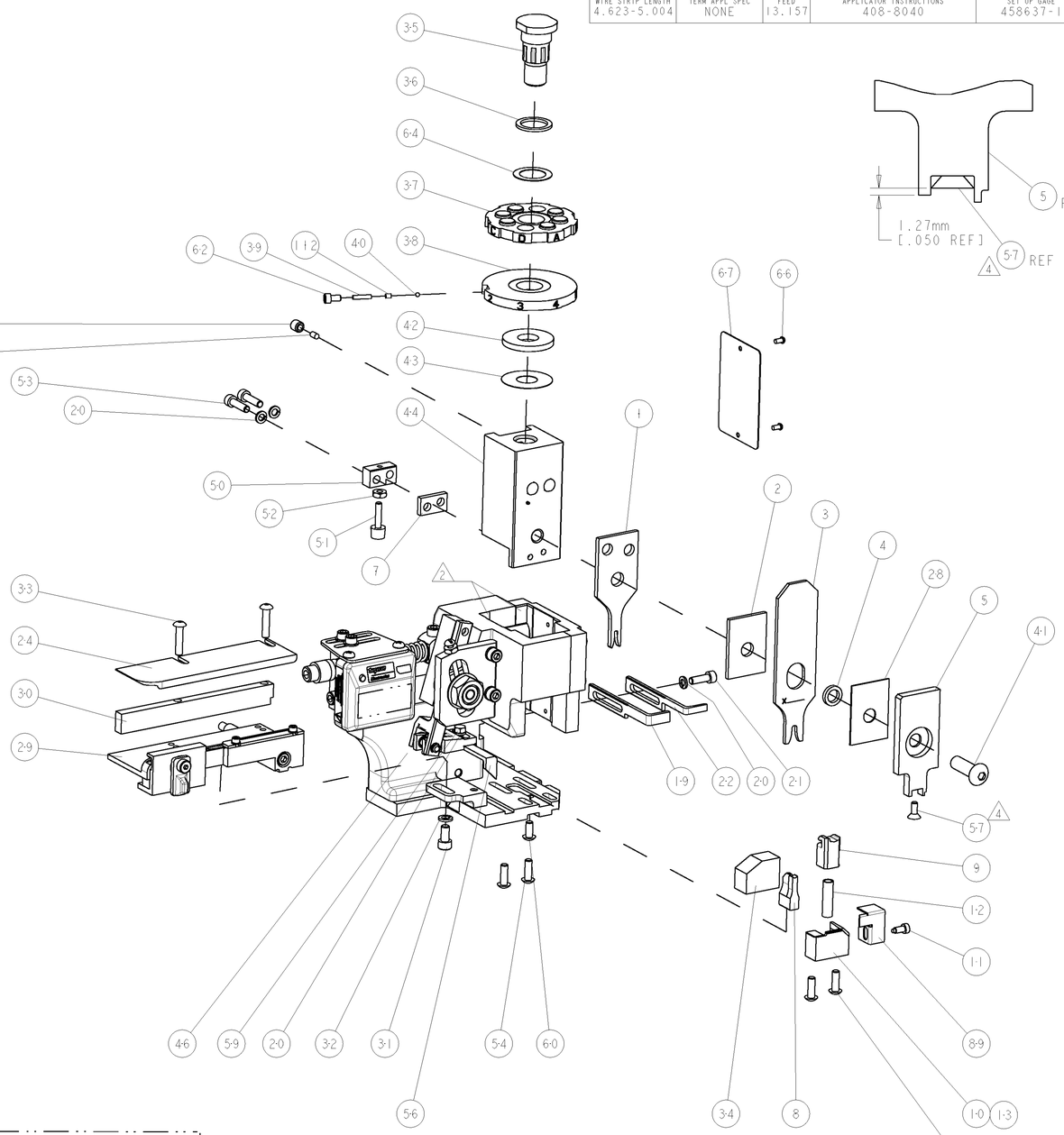

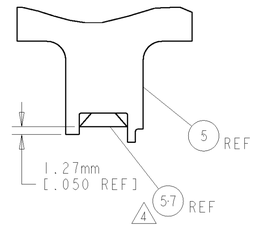

	-	2	2	2	2	-	354779-7	PIN, WIRE DISC, .3025	128
	-	2	2	2	2	-	9-354778-8	PIN, WIRE DISC, .2985	127
	-	2	2	2	2	-	8-354778-5	PIN, WIRE DISC, .2920	126
3	-	-	-	REF	-	..	455749-1	GUARD WINDOW	116
3	-	-	REF	-	-	..	679532-1	INSERT, GUARD	115
	-	1	1	1	1	-	690603-1	SPRING ASSIST AMP-O-MATOR APPLICATOR	112
	-	1	1	1	1	-	1-21002-7	SCR, BTN SKT HD CAP 6-32 X .375	91
	-	1	1	1	1	-	318563-1	GUARD, FRONT CHIP	89
	-	1	1	1	1	-	4088040	SF APPL INST 408-8040	72
	-	1	1	1	1	-	217238-1	GENERAL INSTRUCTION PKG	71
	-	1	1	1	1	-	461264-1	PLATE, IDENTIFICATION	67
	-	2	2	2	2	-	21017-2	SCREW, DRIVE	66
	-	1	1	1	1	-	986950-1	WASHER, FLAT PRECISION	64
	-	1	1	1	1	-	21009-2	SCR, SET, SELF LOCKING 1/4-20 X .250	63
	-	1	1	1	1	-	23030-1	SCR, SKT HD CAP 6-32 x .25	62
	-	1	1	1	1	-	22733-8	SCR, BHSC, SELF-LOCKING, 8-32 X .375	60
	-	1	1	1	1	-	2-22603-0	SCR, HEX HD CAP 8-32 X .312	59
4	-	1	1	1	1	-	1-21003-9	SCR, FLT SKT HD CAP 6-32 X .375	57
	-	1	1	1	1	-	458537-2	PAWL, FEED	56
	-	4	4	4	4	-	2-21002-2	SCR, BTN SKT HD CAP 8-32 X .500	54
	-	2	2	2	2	-	2-21000-8	SCR, SKT HD CAP 8-32 X .625	53
	-	1	1	1	1	-	21018-5	NUT, HEX, REG 6-32	52
	-	1	1	1	1	-	811242-2	BUMPER, HOLD DOWN	51
	-	1	1	1	1	-	690753-1	SPACER, TONKER	50
	-	-	1	-	-	..	690602-6	CAM, PRE FEED, 1 5/8	49
	-	-	-	1	-	..	690602-5	CAM, PRE FEED, 1 1/8	48
	-	1	-	-	1	-	690501-4	CAM, POST FEED, 1 5/8	47
	-	1	1	1	1	-	459456-1	APPL. BASIC SUB ASSY (SIDE WISE MQCA)	46
	-	1	1	1	1	-	690191-1	PLUG,NYLON	45
	-	1	1	1	1	-	455673-1	RAM, SIDE FEED	44
	-	1	1	1	1	-	690125-1	SHIM SUB-ASSY	43
	-	1	1	1	1	-	690124-4	WASHER, RAM (.135)	42
	-	1	1	1	1	-	7-21002-9	SCR, BTN SKT HD CAP 5/16-24 X 1.00	41
	-	1	1	1	1	-	23241-6	BALL, STEEL	40
	-	1	1	1	1	-	690170-1	SPRING, COMPRESSION	39
	-	1	1	1	1	-	1-690142-1	DISC, INSULATION	38
	-	1	1	1	1	-	354777-1	WIRE DISC, ASSEMBLY	37
	-	1	1	1	1	-	22480-5	SPRING, COMPRESSION	36
	-	1	1	1	1	-	690212-1	POST, RAM	35
	-	1	1	1	1	-	690786-3	TERMINAL SUPPORT	34
	-	2	2	2	2	-	2-21002-4	SCR, BTN SKT HD CAP 8-32 X .750	33
	-	1	1	1	1	-	21024-5	WASHER, SPRG LOCK, REG NO 10	32
	-	1	1	1	1	-	3-21000-4	SCR, SKT HD CAP 10-32 X .375	31
	-	1	1	1	1	-	1320908-1	SPACER, STRIP GUIDE	30
	-	1	1	1	1	-	1633091-1	ASSEMBLY, STRIP GUIDE	29
	-	1	1	1	1	-	455888-6	SPACER, CRIMPER	28
	-	1	1	1	1	-	1320928-1	PLATE, STRIP GUIDE	24
	-	1	-	-	1	-	690472-2	STRIPPER	22
	-	1	1	1	1	-	2-21000-7	SCR, SKT HD CAP 8-32 X .500	21
	-	4	4	4	4	-	21024-4	WASHER, SPRG LOCK, REG NO 8	20
	-	-	1	1	-	-	690472-1	STRIPPER	19
1	-	1	-	-	-	-	679625-2	SHEAR HOLDER, FRONT (NO CUT)	13
	-	1	1	1	1	-	3-22280-3	SPRING, COMPRESSION	12
	-	1	1	1	1	-	690461-2	STOP, SHEAR	11
1	-	-	1	1	1	-	1-690459-0	SHEAR HOLDER, FRONT	10
1	-	1	1	1	1	-	318707-1	FLOATING SHEAR, FRONT	9
1	1	1	1	1	1	-	3-1633108-3	ANVIL, COMBINATION .070	8
	-	1	1	1	1	-	240641-5	SPACER	7
	-	-	-	-	-	..	-	-	6
	-	1	1	1	1	-	318701-1	DEPRESSOR, SHEAR	5
	-	1	1	1	1	-	1-238011-0	BLOCK, CRIMPER SPACER	4
1	1	1	1	1	1	-	5-683454-0	CRIMPER, INSULATION O	3
	-	1	1	1	1	-	2-455888-2	SPACER, CRIMPER	2
1	1	1	1	1	1	-	3-456404-5	CRIMPER, WIRE PREMIUM	1
	-77	-6	-3	-2	-1	U/M	PART NO	DESCRIPTION	ITEM NO

POST-FEED 1 5/8 STROKE

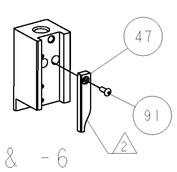

-1 & -6

PRE-FEED 1 1/8 STROKE

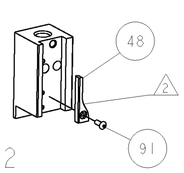

-2

PRE-FEED 1 5/8 STROKE

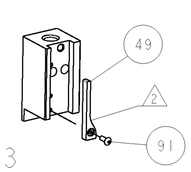

-3

THIS DRAWING IS CONTROLLED DOCUMENT FOR TYCO ELECTRONICS CORPORATION. IT IS SUBJECT TO CHANGE WITHOUT NOTICE. ANY INTERNAL ORGANIZATION SHOULD BE CONTACTED FOR THE LATEST REVISION.

DWN R KNEPPER	08MAR2008	Tyco Electronics — Tyco Electronics, Harrisburg, PA 17105-3608
CHK T ELBIN	19MAR2008	
APVD N DEMING	08MAR2008	NAME: SIDE FEED HDM APPLICATOR
PRODUCT SPEC	-	-
APPLICATION SPEC	-	-
WEIGHT	-	

DIMENSIONS: INCHES

TOLERANCES UNLESS OTHERWISE SPECIFIED:
0 PLC ±-
1 PLC ±0.1
2 PLC ±0.01
3 PLC ±0.001
4 PLC ±0.0001
ANGLES ±-

MATERIAL - -
FINISH - -

SIZE	CAGE CODE	DRAWING NO	RESTRICTED TO
A1	00779	C-1852657	-

CUSTOMER DRAWING | SCALE 3:5 | SHEET 1 OF 1 | REV A

CUSTOMER VIEWABLE ASSEMBLY

AMP 4805 REV 31MAR2000

Pro/ENGINEER DRAWING

Mouser Electronics

Authorized Distributor

Click to View Pricing, Inventory, Delivery & Lifecycle Information:

TE Connectivity:

1852657-3