


RF/Microwave MLC's

SQ Series Ultra Low ESR MLC



FEATURES:

- Low ESR
- High Q
- High Self Resonance
- Capacitance Range 0.1 pF to 5100 pF
- 175°C Capability SQCB (Standard voltages only)

APPLICATIONS:

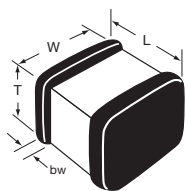
- RF Power Amplifiers
- Low Noise Amplifiers
- Filter Networks
- MRI Systems

HOW TO ORDER

| | | | | | | | | |
|-----------------------------------|---|--|--|---|--|---|---|--|
| <p>SQ</p> <p>AVX Style</p> | <p>CA</p> <p>Case Size CA = 0505 CB = 1111</p> <p>See mechanical dimensions below</p> | <p>7</p> <p>Voltage Code</p> <p>5 = 50V 1 = 100V E = 150V 2 = 200V V = 250V 9 = 300V 7 = 500V C = 600V A = 1000V S = 1500V</p> | <p>M</p> <p>Temperature Coefficient Code</p> <p>M = +90±20ppm/°C A = 0±30ppm/°C C = 15% ("J" Termination only)</p> | <p>100</p> <p>Capacitance</p> <p>EIA Capacitance Code in pF. First two digits = significant figures or "R" for decimal place. Third digit = number of zeros or after "R" significant figures.</p> | <p>J</p> <p>Capacitance Tolerance Code</p> <p>B = ±.1 pF C = ±.25 pF D = ±.5 pF F = ±1% G = ±2% J = ±5% K = ±10% M = ±20% N = ±30%</p> | <p>A</p> <p>Failure Rate Code</p> <p>A = Not Applicable</p> | <p>T</p> <p>Termination Style Code</p> <p>**T = 100% Tin J = Nickel Barrier Sn/Pb (60/40) **7 = Ag/Ni/Au H = Cu/Sn (Non-Magnetic)</p> | <p>1A</p> <p>Packaging Code</p> <p>1A = 7" Reel Unmarked 6A = Waffle Pack Unmarked ME = 7" Reel Marked WE = Waffle Pack Marked</p> <p>* Vertical T&R available</p> |
|-----------------------------------|---|--|--|---|--|---|---|--|

****RoHS compliant**

MECHANICAL DIMENSIONS: inches (millimeters)



| Case | Length (L) | Width (W) | Thickness (T) | Band Width (bw) |
|-------|--|--------------------------|--------------------------|--|
| SQCA* | .055 + .015 - .010 (1.40 + .381 - .254) | .055±.015 (1.40±.381) | .020/.057 (.508/1.45) | .010 + .010 - .005 (.254 + .254 - .127) |
| SQCB* | .110 + .020 - .010 (2.79 + .508 - .254) | .110±.010 (2.79±.254) | .030/.102 (.762/2.59) | .015±.010 (.381±.254) |

TAPE & REEL: All tape and reel specifications are in compliance with EIA RS481 (equivalent to IEC 286 part 3).

- 8mm carrier
- 7" reel: SQCA/SQCB = 1000 pcs

WAFFLE PACK

SQCA 100 pcs
SQCB 100 pcs

Not RoHS Compliant



LEAD-FREE
LEAD-FREE COMPATIBLE
COMPONENT

RoHS
COMPLIANT

For RoHS compliant products,
please select correct termination style.

ELECTRICAL SPECIFICATIONS

| Dielectric | | M & A | C |
|---------------------------------------|-------------------------|--|---|
| Temperature Coefficient (TCC) | | (M) $+90 \pm 20$ PPM/°C (-55°C to +125°C) (M) $+90 \pm 30$ PPM/°C (+125°C to +175°C)* (A) 0 ± 30 PPM/°C | $\pm 15\%$ (-55°C to 125°C) |
| Capacitance Range | | (M) 0.1 pF to 1000 pF (A) 0.1 pF to 5100 pF | 0.001 μ F to 0.1 μ F |
| Operating Temperature | | A Case: -55°C to +125°C* B Case (M Dielectric): 0.1 pF to 330 pF: from -55°C to +175°C 360 pF to 5100 pF: from -55°C to +125°C B Case (A Dielectric): 0.1 pF to 200 pF: from -55°C to +175°C 220 pF to 5100 pF: from -55°C to +125°C | -55°C to +125°C |
| Quality Factor (Q) | M Dielectric A & B Case | Greater than 10,000 at 1 MHz | 2.5% @ 1kHz |
| | A Dielectric B Case | Greater than 10,000 at 1 MHz Greater than 2,000 at 1 MHz Greater than 2,000 at 1 KHz | 0.1 - 200 pF 220 - 1000 pF 1100 - 5100 pF |
| | A Dielectric A Case | Greater than 10,000 at 1 MHz Greater than 2,000 at 1 MHz | 0.1 - 100 pF 110 - 1000 pF |
| Insulation Resistance (IR) | | 0.2 pF to 470 pF 10 ⁶ Megohms min. @ 25°C at rated WVDC 10 ⁵ Megohms min. @ 125°C at rated WVDC 510 pF to 5100 pF 10 ⁵ Megohms min. @ 25°C at rated WVDC 10 ⁴ Megohms min. @ 125°C at rated WVDC | 10 ⁴ Megohms min. @ 25°C at rated WVDC 10 ³ Megohms min. @ 125°C at rated WVDC |
| Working Voltage (WVDC) | | See Capacitance Values table | See Capacitance Values table |
| Dielectric Withstanding Voltage (DWW) | | WVDC 500V or less: 250% of rated WVDC for 5 seconds WVDC 1250V or less: 150% of rated WVDC for 5 seconds WVDC > 1250V: 120% of rated WVDC for 5 seconds | 250% of rated WVDC for 5 secs |
| Aging Effects | | None | <3% per decade hour |
| Piezoelectric Effects | | None | None |
| Capacitance Drift | | \pm (0.02% or 0.02 pF), whichever is greater | Not Applicable |

* 175 SQCB only

ENVIRONMENTAL CHARACTERISTICS

AVX SQ will meet and exceed the requirements of EIA-198, MIL-PRF-55681 and MIL-PRF-123

| | |
|---------------------------|---|
| Thermal Shock | Mil-STD-202, Method 107, Condition A |
| Moisture Resistance | Mil-STD-202, Method 106 |
| Low Voltage Humidity | Mil-STD-202, Method 103, condition A, with 1.5 VDC applied while subjected to an environment of 85°C with 85% relative humidity for 240 hours |
| Life Test | Mil-STD-202, Method 108, for 2000 hours at 125°C |
| Shock | Mil-STD-202, Method 213, Condition J |
| Vibration | Mil-STD-202, Method 204, Condition B |
| Immersion | Mil-STD-202, Method 104, Condition B |
| Salt Spray | Mil-STD-202, Method 101, Condition B |
| Solderability | Mil-STD-202, Method 208 |
| Terminal Strength | Mil-STD-202, Method 211 |
| Temperature Cycling | Mil-STD-202, Method 102, Condition C |
| Barometric Pressure | Mil-STD-202, Method 105, Condition B |
| Resistance to Solder Heat | Mil-STD-202, Method 210, Condition C |

Case Size A

TABLE I: TC: M (+90±20PPM/°C)

| Cap. pF | Cap. Tol. | WVDC* | | Cap. pF | Cap. Tol. | WVDC* | | Cap. pF | Cap. Tol. | WVDC* | | Cap. pF | Cap. Tol. | WVDC* | |
|---------|-----------|-------|-----|---------|-----------|-------|-----|---------|------------|-------|-----|---------|------------|-------|-----|
| | | STD | HV | | | STD | HV | | | STD | HV | | | STD | HV |
| 0.1 | B | 150 | 250 | 1.7 | B, C, D | 150 | 250 | 6.2 | B, C, D | 150 | 250 | 27 | F, G, J, K | 150 | 250 |
| 0.2 | B | 150 | 250 | 1.8 | B, C, D | 150 | 250 | 6.8 | B, C, J, K | 150 | 250 | 30 | F, G, J, K | 150 | 250 |
| 0.3 | B,C | 150 | 250 | 1.9 | B, C, D | 150 | 250 | 7.5 | B, C, J, K | 150 | 250 | 33 | F, G, J, K | 150 | 250 |
| 0.4 | B,C | 150 | 250 | 2.0 | B, C, D | 150 | 250 | 8.2 | B, C, J, K | 150 | 250 | 36 | F, G, J, K | 150 | 250 |
| 0.5 | B, C, D | 150 | 250 | 2.2 | B, C, D | 150 | 250 | 9.1 | B, C, J, K | 150 | 250 | 39 | F, G, J, K | 150 | 250 |
| 0.6 | B, C, D | 150 | 250 | 2.4 | B, C, D | 150 | 250 | 10 | F, G, J, K | 150 | 250 | 43 | F, G, J, K | 150 | 250 |
| 0.7 | B, C, D | 150 | 250 | 2.7 | B, C, D | 150 | 250 | 11 | F, G, J, K | 150 | 250 | 47 | F, G, J, K | 150 | 250 |
| 0.8 | B, C, D | 150 | 250 | 3.0 | B, C, D | 150 | 250 | 12 | F, G, J, K | 150 | 250 | 51 | F, G, J, K | 150 | 250 |
| 0.9 | B, C, D | 150 | 250 | 3.3 | B, C, D | 150 | 250 | 13 | F, G, J, K | 150 | 250 | 56 | F, G, J, K | 150 | 250 |
| 1.0 | B, C, D | 150 | 250 | 3.6 | B, C, D | 150 | 250 | 15 | F, G, J, K | 150 | 250 | 62 | F, G, J, K | 150 | 200 |
| 1.1 | B, C, D | 150 | 250 | 3.9 | B, C, D | 150 | 250 | 16 | F, G, J, K | 150 | 250 | 68 | F, G, J, K | 150 | 200 |
| 1.2 | B, C, D | 150 | 250 | 4.3 | B, C, D | 150 | 250 | 18 | F, G, J, K | 150 | 250 | 75 | F, G, J, K | 150 | 200 |
| 1.3 | B, C, D | 150 | 250 | 4.7 | B, C, D | 150 | 250 | 20 | F, G, J, K | 150 | 250 | 82 | F, G, J, K | 150 | 200 |
| 1.4 | B, C, D | 150 | 250 | 5.1 | B, C, D | 150 | 250 | 22 | F, G, J, K | 150 | 250 | 91 | F, G, J, K | 150 | 200 |
| 1.5 | B, C, D | 150 | 250 | 5.6 | B, C, D | 150 | 250 | 24 | F, G, J, K | 150 | 250 | 100 | F, G, J, K | 150 | 200 |
| 1.6 | B, C, D | 150 | 250 | | | | | | | | | | | | |

TABLE II: TC: A (0±30PPM/°C)

| Cap. pF | Cap. Tol. | WVDC* | | Cap. pF | Cap. Tol. | WVDC* | | Cap. pF | Cap. Tol. | WVDC* | | Cap. pF | Cap. Tol. | WVDC* | |
|---------|-----------|-------|-----|---------|------------|-------|-----|---------|------------|-------|-----|---------|------------|-------|----|
| | | STD | HV | | | STD | HV | | | STD | HV | | | STD | HV |
| 0.1 | B | 150 | 250 | 2.7 | B, C, D | 150 | 250 | 20 | F, G, J, K | 150 | 250 | 150 | F, G, J, K | 150 | — |
| 0.2 | B | 150 | 250 | 3.0 | B, C, D | 150 | 250 | 22 | F, G, J, K | 150 | 250 | 160 | F, G, J, K | 150 | — |
| 0.3 | B,C | 150 | 250 | 3.3 | B, C, D | 150 | 250 | 24 | F, G, J, K | 150 | 250 | 180 | F, G, J, K | 150 | — |
| 0.4 | B,C | 150 | 250 | 3.6 | B, C, D | 150 | 250 | 27 | F, G, J, K | 150 | 250 | 200 | F, G, J, K | 150 | — |
| 0.5 | B, C, D | 150 | 250 | 3.9 | B, C, D | 150 | 250 | 30 | F, G, J, K | 150 | 250 | 220 | F, G, J, K | 150 | — |
| 0.6 | B, C, D | 150 | 250 | 4.3 | B, C, D | 150 | 250 | 33 | F, G, J, K | 150 | 250 | 240 | F, G, J, K | 150 | — |
| 0.7 | B, C, D | 150 | 250 | 4.7 | B, C, D | 150 | 250 | 36 | F, G, J, K | 150 | 250 | 270 | F, G, J, K | 150 | — |
| 0.8 | B, C, D | 150 | 250 | 5.1 | B, C, D | 150 | 250 | 39 | F, G, J, K | 150 | 250 | 300 | F, G, J, K | 150 | — |
| 0.9 | B, C, D | 150 | 250 | 5.6 | B, C, D | 150 | 250 | 43 | F, G, J, K | 150 | 250 | 330 | F, G, J, K | 150 | — |
| 1.0 | B, C, D | 150 | 250 | 6.2 | B, C, D | 150 | 250 | 47 | F, G, J, K | 150 | 250 | 360 | F, G, J, K | 150 | — |
| 1.1 | B, C, D | 150 | 250 | 6.8 | B, C, J, K | 150 | 250 | 51 | F, G, J, K | 150 | 250 | 390 | F, G, J, K | 150 | — |
| 1.2 | B, C, D | 150 | 250 | 7.5 | B, C, J, K | 150 | 250 | 56 | F, G, J, K | 150 | 250 | 430 | F, G, J, K | 150 | — |
| 1.3 | B, C, D | 150 | 250 | 8.2 | B, C, J, K | 150 | 250 | 62 | F, G, J, K | 150 | 200 | 470 | F, G, J, K | 150 | — |
| 1.4 | B, C, D | 150 | 250 | 9.1 | B, C, J, K | 150 | 250 | 68 | F, G, J, K | 150 | 200 | 510 | F, G, J, K | 150 | — |
| 1.5 | B, C, D | 150 | 250 | 10 | F, G, J, K | 150 | 250 | 75 | F, G, J, K | 150 | 200 | 560 | F, G, J, K | 150 | — |
| 1.6 | B, C, D | 150 | 250 | 11 | F, G, J, K | 150 | 250 | 82 | F, G, J, K | 150 | 200 | 620 | F, G, J, K | 150 | — |
| 1.7 | B, C, D | 150 | 250 | 12 | F, G, J, K | 150 | 250 | 91 | F, G, J, K | 150 | 200 | 680 | F, G, J, K | 50 | — |
| 1.8 | B, C, D | 150 | 250 | 13 | F, G, J, K | 150 | 250 | 100 | F, G, J, K | 150 | — | 750 | F, G, J, K | 50 | — |
| 1.9 | B, C, D | 150 | 250 | 15 | F, G, J, K | 150 | 250 | 110 | F, G, J, K | 150 | — | 820 | F, G, J, K | 50 | — |
| 2.0 | B, C, D | 150 | 250 | 16 | F, G, J, K | 150 | 250 | 120 | F, G, J, K | 150 | — | 910 | F, G, J, K | 50 | — |
| 2.2 | B, C, D | 150 | 250 | 18 | F, G, J, K | 150 | 250 | 130 | F, G, J, K | 150 | — | 1000 | F, G, J, K | 50 | — |
| 2.4 | B, C, D | 150 | 250 | | | | | | | | | | | | |

TABLE III: TC: C (±15%)

| Cap. pF | Cap. Tol. | WVDC STD | Cap. pF | Cap. Tol. | WVDC STD | Cap. pF | Cap. Tol. | WVDC STD |
|---------|-----------|----------|---------|-----------|----------|---------|-----------|----------|
| 1000 | K, M, N | 50 | 2200 | K, M, N | 50 | 5100 | K, M, N | 50 |
| 1200 | K, M, N | 50 | 2700 | K, M, N | 50 | 5600 | K, M, N | 50 |
| 1500 | K, M, N | 50 | 3300 | K, M, N | 50 | 6800 | K, M, N | 50 |
| 1800 | K, M, N | 50 | 3900 | K, M, N | 50 | 8200 | K, M, N | 50 |
| 2000 | K, M, N | 50 | 4700 | K, M, N | 50 | 10000 | K, M, N | 50 |

*STD = Standard voltage rating; HV = High voltage rating

Case Size B

TABLE IV: TC: M (+90±20PPM/°C)

| Cap. pF | Cap. Tol. | WVDC* | | Cap. pF | Cap. Tol. | WVDC* | | Cap. pF | Cap. Tol. | WVDC* | | Cap. pF | Cap. Tol. | WVDC* | |
|---------|-----------|-------|------|---------|------------|-------|------|---------|------------|-------|------|---------|------------|-------|------|
| | | STD | HV | | | STD | HV | | | STD | HV | | | STD | HV |
| 0.1 | B | 500 | 1500 | 2.7 | B, C, D | 500 | 1500 | 20 | F, G, J, K | 500 | 1500 | 150 | F, G, J, K | 300 | 1000 |
| 0.2 | B | 500 | 1500 | 3.0 | B, C, D | 500 | 1500 | 22 | F, G, J, K | 500 | 1500 | 160 | F, G, J, K | 300 | 1000 |
| 0.3 | B,C | 500 | 1500 | 3.3 | B, C, D | 500 | 1500 | 24 | F, G, J, K | 500 | 1500 | 180 | F, G, J, K | 300 | 1000 |
| 0.4 | B,C | 500 | 1500 | 3.6 | B, C, D | 500 | 1500 | 27 | F, G, J, K | 500 | 1500 | 200 | F, G, J, K | 300 | 1000 |
| 0.5 | B, C, D | 500 | 1500 | 3.9 | B, C, D | 500 | 1500 | 30 | F, G, J, K | 500 | 1500 | 220 | F, G, J, K | 200 | 1000 |
| 0.6 | B, C, D | 500 | 1500 | 4.3 | B, C, D | 500 | 1500 | 33 | F, G, J, K | 500 | 1500 | 240 | F, G, J, K | 200 | 600 |
| 0.7 | B, C, D | 500 | 1500 | 4.7 | B, C, D | 500 | 1500 | 36 | F, G, J, K | 500 | 1500 | 270 | F, G, J, K | 200 | 600 |
| 0.8 | B, C, D | 500 | 1500 | 5.1 | B, C, D | 500 | 1500 | 39 | F, G, J, K | 500 | 1500 | 300 | F, G, J, K | 200 | 600 |
| 0.9 | B, C, D | 500 | 1500 | 5.6 | B, C, D | 500 | 1500 | 43 | F, G, J, K | 500 | 1500 | 330 | F, G, J, K | 200 | 600 |
| 1.0 | B, C, D | 500 | 1500 | 6.2 | B, C, D | 500 | 1500 | 47 | F, G, J, K | 500 | 1500 | 360 | F, G, J, K | 200 | 600 |
| 1.1 | B, C, D | 500 | 1500 | 6.8 | B, C, J, K | 500 | 1500 | 51 | F, G, J, K | 500 | 1500 | 390 | F, G, J, K | 200 | 600 |
| 1.2 | B, C, D | 500 | 1500 | 7.5 | B, C, J, K | 500 | 1500 | 56 | F, G, J, K | 500 | 1500 | 430 | F, G, J, K | 200 | 600 |
| 1.3 | B, C, D | 500 | 1500 | 8.2 | B, C, J, K | 500 | 1500 | 62 | F, G, J, K | 500 | 1500 | 470 | F, G, J, K | 200 | 600 |
| 1.4 | B, C, D | 500 | 1500 | 9.1 | B, C, J, K | 500 | 1500 | 68 | F, G, J, K | 500 | 1500 | 510 | F, G, J, K | 100 | 300 |
| 1.5 | B, C, D | 500 | 1500 | 10 | F, G, J, K | 500 | 1500 | 75 | F, G, J, K | 500 | 1500 | 560 | F, G, J, K | 100 | 300 |
| 1.6 | B, C, D | 500 | 1500 | 11 | F, G, J, K | 500 | 1500 | 82 | F, G, J, K | 500 | 1500 | 620 | F, G, J, K | 100 | 300 |
| 1.7 | B, C, D | 500 | 1500 | 12 | F, G, J, K | 500 | 1500 | 91 | F, G, J, K | 500 | 1500 | 680 | F, G, J, K | 50 | 300 |
| 1.8 | B, C, D | 500 | 1500 | 13 | F, G, J, K | 500 | 1500 | 100 | F, G, J, K | 500 | 1500 | 750 | F, G, J, K | 50 | 300 |
| 1.9 | B, C, D | 500 | 1500 | 15 | F, G, J, K | 500 | 1500 | 110 | F, G, J, K | 300 | 1500 | 820 | F, G, J, K | 50 | 300 |
| 2.0 | B, C, D | 500 | 1500 | 16 | F, G, J, K | 500 | 1500 | 120 | F, G, J, K | 300 | 1000 | 910 | F, G, J, K | 50 | 300 |
| 2.2 | B, C, D | 500 | 1500 | 18 | F, G, J, K | 500 | 1500 | 130 | F, G, J, K | 300 | 1000 | 1000 | F, G, J, K | 50 | 300 |
| 2.4 | B, C, D | 500 | 1500 | | | | | | | | | | | | |

TABLE V: TC: A (0±30PPM/°C)

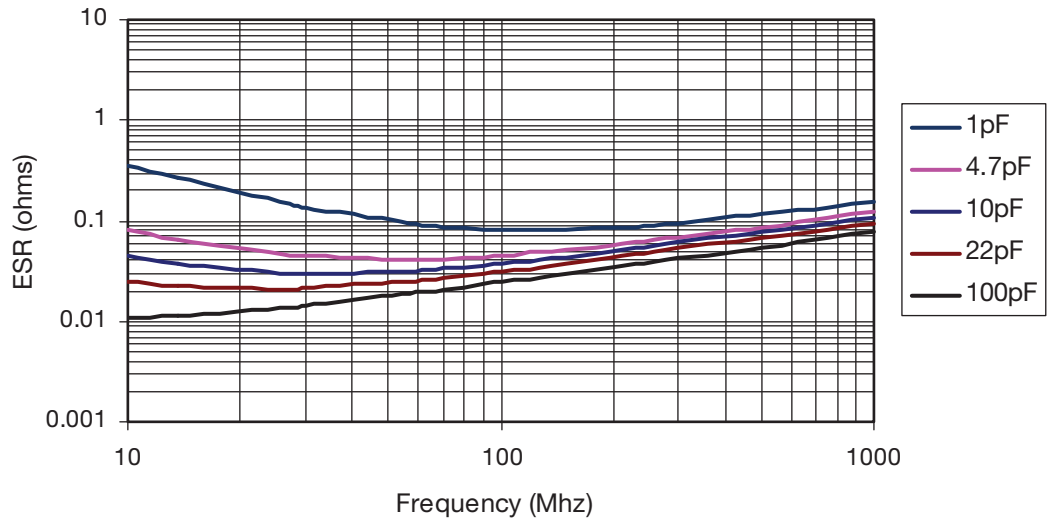
| Cap. pF | Cap. Tol. | WVDC* | | Cap. pF | Cap. Tol. | WVDC* | | Cap. pF | Cap. Tol. | WVDC* | | Cap. pF | Cap. Tol. | WVDC* | |
|---------|-----------|-------|------|---------|------------|-------|------|---------|------------|-------|------|---------|------------|-------|----|
| | | STD | HV | | | STD | HV | | | STD | HV | | | STD | HV |
| 0.1 | B | 500 | 1500 | 3.9 | B, C, D | 500 | 1500 | 47 | F, G, J, K | 500 | 1500 | 560 | F, G, J, K | 100 | — |
| 0.2 | B | 500 | 1500 | 4.3 | B, C, D | 500 | 1500 | 51 | F, G, J, K | 500 | 1000 | 620 | F, G, J, K | 100 | — |
| 0.3 | B,C | 500 | 1500 | 4.7 | B, C, D | 500 | 1500 | 56 | F, G, J, K | 500 | 1000 | 680 | F, G, J, K | 50 | — |
| 0.4 | B,C | 500 | 1500 | 5.1 | B, C, D | 500 | 1500 | 62 | F, G, J, K | 500 | 1000 | 750 | F, G, J, K | 50 | — |
| 0.5 | B, C, D | 500 | 1500 | 5.6 | B, C, D | 500 | 1500 | 68 | F, G, J, K | 500 | 1000 | 820 | F, G, J, K | 50 | — |
| 0.6 | B, C, D | 500 | 1500 | 6.2 | B, C, D | 500 | 1500 | 75 | F, G, J, K | 500 | 1000 | 910 | F, G, J, K | 50 | — |
| 0.7 | B, C, D | 500 | 1500 | 6.8 | B, C, J, K | 500 | 1500 | 82 | F, G, J, K | 500 | 1000 | 1000 | F, G, J, K | 50 | — |
| 0.8 | B, C, D | 500 | 1500 | 7.5 | B, C, J, K | 500 | 1500 | 91 | F, G, J, K | 500 | 1000 | 1100 | F, G, J, K | 50 | — |
| 0.9 | B, C, D | 500 | 1500 | 8.2 | B, C, J, K | 500 | 1500 | 100 | F, G, J, K | 500 | 1000 | 1200 | F, G, J, K | 50 | — |
| 1.0 | B, C, D | 500 | 1500 | 9.1 | B, C, J, K | 500 | 1500 | 110 | F, G, J, K | 300 | 1000 | 1300 | F, G, J, K | 50 | — |
| 1.1 | B, C, D | 500 | 1500 | 10 | F, G, J, K | 500 | 1500 | 120 | F, G, J, K | 300 | 1000 | 1500 | F, G, J, K | 50 | — |
| 1.2 | B, C, D | 500 | 1500 | 11 | F, G, J, K | 500 | 1500 | 130 | F, G, J, K | 300 | 1000 | 1600 | F, G, J, K | 50 | — |
| 1.3 | B, C, D | 500 | 1500 | 12 | F, G, J, K | 500 | 1500 | 150 | F, G, J, K | 300 | 1000 | 1800 | F, G, J, K | 50 | — |
| 1.4 | B, C, D | 500 | 1500 | 13 | F, G, J, K | 500 | 1500 | 160 | F, G, J, K | 300 | 1000 | 2000 | F, G, J, K | 50 | — |
| 1.5 | B, C, D | 500 | 1500 | 15 | F, G, J, K | 500 | 1500 | 180 | F, G, J, K | 300 | 1000 | 2200 | F, G, J, K | 50 | — |
| 1.6 | B, C, D | 500 | 1500 | 16 | F, G, J, K | 500 | 1500 | 200 | F, G, J, K | 300 | 1000 | 2400 | F, G, J, K | 50 | — |
| 1.7 | B, C, D | 500 | 1500 | 18 | F, G, J, K | 500 | 1500 | 220 | F, G, J, K | 200 | — | 2700 | F, G, J, K | 50 | — |
| 1.8 | B, C, D | 500 | 1500 | 20 | F, G, J, K | 500 | 1500 | 240 | F, G, J, K | 200 | — | 3000 | F, G, J, K | 50 | — |
| 1.9 | B, C, D | 500 | 1500 | 22 | F, G, J, K | 500 | 1500 | 270 | F, G, J, K | 200 | — | 3300 | F, G, J, K | 50 | — |
| 2.0 | B, C, D | 500 | 1500 | 24 | F, G, J, K | 500 | 1500 | 300 | F, G, J, K | 200 | — | 3600 | F, G, J, K | 50 | — |
| 2.2 | B, C, D | 500 | 1500 | 27 | F, G, J, K | 500 | 1500 | 330 | F, G, J, K | 200 | — | 3900 | F, G, J, K | 50 | — |
| 2.4 | B, C, D | 500 | 1500 | 30 | F, G, J, K | 500 | 1500 | 360 | F, G, J, K | 200 | — | 4300 | F, G, J, K | 50 | — |
| 2.7 | B, C, D | 500 | 1500 | 33 | F, G, J, K | 500 | 1500 | 390 | F, G, J, K | 200 | — | 4700 | F, G, J, K | 50 | — |
| 3.0 | B, C, D | 500 | 1500 | 36 | F, G, J, K | 500 | 1500 | 430 | F, G, J, K | 200 | — | 5000 | F, G, J, K | 50 | — |
| 3.3 | B, C, D | 500 | 1500 | 39 | F, G, J, K | 500 | 1500 | 470 | F, G, J, K | 200 | — | 5100 | F, G, J, K | 50 | — |
| 3.6 | B, C, D | 500 | 1500 | 43 | F, G, J, K | 500 | 1500 | 510 | F, G, J, K | 100 | — | | | | |

TABLE VI: TC: C (±15%)

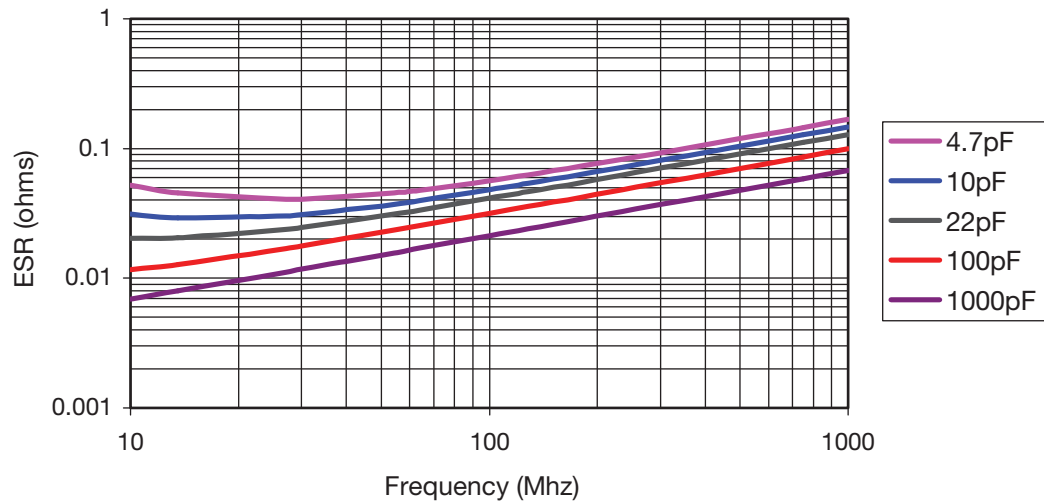
| Cap. pF | Cap. Tol. | WVDC STD | Cap. pF | Cap. Tol. | WVDC STD | Cap. pF | Cap. Tol. | WVDC STD |
|---------|-----------|----------|---------|-----------|----------|---------|-----------|----------|
| 5000 | K, M, N | 50 | 15000 | K, M, N | 50 | 47000 | K, M, N | 50 |
| 6800 | K, M, N | 50 | 18000 | K, M, N | 50 | 68000 | K, M, N | 50 |
| 8200 | K, M, N | 50 | 27000 | K, M, N | 50 | 82000 | K, M, N | 50 |
| 10000 | K, M, N | 50 | 33000 | K, M, N | 50 | 100000 | K, M, N | 50 |
| 12000 | K, M, N | 50 | 39000 | K, M, N | 50 | | | |

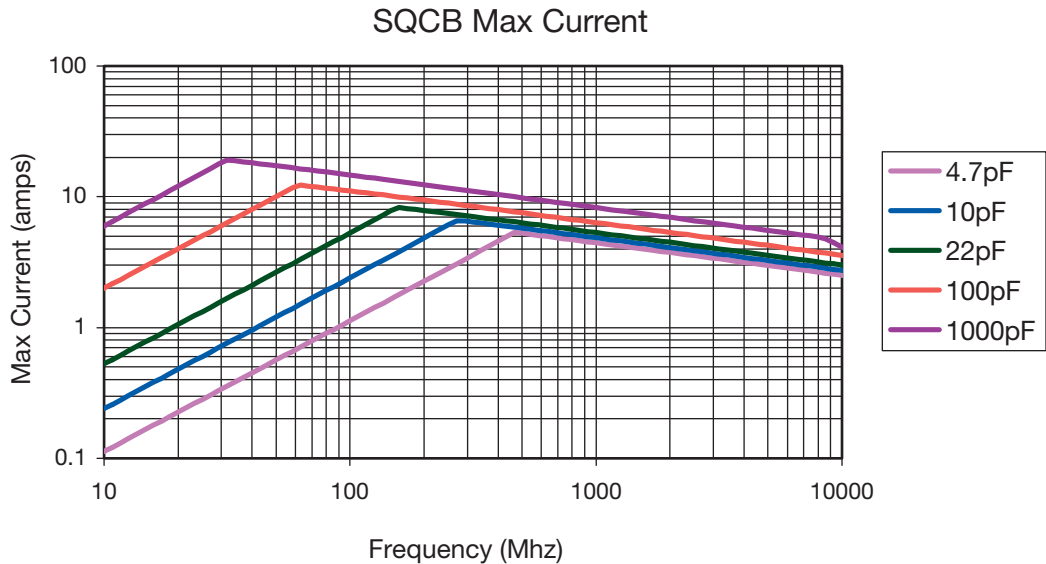
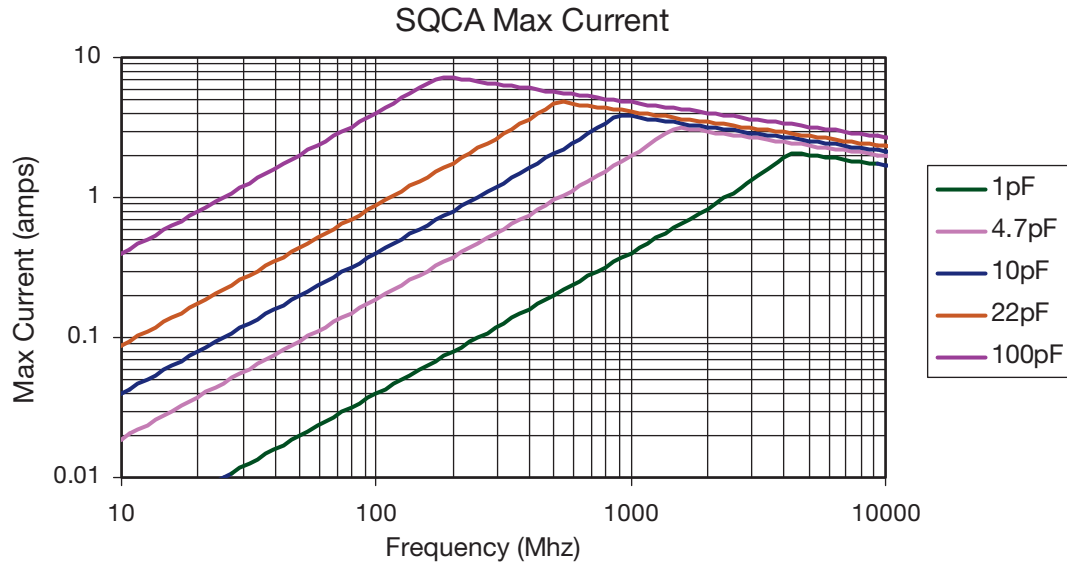
*STD = Standard voltage rating; HV = High voltage rating

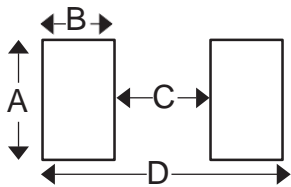
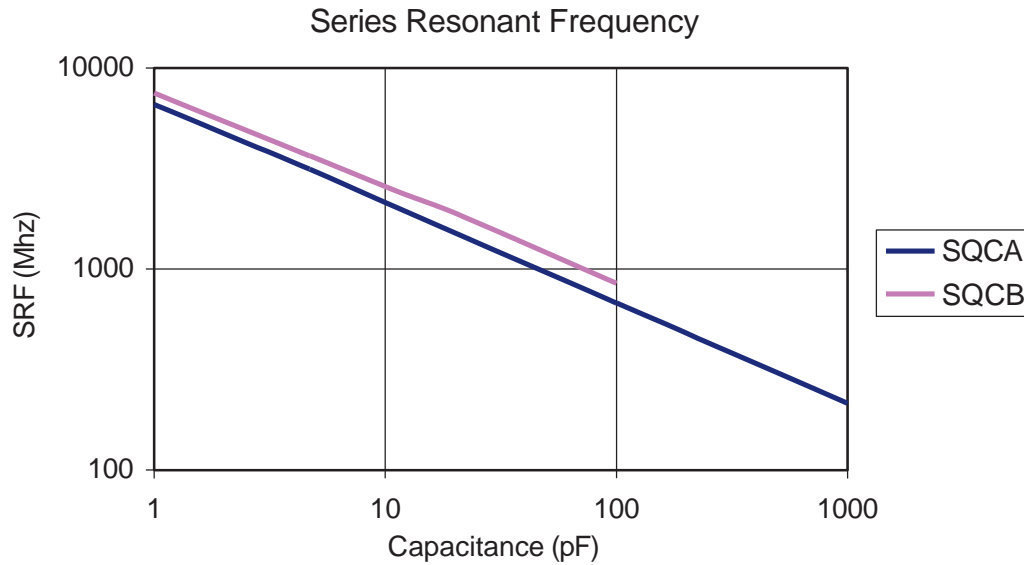
Typical ESR SQCA



Typical ESR SQCB







MOUNTING PAD DIMENSIONS: inches (millimeters)

| Case | Amin | Bmin | Cmin | Dmin |
|------|---------------|---------------|---------------|---------------|
| SQCA | 0.082 (2.083) | 0.051 (1.295) | 0.032 (0.813) | 0.130 (3.302) |
| SQCB | 0.131 (3.327) | 0.051 (1.295) | 0.074 (1.880) | 0.177 (4.496) |
| SQCS | 0.038 (0.965) | 0.043 (1.092) | 0.025 (0.635) | 0.112 (2.845) |
| SQCF | 0.059 (1.499) | 0.051 (1.295) | 0.024 (0.610) | 0.125 (3.175) |

SQCA & SQCB DESIGN KITS

| FN | Series | Diel | Term | Range |
|-------------|--------|------|------------------|-----------------|
| KITSQ100LF | SQCA | P90 | 100% Tin RoHS | .1 to 2pF |
| KITSQ400LF | | C0G | | |
| KITSQ200LF | SQCA | P90 | 100% Tin RoHS | 1 to 10pF |
| KITSQ500LF | | C0G | | |
| KITSQ300LF | SQCA | P90 | 100% Tin RoHS | 10 to 100pF |
| KITSQ600LF | | C0G | | |
| KITSQ700LF | SQCA | C0G | 100% Tin RoHS | 100 to 1000pF |
| KITSQ800LF | SQCB | P90 | 100% Tin RoHS | 1 to 10pF |
| KITSQ1100LF | | C0G | | |
| KITSQ900LF | SQCB | P90 | 100% Tin RoHS | 10 to 100pF |
| KITSQ1200LF | | C0G | | |
| KITSQ1000LF | SQCB | P90 | 100% Tin RoHS | 100 to 1000pF |
| KITSQ1300LF | | C0G | | |
| KITSQ1400LF | SQCB | C0G | 100% Tin RoHS | 1000 to 5100 pF |

Mouser Electronics

Authorized Distributor

Click to View Pricing, Inventory, Delivery & Lifecycle Information:

AVX:

[SQCAEM910JAJME/500](#) [SQCAEA102JAJME/500](#) [SQCA5A102JAJME](#) [SQCAEM0R1BAJME](#) [SQCAEM0R2BAJME](#)
[SQCAEM0R4BAJME](#) [SQCAEM0R5BAJME](#) [SQCAEM0R8BAJME](#) [SQCAEM100FAJME](#) [SQCAEM1R0BAJME](#)
[SQCAEM1R2BAJME](#) [SQCAEM1R5BAJME](#) [SQCAEM1R6BAJME](#) [SQCAEM1R8BAJME](#) [SQCAEM2R2BAJME](#)
[SQCAEM2R4BAJME](#) [SQCAEM2R7BAJME](#) [SQCAEM3R0BAJME](#) [SQCAEM3R9BAJME](#) [SQCAEM470JAJME](#)
[SQCAEM560JAJME](#) [SQCAEM6R8BAJME](#) [SQCB7M100JA1ME](#) [SQCAEM680FAJME](#) [SQCAEM470FAJME](#)
[SQCB5A751FAJME](#) [SQCAEM101GAJME](#) [SQCAEM270FAJME](#) [SQCAEM560FAJME](#) [SQCAEM300FAJME](#)
[SQCB5A182KAJME](#) [SQCB7A1R0BAJME](#) [SQCB7A100GAJME](#) [SQCB7A130GAJME](#) [SQCB7A150GAJME](#)
[SQCB7A180GAJME](#) [SQCB7A240GAJME](#) [SQCB7A270GAJME](#) [SQCB7A360GAJME](#) [SQCB7A390GAJME](#)
[SQCAEM150GAJME](#) [SQCB7M0R5BATWE](#) [SQCB7M1R0BATWE](#) [SQCB7M100JATWE](#) [SQCB7M220JATWE](#)
[SQCB7M6R2BATWE](#) [SQCB7M8R2JATWE](#) [SQCAEM180GAJME](#) [SQCAEM560GAJME](#) [SQCBEA561JAJME](#)
[SQCB2A241FAJME](#) [SQCAEM4R7BAJME](#) [SQCAEM6R2BAJME](#) [SQCAEM240FAJME](#) [SQCAEM820GAJME](#)
[SQCB5A102KAJME](#) [SQCBEA751FAJME](#) [SQCB7M100FATME](#) [SQCA5A121FAJME](#) [SQCA5A121JAJME](#)
[SQCA5A241FAJWE](#) [SQCA5A391GAJWE](#) [SQCA5C103KAJWE](#) [SQCAEA101GAJWE](#) [SQCAEA101JAJWE](#)
[SQCAEA121FAJWE](#) [SQCAEA1R3CAJWE](#) [SQCAEA2R2CAJWE](#) [SQCAEA2R7CAJWE](#) [SQCAEA360JAJWE](#)
[SQCAEA390FAJWE](#) [SQCAEA390GAJWE](#) [SQCAEA390JAJWE](#) [SQCAEA3R0CAJME](#) [SQCAEA5R6CAJWE](#)
[SQCAEA820GAJWE](#) [SQCAEA820JAJME](#) [SQCAEA8R2BAJWE](#) [SQCAEM0R1BAJWE](#) [SQCAEM0R2BAJWE](#)
[SQCAEM0R3BAJME](#) [SQCAEM0R3BAJWE](#) [SQCAEM0R3CAJWE](#) [SQCAEM0R4BAJWE](#) [SQCAEM0R4CAJWE](#)
[SQCAEM0R5BAJWE](#) [SQCAEM0R5CAJWE](#) [SQCAEM0R6BAJME](#) [SQCAEM0R6BAJWE](#) [SQCAEM0R6CAJWE](#)
[SQCAEM0R7BAJME](#) [SQCAEM0R7BAJWE](#) [SQCAEM0R7CAJWE](#) [SQCAEM0R8BAJWE](#) [SQCAEM0R8CAJWE](#)
[SQCAEM0R9BAJME](#) [SQCAEM0R9BAJWE](#) [SQCAEM0R9CAJWE](#) [SQCAEM100FAJWE](#) [SQCAEM100JAJME](#)