

TECHNICAL CHARACTERISTICS

MATERIAL
INSULATOR: LCP
FLAMABILITY RATING: UL94-V0
COLOR: WHITE
CONTACT MATERIAL: COPPER ALLOY
CONTACT TYPE: STAMPED
CONTACT PLATING: SELECTIVE GOLD
QUALITY CLASS: 10000 MATING CYCLES

ENVIRONMENTAL
OPERATING TEMPERATURE: -25 UP TO 85°C
COMPLIANCE: LEAD FREE AND ROHS

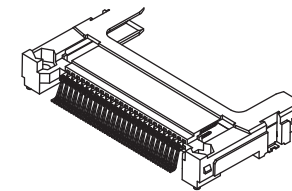
ELECTRICAL
CURRENT RATING: 0.5 A
WORKING VOLTAGE: 100 VAC
INSULATOR RESISTANCE: >1000 MOHM
DIELECTRIC WITHSTANDING VOLTAGE: 500 VAC/MN
CONTACT RESISTANCE: 40 mOHM MAX

STANDARD
▲ CERTIFIED: E323964

SOLDERING
JEDEC LEAD FREE REFLOW SOLDERING

PACKAGING
TAPE & REEL

Pin type	Interface Dim. L	Pin No.
POWER	5.00mm	1,13,38,50
GENERAL	4.25mm	all other pins
DETECT	3.50mm	25,26



RoHS Compliant			
G			
F			
E			
D			
C	24-NOV-15	UL CERTIFICATION	AK
B	12-FEB-17	TKP	GG
A	11-AUG-31	PDF	GG
REV	DATE	FILE	BY

PROJECTION:



APPROVAL: NPr

GENERAL TOLERANCE

.X = +/- 0.2
.XX = +/- 0.15



UNIT: MM

SCALE:

SHEET: 1/3

DRAW: VICKY

DESCRIPTION: Compact Flash Card Connector - Header - Shrouded type
50 pins

WERI PART NO: 693 120 035 011

SIZE

A4

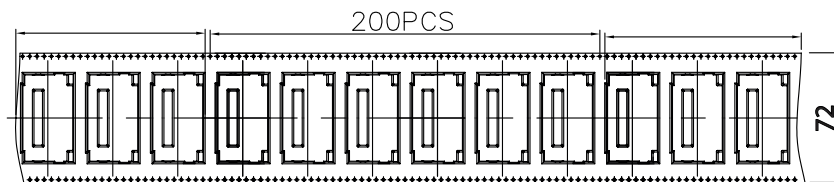
1

2

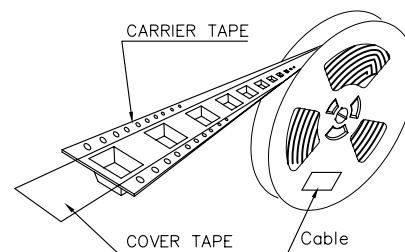
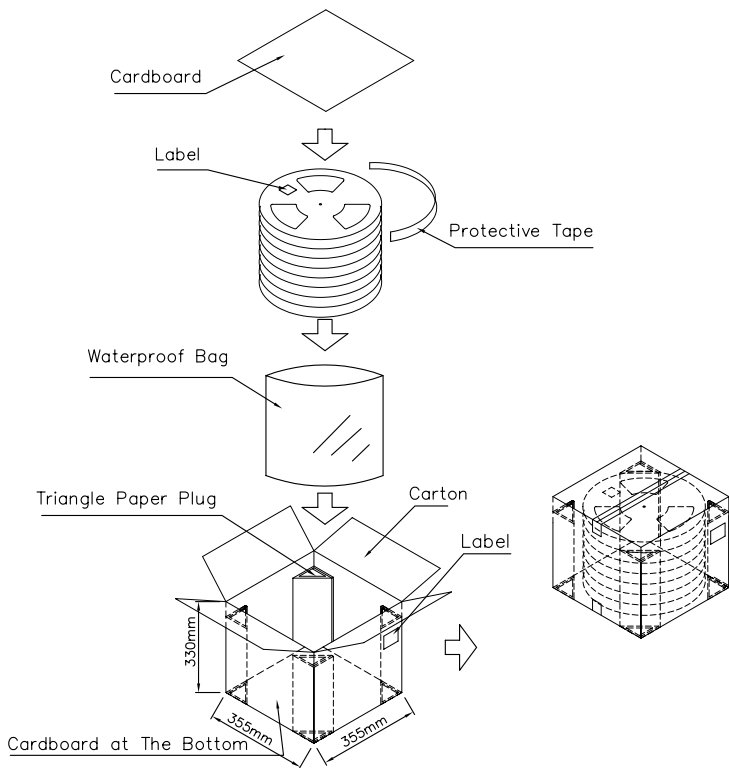
3

4

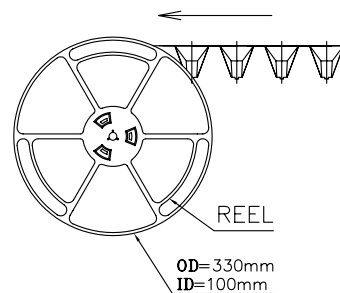
5



- NOTES
1. MATERIALS: PS
 2. 752DF50NCOX001: 200 PCS/REEL,800 PCS/CARTON
 3. SONY SS-00259/RoHS
- All Material in According With The Rohs Environment Related Substances List Controlled.



Tape & Reel Leave 8 Spaces without connector



RoHS Compliant

G			
F			
E			
D			
C			
B			
A			
REV	DATE	FILE	BY

PROJECTION:

GENERAL TOLERANCE

.X = +/- 0.2

.XX = +/- 0.15



APPROVAL: NPr

UNIT: MM

SCALE:

SHEET: 2/3

DRAW: VICKY

DESCRIPTION: Compact Flash Card Connector - Header - Shrouded type
50 pins

WERI PART NO: 693 120 035 011

SIZE
A4

1

2

3

4

5

Cautions and Warnings:

This electronic component is designed and developed with the intention for use in general electronics equipments.

Before incorporating the components into any equipments in the field such as aerospace, aviation, nuclear control, submarine, transportation, (automotive control, train control, ship control), transportation signal, disaster prevention, medical, public information network etc. where higher safety and reliability are especially required or if there is possibility of direct damage or injury to human body, Würth Elektronik must be asked for a written approval.

In addition, even electronic component in general electronic equipments, when used in electrical circuits that require high safety, reliability functions or performance, the sufficient reliability evaluation-check for the safety must be performed before by the user before usage.

A

B

C

RoHS Compliant

G				PROJECTION: 	GENERAL TOLERANCE .X = +/- 0.2 .XX = +/- 0.15		
F							
E							
D							
C				APPROVAL: JC	UNIT: MM	DESCRIPTION: DISCLAIMER	SIZE A4
B					SCALE:		
A	10-SEP-14	PDF	QL		SHEET: 3/3	WERI PART NO: DISCLAIMER	
REV	DATE	FILE	BY		DRAW: QL		

D

Mouser Electronics

Authorized Distributor

Click to View Pricing, Inventory, Delivery & Lifecycle Information:

[Wurth Electronics:](#)

[693120035011](#)