


# Specialty Fuse

## Time-Delay, Non-Rejecting

# GMF, GRF & HLR



Catalog Symbols: GMF, GRF & HLR  
Time-Delay  
Non-Rejection Style Fuse

	GMF	GRF
Amperes	1/8-6 1/4, 10	7-10
Volts AC	300	300

Interrupting Rating: 10,000 Amperes

**Agency Information:**

**GMF and GRF Fuse:**

UL Listed, Std. 248-14, Guide JDYX, File E19180  
CSA Certified, C22.2 No. 248.14, Class 1422-01, File 53787

**HLR Fuseholder:**

UL Recognized, 12A, 300 Vac, Guide IZLT2, File E14853  
CSA Certified, 12A, 300 Vac, Class 6225-01, File 47235  
HLR-2A:

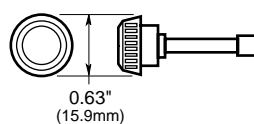
UL Recognized, 15A, 300 Vac, Guide IZLT2, File E14853  
CSA Certified, 15A, 300 Vac, Class 6225-01, File 47235

Electrical Ratings for Type GMF and GRF Fuses and Non-Rejection Style Carriers

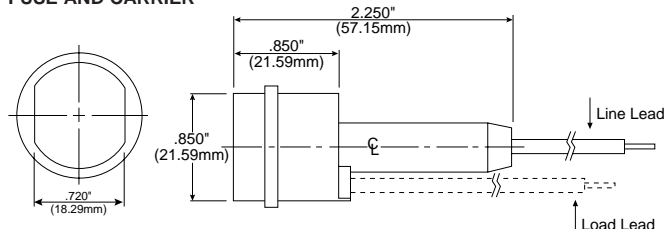
Fuse	Carrier	Fuse	Carrier
GMF-3/10	HLR	GMF-3	HLR
GMF-1/2	HLR	GMF-3 3/10	HLR
GMF-9/10	HLR	GMF-4	HLR
GMF-8/10	HLR	GMF-5	HLR
GMF-1	HLR	GMF-6 1/4	HLR
GMF-1 1/4	HLR	GRF-7	HLR
GMF-1 9/10	HLR	GRF-8	HLR
GMF-2	HLR	GRF-10	HLR
GMF-2 1/2	HLR	GMF-10	HLR
GMF-2 9/10	HLR		

### Dimensional Data

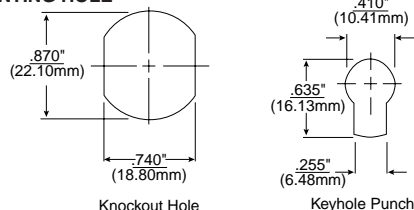
**FUSE**



**FUSE AND CARRIER**



**MOUNTING HOLE**



### General Information:

- HLR carrier comes with 6" of #18 red insulated solid copper wire attached to the line side.
- Customer inserts a #18 insulated solid copper wire into load side receptacle.
- Order part number HLR-2A to obtain 6" of #18 black insulated solid copper wire pre-installed in a load side receptacle.
- Order part number HLR-2L to obtain 6" of #18 black insulated solid copper wire packaged loose (un-installed).
- An alternative to the HLR fuseholder is the A fuseholder. The A fuseholder comes WITHOUT leads. The customer inserts #18 insulated solid copper wire into the line side receptacle as well as into the load side receptacle. It has the same body dimensions, utilizes the same mounting hole, and takes the same mounting clips as the HLR. The A fuseholder is UL Recognized, 10A, 300Vac, Guide IZLT2, File E14853 and CSA Certified, 10A, 300Vac, Class 6225-01, File 47235.
- Fuse and knob are an integral one-piece unit. There are no replacement knobs (caps).
- Units can be panel mounted with a separate steel clip. For the knockout hole (see above), choose #BK/A-104. For the keyhole punch type hole, choose #6374 for panels .043" to .062" thick, or #4909 for panels .030" to .042" thick.
- Do not put tension on line (rear) terminal of fuseholder.

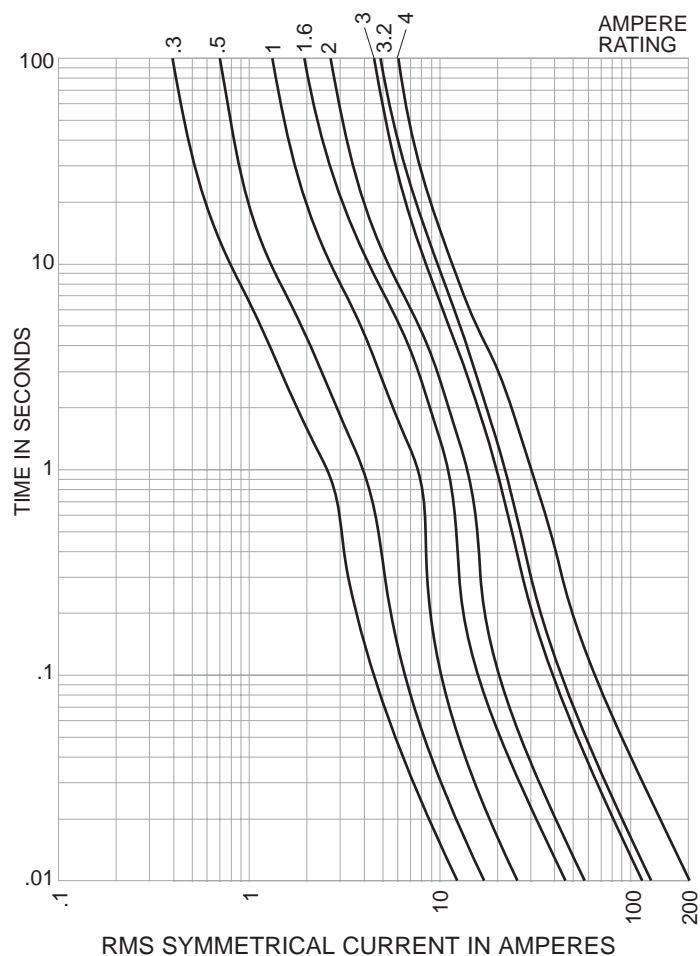
CE CE logo denotes compliance with European Union Low Voltage Directive (50-1000 Vac, 75-1500 Vdc). Refer to Data Sheet: 8002 or contact Bussmann Application Engineering at 636-527-1270 for more information.

# Specialty Fuse

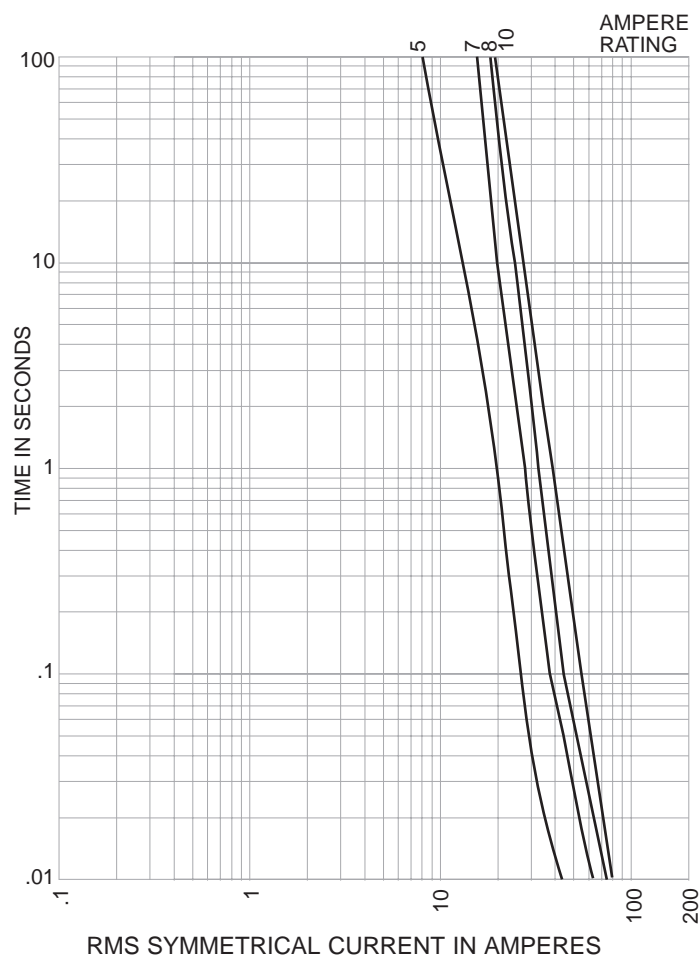
## Time-Delay, Non-Rejecting

# GMF, GRF & HLR

Time-Current Characteristic Curves—Average Melt



Time-Current Characteristic Curves—Average Melt



The only controlled copy of this Data Sheet is the electronic read-only version located on the Bussmann Network Drive. All other copies of this document are by definition uncontrolled. This bulletin is intended to clearly present comprehensive product data and provide technical information that will help the end user with design applications. Bussmann reserves the right, without notice, to change design or construction of any products and to discontinue or limit distribution of any products. Bussmann also reserves the right to change or update, without notice, any technical information contained in this bulletin. Once a product has been selected, it should be tested by the user in all possible applications.

# Mouser Electronics

Authorized Distributor

Click to View Pricing, Inventory, Delivery & Lifecycle Information:

[Eaton:](#)

[BK-GMF-3](#) [BK/GMF-3](#)