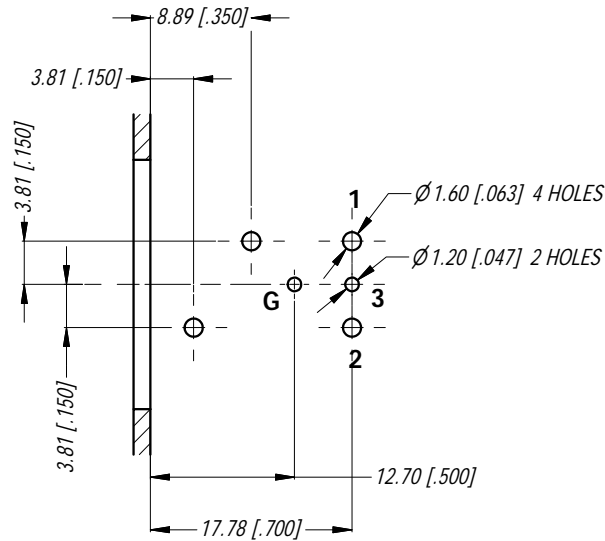


MIN MOUNTING PITCH (1:1)

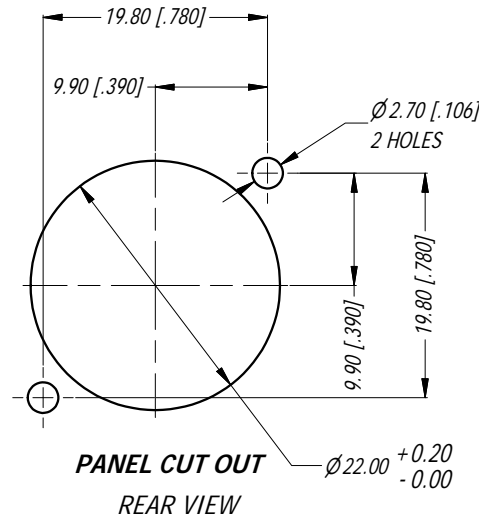


PCB LAYOUT

TOLERANCE: ± 0.05 [± 0.002]

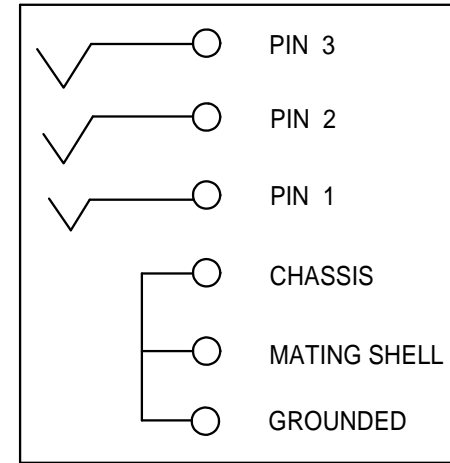
NOTE: DIMENSIONS IN PARENTHESES ARE IN INCHES.

NOTE: SUFFIX "B" IN THE PART No. INDICATES BULK PACK

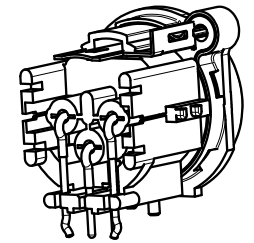


PANEL CUT OUT
REAR VIEW

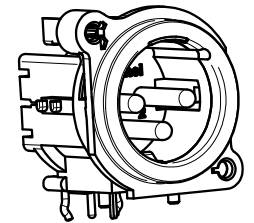
Ø22.00 $+0.20$
 -0.00



SCHEMATIC CHART



3D VIEW (1:1)

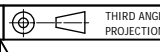


2	ADD SUFFIX B TO PART No.	27/08/15	T.N	9318
1	ADD SCHEMATIC CHART	06/26/09	A.O	8793
0	FIRST ISSUE	03/09/07	T.N	8686
REV	DESCRIPTION	DATE	BY	CHG No

REVISION HISTORY

TITLE: XLR MALE B TYPE CONNECTOR CUSTOMER DWG		Amphenol Amphenol Australia Pty Ltd, 2 Fiveways Blvd, Keysborough, Vic 3173	
DRAWING NO.	SHEET	55010469-000-2 2/2	

UNLESS OTHERWISE SPECIFIED TOLERANCE TO BE:		THIS DOCUMENT IS THE PROPERTY OF AMPHENOL AUSTRALIA PTY. LTD. NO PART THEREOF MAY BE REPRODUCED AND USED WITHOUT THE PRIOR WRITTEN CONSENT OF THE OWNER	
LINEAR	ANGULAR	CAD FILE: 55010469000211	
X ±0.5 X.X ±0.1 X.XX ±0.05	X' ±1 X.X' ±30 X.X'X' ±15	DRN: T.N	DATE: 04/09/07
BREAK ALL SHARP EDGES AND REMOVE ALL BURRS		CKD: P.M	DATE: 06/26/09
DO NOT SCALE		APP'D: P.M	DATE: 06/26/09
DIMENSIONS IN MILLIMETRES		SCALE: 1.5:1	PART No: AC3MBH2-AU-B



THIRD ANGLE
PROJECTION

Mouser Electronics

Authorized Distributor

Click to View Pricing, Inventory, Delivery & Lifecycle Information:

[Amphenol:](#)

[AC3MBH2-AU-B](#)