


## PCB terminal block - FFKDSA1/V-2,54-10 - 1789401

Please be informed that the data shown in this PDF Document is generated from our Online Catalog. Please find the complete data in the user's documentation. Our General Terms of Use for Downloads are valid (<http://phoenixcontact.com/download>)

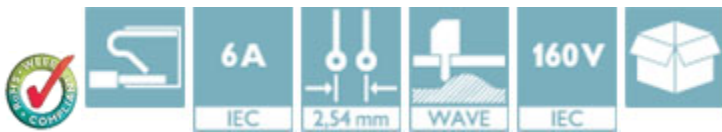


PCB terminal block, Nominal current: 6 A, Nom. voltage: 160 V, Pitch: 2.54 mm, Number of positions: 10, Connection method: Push-in spring connection, Mounting: Wave soldering, Conductor/PCB connection direction: 90 °, Color: green

The illustration shows the 10-position version

### Product Features

- Two solder pins for a high level of stability on the PCB
- PCB terminal blocks with front spring-cage connection
- Push-in direct plug-in technology for solid or stranded conductors with ferrules
- When connecting stranded conductors without ferrules, the terminal point is opened using an orange opening lever



### Key Commercial Data

Packing unit	1 pc
Minimum order quantity	10 pc
Weight per Piece (excluding packing)	5.7 g
Custom tariff number	85369010
Country of origin	Germany

### Technical data

#### Dimensions

Length	12.6 mm
Pitch	2.54 mm
Dimension a	22.86 mm
Width	27.9 mm
Constructional height	13.6 mm
Height	17 mm
Length of the solder pin	3.4 mm

# PCB terminal block - FFKDSA1/V-2,54-10 - 1789401

## Technical data

### Dimensions

Pin dimensions	0,5 x 0,8 mm
Hole diameter	1.1 mm

### General

Range of articles	FFKDS(A)/V
Rated surge voltage (III/3)	2.5 kV
Rated surge voltage (III/2)	2.5 kV
Rated surge voltage (II/2)	2.5 kV
Rated voltage (III/3)	63 V
Rated voltage (III/2)	160 V
Rated voltage (II/2)	320 V
Connection in acc. with standard	EN-VDE
Nominal current I <sub>N</sub>	6 A
Nominal cross section	0.5 mm <sup>2</sup>
Solder pin surface	Sn
Stripping length	11 mm
Number of positions	10

### Connection data

Conductor cross section AWG min.	26
Conductor cross section AWG max.	20

### Standards and Regulations

Connection in acc. with standard	EN-VDE
	CSA

## Classifications

### eCl@ss

eCl@ss 4.0	27141109
eCl@ss 4.1	27141109
eCl@ss 5.0	27141190
eCl@ss 5.1	27141190
eCl@ss 6.0	27261101
eCl@ss 7.0	27440401
eCl@ss 8.0	27440401
eCl@ss 9.0	27440401

# PCB terminal block - FFKDSA1/V-2,54-10 - 1789401

## Classifications

### ETIM

ETIM 3.0	EC001121
ETIM 4.0	EC002643
ETIM 5.0	EC002643

### UNSPSC

UNSPSC 6.01	30211801
UNSPSC 7.0901	39121432
UNSPSC 11	39121432
UNSPSC 12.01	39121432
UNSPSC 13.2	39121432

## Approvals

### Approvals

---

#### Approvals

CSA / UL Recognized / cUL Recognized / EAC / cULus Recognized

---


#### Ex Approvals

---

#### Approvals submitted

---

### Approval details

CSA 	
	B
mm <sup>2</sup> /AWG/kcmil	20
Nominal current I <sub>N</sub>	6 A
Nominal voltage U <sub>N</sub>	150 V

# PCB terminal block - FFKDSA1/V-2,54-10 - 1789401

## Approvals

UL Recognized	
	B
mm <sup>2</sup> /AWG/kcmil	26-20
Nominal current I <sub>N</sub>	6 A
Nominal voltage U <sub>N</sub>	150 V

cUL Recognized	
	B
mm <sup>2</sup> /AWG/kcmil	26-20
Nominal current I <sub>N</sub>	6 A
Nominal voltage U <sub>N</sub>	150 V

EAC

cULus Recognized	
------------------	--

## Accessories

### Accessories

#### Labeled terminal marker

Marker card - SK 2,54/2,8:FORTL.ZAHLEN - 0804853



Marker card, Card, white, labeled, Horizontal: Consecutive numbers 1 - 10, 11 - 20, etc. up to 91 - 99, Mounting type: Adhesive, for terminal block width: 2.54 mm, Lettering field: 2.54 x 2.8 mm

#### Marker pen

# PCB terminal block - FFKDSA1/V-2,54-10 - 1789401

## Accessories

Marker pen - B-STIFT - 1051993



Marker pen, for manual labeling of unprinted Zack strips, smear-proof and waterproof, line thickness 0.5 mm

---

## Terminal marking

Marker strip - SK 2,8 WH:REEL - 0805205



Marker strip, Roll, white, unlabeled, can be labeled with: THERMOMARK ROLL, THERMOMARK X, THERMOMARK S1.1, THERMOMARK ROLL X1, Mounting type: Adhesive, Lettering field: continuous x 2.8 mm

Marker card - SK U/2,8 WH:UNBEDRUCKT - 0803883

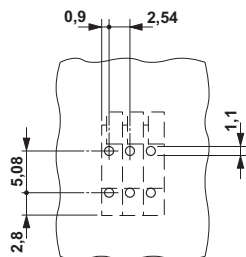


Marker card, Sheet, white, unlabeled, can be labeled with: Plotter, Office printing systems, Mounting type: Adhesive, Lettering field: 186 x 2.8 mm

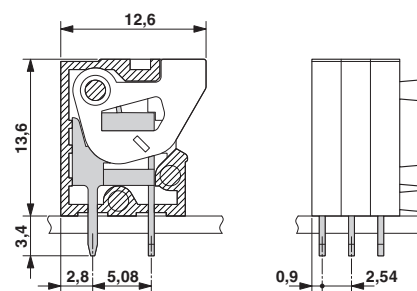
---

## Drawings

Drilling diagram



Dimensional drawing



# Mouser Electronics

Authorized Distributor

Click to View Pricing, Inventory, Delivery & Lifecycle Information:

[Phoenix Contact:](#)

[1789401](#)