


TX6A™ 10Gig™ Shielded Copper Cable – U/FTP

specifications

Category 6A/Class EA, shielded copper cable shall be constructed of 4-pair twisted insulated 23 AWG conductors. Each individual pair shall have a metallic foil shield and all four pairs shall be covered with a flame retardant PVC jacket. The shielded cable shall provide superior alien crosstalk performance. The TX6A™ 10Gig™ Shielded Cable must be installed as part of the TX6A™ 10Gig™ Shielded Copper Cabling System to achieve certified 10GBASE-T performance.



technical information

Electrical performance:	Certified channel performance in a 4-connector configuration up to 100 meters and exceeds the requirements of ANSI/TIA-568-C.2 Category 6A ISO 11801 Class EA Edition 2.1 and IEEE 802.3an-2006 standards for supporting 10GBASE-T transmission over copper twisted pair cabling when used as part of the Panduit® TX6A™ 10Gig™ Shielded Copper Cabling System
Cable jacket:	100% low-smoke, flame retardant PVC
Flame rating:	Plenum – meets NEC type CMP (UL) – FT6 rated Riser – meets NEC type CMR (UL) – FT4 rated
PoE Compliance:	Meets IEEE 802.3af, IEEE 802.3at and IEEE 802.3bt for PoE applications
Installation tension:	25 lbs. (110 N) maximum
Temperature rating:	32° to 140°F (0° to 60°C) during installation 14° to 140°F (-10° to 60°C) during operation
Cable outer diameter:	Plenum – 0.29 in. (7.36mm) Riser – 0.31 in. (7.87mm)
Packaging:	1,000 ft. (305M) per reel Plenum – 45 lbs. (20.4kg) Riser – 50 lbs. (22.6kg)

key features and benefits

Third party tested	Cable has been tested as part of the TX6000™ Copper Cabling System by an independent laboratory and complies with the electrical channel requirements of the following standards: ISO/IEC 11801 2nd Edition: 2002, EN 50173-1:2002, and ANSI/TIA-568-C.2
Additional feature and benefit	Guaranteed channel performance above the standards Industry leading channel performance above the TIA/ISO standards with headroom guarantee
Cross-divider	Separates pairs for exceptional cable performance
Reduced attenuation	Maximizes the amount of signal that reaches the receiver and increases bandwidth
Easy payout carton	Ensures proper performance and provides quick installation
Tested beyond the standards	Cable has been characterized to 550 MHz, 300 MHz above the standard
Descending length cable markings	Easy identification of remaining cable reduces installation time and cable scrap

applications

TX6A™ 10Gig™ Shielded Cable is a component of the TX6A™ 10Gig™ Shielded Copper Cabling System. This end-to-end system provides a cost-effective medium for ensuring that network bandwidth needs are easily met today and tomorrow. This shielded cabling system provides high performance, excellent EMI suppression, and aids in secure data transmission. The Panduit solution helps ensure organizations efficiently and reliably meet their data transmission needs. Usage of

the TX6A™ 10Gig™ Shielded Copper Cabling System includes high bandwidth applications within data centers and connections to high-end workstations such as:

- Stacking switches and switch-to-switch links
- Storage area networks
- Aggregation of Gigabit Ethernet channels
- Real-time intensive financial transactions
- Streaming video
- Animation
- Scientific modeling
- Medical imaging

www.panduit.com

PANDUIT®

SPECIFICATION SHEET

TX6A™ 10Gig™ Shielded Copper Cabling System

TX6A™ 10Gig™ Shielded Copper Cabling – U/FTP*

Plenum:	PUPF6X04BU-UG
Riser:	PUFR6X04BU-UG

TX6A™ 10Gig™ Shielded Module

Module:	CJS6X88TGY
----------------	------------

TX6A™ 10Gig™ Shielded Patch Cords

Feet:	STP6X**IG
Meters:	STP6X***MIG

Mini-Com® Angled All Metal Shielded Modular Patch Panels

24-port, 1 RU:	CPA24BLY
48-port, 2 RU:	CPA48BLY
72-port, 2 RU:	CPA72BLY

Mini-Com® Flat All Metal Shielded Modular Patch Panels

24-port, 1 RU:	CP24BLY
48-port, 2 RU:	CP48BLY
72-port, 2 RU:	CP72BLY

Termination Tools

Wire snipping tool:	CWST
Wire stripping tool:	CJAST

*For colors other than BU (Blue), substitute with WH (White). For additional cable colors, please contact customer service.

**For lengths 3 to 20 feet (increments of one foot) 25, 30, 35, 40 feet, change the length designation in the part number to the desired length. For standard cable colors other than IG (International Gray), substitute the IG suffix with BL (Black), BU (Blue), RD (Red), YL (Yellow), GR (Green), OR (Orange), or VL (Violet). For example, the part number for a blue 15-foot patch cord is STP6X15BU.

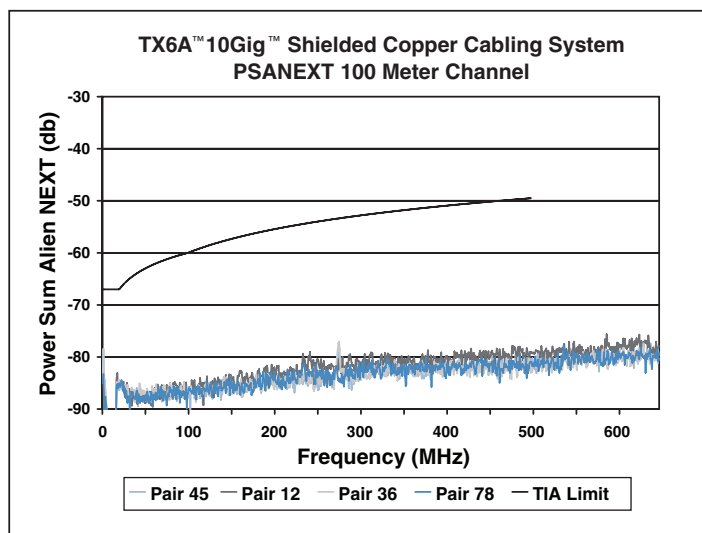
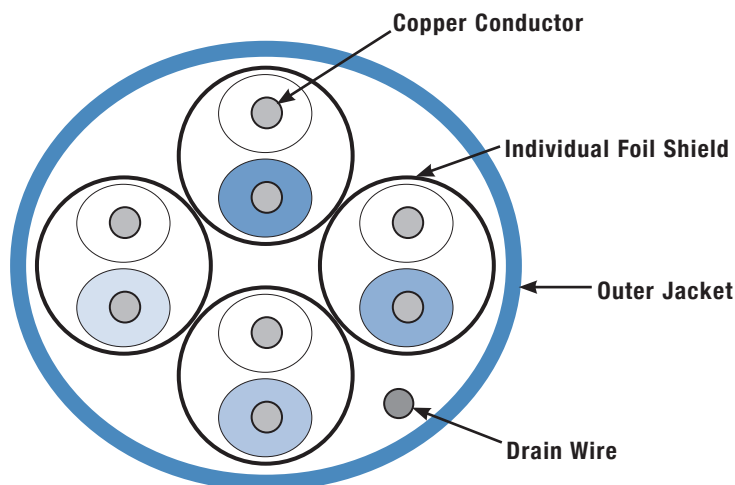
**For lengths 2 to 10 meters (increments of one meter) 2.5, 15, 20, meters, change the length designation in the part number to the desired length. For standard cable colors other than IG (International Gray), substitute the IG suffix with BL (Black), BU (Blue), RD (Red), YL (Yellow), GR (Green), OR (Orange), or VL (Violet). For example, the part number for a blue 15-meter patch cord is STP6X15MBU.

TX6A™ 10Gig™ Shielded Copper Cable – U/FTP

additional specifications

Mechanical Test	
Ultimate Breaking Strength	>400 N (90 lb. – ft)
Minimum Bend Radius	31.48mm (1.24 in.)
Electrical Test	
DC Resistance	< 8.9 Ohm per 100m (328 ft.) @ 20°C
DC Resistance Unbalanced	< 3% @ 20°C per ASTM 4568
Characteristic Impedance	100 Ohms + 15% from 1 to 600 MHz per ASTM D 4566
Nominal Propagation of Velocity (NVP)	CMP: 78%, CMR: 75% nominal
Operating Voltage, maximum	80V

cable construction



WORLDWIDE SUBSIDIARIES AND SALES OFFICES

PANDUIT CANADA
Markham, Ontario
cs-cdn@panduit.com
Phone: 800.777.3300

PANDUIT EUROPE LTD.
London, UK
cs-emea@panduit.com
Phone: 44.20.8601.7200

PANDUIT SINGAPORE PTE. LTD.
Republic of Singapore
cs-ap@panduit.com
Phone: 65.6305.7575

PANDUIT JAPAN
Tokyo, Japan
cs-japan@panduit.com
Phone: 81.3.6863.6000

PANDUIT LATIN AMERICA
Guadalajara, Mexico
cs-la@panduit.com
Phone: 52.33.3777.6000

PANDUIT AUSTRALIA PTY. LTD.
Victoria, Australia
cs-aus@panduit.com
Phone: 61.3.9794.9020

For a copy of Panduit product warranties, log on to www.panduit.com/warranty

For more information

Visit us at www.panduit.com

Contact Customer Service by email: cs@panduit.com
or by phone: 800.777.3300

PANDUIT®

© 2016 Panduit Corp.
ALL RIGHTS RESERVED.
COSP55--WW-ENG
Replaces WW-COSP149-ENG
8/18/2016

Mouser Electronics

Authorized Distributor

Click to View Pricing, Inventory, Delivery & Lifecycle Information:

Panduit:

[PSM7004BU-KD](#) [PSM7004BU-KED](#) [PSM7004BU-KEM](#) [PSM7004BU-KM](#)