

Fuse modular terminal block - UK 5-HESILA 500 - 3004155

Please be informed that the data shown in this PDF Document is generated from our Online Catalog. Please find the complete data in the user's documentation. Our General Terms of Use for Downloads are valid (<http://phoenixcontact.com/download>)



Fuse terminal block for cartridge fuse insert, cross section: 0.2 - 4 mm², AWG: 26 - 10, width: 8.2 mm, color: black

RoHS

Key Commercial Data

Packing unit	50 pc
GTIN	
GTIN	4017918090678

Technical data

General

Note	For terminal marking, please use marking material with 8.2 mm pitch.
	For lever marking, please use marking material with 6.2 mm pitch.
Number of levels	1
Number of connections	2
Nominal cross section	4 mm ²
Color	black
Insulating material	PA
Flammability rating according to UL 94	V2
Maximum power dissipation for nominal condition	1.02 W
Fuse	G / 5 x 20
Fuse type	Glass / ceramics / ...
Rated surge voltage	8 kV
Degree of pollution	3
Overvoltage category	III
Insulating material group	I
LED voltage range	500 V AC/DC
Connection in acc. with standard	IEC 60947-7-3

Fuse modular terminal block - UK 5-HESILA 500 - 3004155

Technical data

General

Maximum load current	6.3 A
Nominal current I_N	6.3 A
Nominal voltage U_N	800 V (As a fuse terminal block)
Connection in acc. with standard	IEC 60947-7-3
Rated operating voltage	250 V
Open side panel	No
Shock protection test specification	DIN EN 50274 (VDE 0660-514):2002-11
Back of the hand protection	guaranteed
Finger protection	guaranteed
Oscillation, broadband noise test result	Test passed
Test specification, oscillation, broadband noise	DIN EN 50155 (VDE 0115-200):2008-03
Test spectrum	Service life test category 1, class B, body mounted
Test frequency	$f_1 = 5 \text{ Hz}$ to $f_2 = 150 \text{ Hz}$
ASD level	$1.857 \text{ (m/s}^2\text{)}^2\text{/Hz}$
Acceleration	0,8 g
Test duration per axis	5 h
Test directions	X-, Y- and Z-axis
Shock test result	Test passed
Test specification, shock test	DIN EN 50155 (VDE 0115-200):2008-03
Shock form	Half-sine
Acceleration	5 g
Shock duration	30 ms
Number of shocks per direction	3
Test directions	X-, Y- and Z-axis (pos. and neg.)
Relative insulation material temperature index (Elec., UL 746 B)	125 °C
Temperature index of insulation material (DIN EN 60216-1 (VDE 0304-21))	125 °C

Dimensions

Width	8.2 mm
Length	72.5 mm
Height NS 35/7,5	56.5 mm
Height NS 35/15	64 mm
Height NS 32	61.5 mm

Connection data

Conductor cross section solid min.	0.2 mm ²
Conductor cross section solid max.	4 mm ²
Conductor cross section flexible min.	0.2 mm ²
Conductor cross section flexible max.	4 mm ²
Conductor cross section AWG min.	24
Conductor cross section AWG max.	12

Fuse modular terminal block - UK 5-HESILA 500 - 3004155

Technical data

Connection data

Conductor cross section flexible, with ferrule without plastic sleeve min.	0.25 mm ²
Conductor cross section flexible, with ferrule without plastic sleeve max.	4 mm ²
Conductor cross section flexible, with ferrule with plastic sleeve min.	0.25 mm ²
Conductor cross section flexible, with ferrule with plastic sleeve max.	4 mm ²
Cross section with insertion bridge, solid max.	4 mm ²
Cross section with insertion bridge, stranded max.	4 mm ²
2 conductors with same cross section, solid min.	0.2 mm ²
2 conductors with same cross section, solid max.	1.5 mm ²
2 conductors with same cross section, stranded min.	0.2 mm ²
2 conductors with same cross section, stranded max.	1.5 mm ²
2 conductors with same cross section, stranded, ferrules without plastic sleeve, min.	0.25 mm ²
2 conductors with same cross section, stranded, ferrules without plastic sleeve, max.	1.5 mm ²
2 conductors with same cross section, stranded, TWIN ferrules with plastic sleeve, min.	0.5 mm ²
2 conductors with same cross section, stranded, TWIN ferrules with plastic sleeve, max.	1.5 mm ²
Cross section with insertion bridge, solid max.	4 mm ²
Cross section with insertion bridge, stranded max.	4 mm ²
Connection method	Screw connection
Stripping length	8 mm
Internal cylindrical gage	A4
Screw thread	M3
Tightening torque, min	0.6 Nm
Tightening torque max	0.8 Nm

Standards and Regulations

Connection in acc. with standard	CSA
	IEC 60947-7-3
Flammability rating according to UL 94	V2

Environmental Product Compliance

REACH SVHC	Lead 7439-92-1
China RoHS	Environmentally Friendly Use Period = 50
	For details about hazardous substances go to tab "Downloads", Category "Manufacturer's declaration"

Approvals

Approvals

Fuse modular terminal block - UK 5-HESILA 500 - 3004155


Approvals


Approvals


CSA / UL Recognized / cUL Recognized / EAC / cULus Recognized

Ex Approvals


Approval details

CSA		http://www.csagroup.org/services-industries/product-listing/	13631
		B	C
Nominal voltage UN		600 V	600 V
Nominal current IN		6.3 A	6.3 A
mm ² /AWG/kcmil		28-10	28-10

UL Recognized		http://database.ul.com/cgi-bin/XYV/template/LISEXT/1FRAME/index.htm	FILE E 60425
		C	
Nominal voltage UN		600 V	
Nominal current IN		12 A	
mm ² /AWG/kcmil		26-10	

cUL Recognized		http://database.ul.com/cgi-bin/XYV/template/LISEXT/1FRAME/index.htm	FILE E 60425
		C	
Nominal voltage UN		600 V	
Nominal current IN		12 A	
mm ² /AWG/kcmil		26-10	

EAC			RU C- DE.A*30.B.01742
-----	---	--	--------------------------

cULus Recognized			
------------------	---	--	--

Phoenix Contact 2019 © - all rights reserved
<http://www.phoenixcontact.com>

PHOENIX CONTACT GmbH & Co. KG
Flachmarktstr. 8
32825 Blomberg
Germany
Tel. +49 5235 300
Fax +49 5235 3 41200
<http://www.phoenixcontact.com>