

"High Frequency Ceramic Solutions"

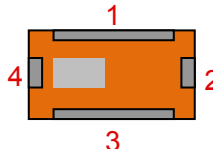
1.9 GHz Band Pass Filter Recommended Application DECT. P/N 1905BP18A0050

Detail Specification: 2/3/2014

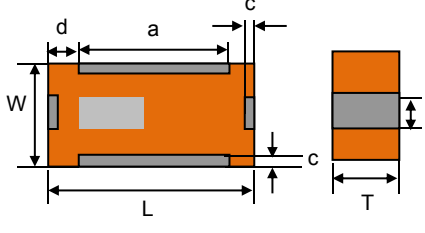
Page 1 of 2

General Specifications				
Frequency (MHz)	1880 ~ 1930		Input Power	500 mW max.(CW)
Insertion Loss	1.65dB max.		Impedance	50 Ω
			Operating Temperature	-40 to +85°C
Return Loss	9.5 dB min.		Recommended Storage Conditions	+5 ~ +35 °C, Humidity 45~75%RH, 18 mos. Max*
Attenuation (min.)	100 ~ 1500 MHz	20 dB		
Attenuation (min.)	2300 ~ 6000 MHz	15 dB	Reel Quantity	3000
Attenuation (min.)	1250 ~ 1290 MHz	25 dB	Solder Paste	SAC 305 Recommended
Attenuation (min.)	2400 ~ 2500 MHz	30 dB		
Attenuation (min.)	2500 ~ 2570 MHz	25 dB	To protect the silver leads (Pins 1, 2, 3, and 4), please re-use vacuum sealed packaging provided with shipment. More info at: http://www.johansontechnology.com/silverleads or go to page 2	
Attenuation (min.)	3760 ~ 3860 MHz	30 dB		
Attenuation (min.)	5640 ~ 5790 MHz	30 dB		

Terminal Configuration	
No.	Function
1	GND
2	OUT
3	GND
4	IN



Mechanical Dimensions		
	In	mm
L	0.126 ± 0.006	3.20 ± 0.15
W	0.063 ± 0.006	1.60 ± 0.15
T	0.051 ± 0.004	1.30 ± 0.10
a	0.075 ± 0.006	1.90 ± 0.15
b	0.020 ± 0.006	0.50 ± 0.15
c	0.012 ± 0.008	0.30 ± 0.20
g	0.026 ± 0.008	0.65 ± 0.20

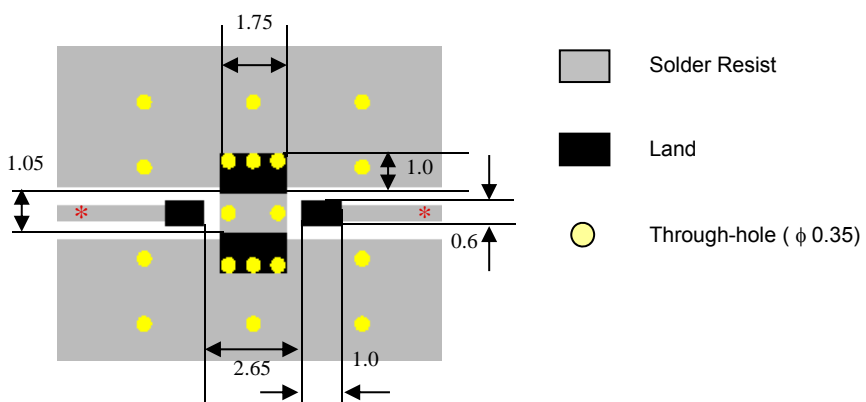


Mounting Considerations

Mount these devices with brown mark facing up.

*Line width should be designed to provide 50Ω impedance matching characteristics.

Units: mm



Legend:

- Solder Resist
- Land
- Through-hole (φ 0.35)

Johanson Technology, Inc. reserves the right to make design changes without notice.

All sales are subject to Johanson Technology, Inc. terms and conditions.



www.johansontechnology.com

4001 Calle Tecate • Camarillo, CA 93012 • TEL 805.389.1166 FAX 805.389.1821

ver. 1.0

2014 Johanson Technology, Inc. All Rights Reserved

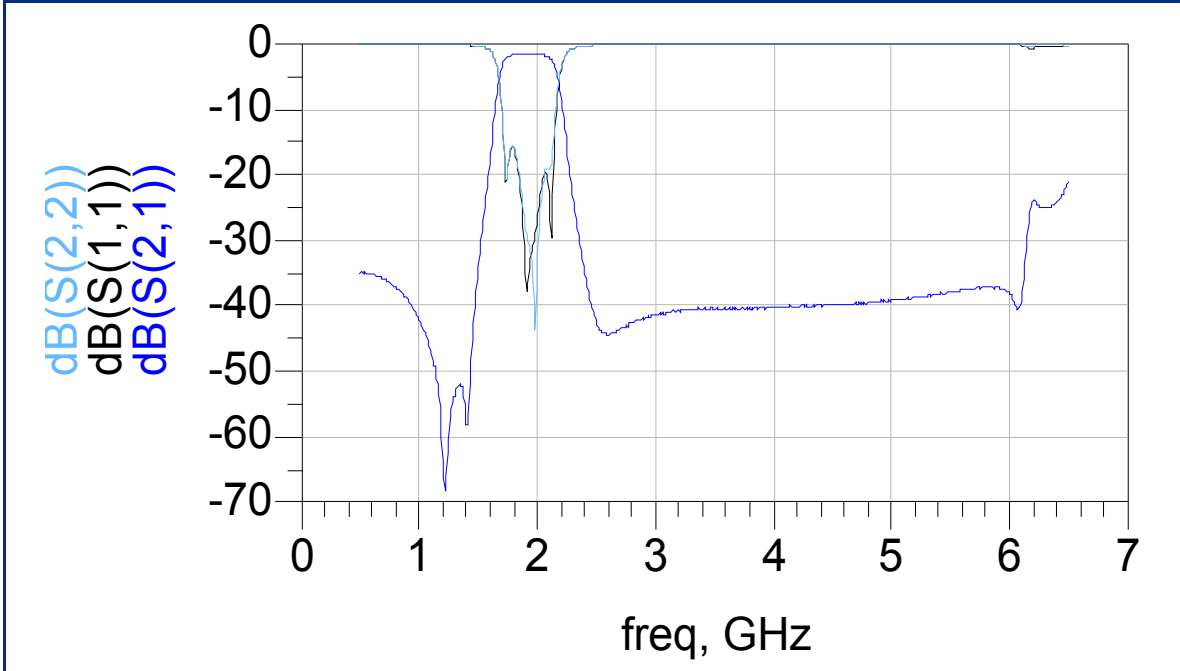
"High Frequency Ceramic Solutions"

1.9 GHz Band Pass Filter Recommended Application DECT. P/N 1905BP18A0050

Detail Specification: 2/3/2014

Page 2 of 2

Typical Electrical Performance (T=25°C)



Packaging information

www.johansontechnology.com/ipcpackaging.html

<http://www.johansontechnology.com/silverleads>

Soldering Information

www.johansontechnology.com/ipcsoldering-profile

RoHS Compliance

www.johansontechnology.com/technical-notes/rohs-compliance.html

MSL Info

www.johansontechnology.com/technical-notes/msl-rating.html

To see other BPFs or Download Measured S-parameters for Evaluation and Simulation:

<http://www.johansontechnology.com/bpf>

For layout review or any other technical questions, please contact our Applications Team at:

www.johansontechnology.com/component/techquestion?Itemid=407

Johanson Technology, Inc. reserves the right to make design changes without notice.

All sales are subject to Johanson Technology, Inc. terms and conditions.



www.johansontechnology.com
4001 Calle Tecate • Camarillo, CA 93012 • TEL 805.389.1166 FAX 805.389.1821
ver. 1.0 2014 Johanson Technology, Inc. All Rights Reserved

Mouser Electronics

Authorized Distributor

Click to View Pricing, Inventory, Delivery & Lifecycle Information:

[Johanson:](#)

[1905BP18A0050E](#)