


PCB terminal block - PT 2,5/11-5,0-V - 1987818

Please be informed that the data shown in this PDF Document is generated from our Online Catalog. Please find the complete data in the user's documentation. Our General Terms of Use for Downloads are valid (<http://phoenixcontact.com/download>)

PCB terminal block, Nominal current: 32 A, Nom. voltage: 400 V, Pitch: 5 mm, Number of positions: 11, Connection method: Screw connection with wire protector, Mounting: Wave soldering, Conductor/PCB connection direction: 90 °, Color: green




The figure shows a 10-position version of the product

Product Features

- 5.0 mm pitch
- Large terminal block capacity thanks to rectangular clamping space
- Rugged version for larger cross sections
- Highly flexible conductor protection for easy, repeated connection
- Plus/minus screw



Key Commercial Data

Packing unit	1 pc
GTIN	 4 017918 973285
Weight per Piece (excluding packing)	13.3 g
Custom tariff number	85369010
Country of origin	Germany

Technical data

Dimensions

Length	13.5 mm
Pitch	5.00 mm
Dimension a	50 mm
Constructional height	14 mm

PCB terminal block - PT 2,5/11-5,0-V - 1987818

Technical data

Dimensions

Height	9 mm
Length of the solder pin	4.1 mm
Pin dimensions	1,0 mm
Pin spacing	5 mm
Hole diameter	1.3 mm

General

Range of articles	PT 2,5/..-V
Insulating material group	I
Rated surge voltage (III/3)	4 kV
Rated surge voltage (III/2)	4 kV
Rated surge voltage (II/2)	4 kV
Rated voltage (III/3)	250 V
Rated voltage (III/2)	400 V
Rated voltage (II/2)	630 V
Connection in acc. with standard	EN-VDE
Nominal current I_N	32 A
Nominal cross section	2.5 mm ²
Maximum load current	32 A (current values dependent on no. of pos., dimensioning of printed circuits, and ambient temperature)
Insulating material	PA
Solder pin surface	Sn
Flammability rating according to UL 94	V0
Internal cylindrical gage	A3 / B3
Stripping length	6.5 mm
Number of positions	11
Screw thread	M3
Tightening torque, min	0.45 Nm
Tightening torque max	0.5 Nm

Connection data

Conductor cross section solid min.	0.5 mm ²
Conductor cross section solid max.	4 mm ²
Conductor cross section flexible min.	0.5 mm ²
Conductor cross section flexible max.	4 mm ²
Conductor cross section flexible, with ferrule without plastic sleeve min.	0.5 mm ²
Conductor cross section flexible, with ferrule without plastic sleeve max.	2.5 mm ²
Conductor cross section flexible, with ferrule with plastic sleeve min.	0.5 mm ²
Conductor cross section flexible, with ferrule with plastic sleeve max.	2.5 mm ²

PCB terminal block - PT 2,5/11-5,0-V - 1987818

Technical data

Connection data

Conductor cross section AWG min.	20
Conductor cross section AWG max.	10
2 conductors with same cross section, solid min.	0.5 mm ²
2 conductors with same cross section, solid max.	1.5 mm ²
2 conductors with same cross section, stranded min.	0.5 mm ²
2 conductors with same cross section, stranded max.	1.5 mm ²
2 conductors with same cross section, stranded, ferrules without plastic sleeve, min.	0.5 mm ²
2 conductors with same cross section, stranded, ferrules without plastic sleeve, max.	0.75 mm ² The technical data regarding clamping with ferrules applies only when using crimping pliers ZA 3. When using ferrules, it is necessary to take into account possible restrictions regarding nominal voltage.
2 conductors with same cross section, stranded, TWIN ferrules with plastic sleeve, min.	0.5 mm ²
2 conductors with same cross section, stranded, TWIN ferrules with plastic sleeve, max.	1.5 mm ² The technical data regarding clamping with ferrules applies only when using crimping pliers ZA 3. When using ferrules, it is necessary to take into account possible restrictions regarding nominal voltage.

Standards and Regulations

Connection in acc. with standard	EN-VDE
	CUL
Flammability rating according to UL 94	V0

Classifications

eCl@ss

eCl@ss 4.0	272607xx
eCl@ss 4.1	27141109
eCl@ss 5.0	27141190
eCl@ss 5.1	27141190
eCl@ss 6.0	27261101
eCl@ss 7.0	27440401
eCl@ss 8.0	27440401
eCl@ss 9.0	27440401

ETIM

ETIM 3.0	EC001121
ETIM 4.0	EC002643
ETIM 5.0	EC002643

PCB terminal block - PT 2,5/11-5,0-V - 1987818

Classifications

UNSPSC

UNSPSC 6.01	30211801
UNSPSC 7.0901	39121432
UNSPSC 11	34131203
UNSPSC 12.01	39121432
UNSPSC 13.2	39121432

Approvals

Approvals


Approvals


UL Recognized / VDE Gutachten mit Fertigungsüberwachung / cUL Recognized / CCA / IECCE CB Scheme / EAC / cULus Recognized

Ex Approvals

Approvals submitted


Approval details

UL Recognized 		
	B	D
mm²/AWG/kcmil	20-12	20-12
Nominal current I _N	20 A	10 A
Nominal voltage U _N	300 V	300 V


VDE Gutachten mit Fertigungsüberwachung 	
mm²/AWG/kcmil	0.5-4
Nominal current I _N	32 A
Nominal voltage U _N	250 V

PCB terminal block - PT 2,5/11-5,0-V - 1987818

Approvals

cUL Recognized 		
	B	D
mm²/AWG/kcmil	20-12	20-12
Nominal current I _N	20 A	10 A
Nominal voltage U _N	300 V	300 V

CCA	
mm²/AWG/kcmil	0.5-4
Nominal current I _N	32 A
Nominal voltage U _N	250 V

IECEE CB Scheme 	
mm²/AWG/kcmil	0.5-4
Nominal current I _N	32 A
Nominal voltage U _N	250 V

EAC

cULus Recognized 
--

Accessories

Accessories

Labeled terminal marker

Marker card - SK 5/3,8:FORTL.ZAHLEN - 0804183



Marker card, Card, white, labeled, Horizontal: Consecutive numbers 1 - 10, 11 - 20, etc. up to 91 - (99)100, Mounting type: Adhesive, for terminal block width: 5 mm, Lettering field: 5 x 3.8 mm

PCB terminal block - PT 2,5/11-5,0-V - 1987818

Accessories

Screwdriver tools

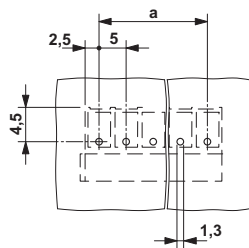
Screwdriver - SZS 0,6X3,5 - 1205053



Actuation tool, for ST terminal blocks, insulated, also suitable for use as a bladed screwdriver, size: 0.6 x 3.5 x 100 mm, 2-component grip, with non-slip grip

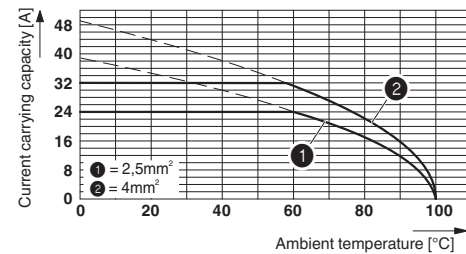
Drawings

Drilling diagram



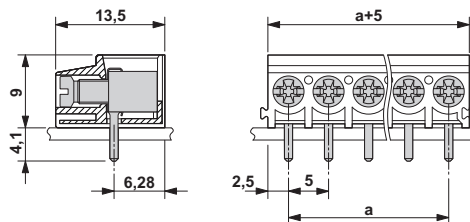
The illustration shows the 5-pos. version

Diagram



Derating diagram for 5 pins;reduction factor=1

Dimensional drawing



The illustration shows the 5-pos. version

Mouser Electronics

Authorized Distributor

Click to View Pricing, Inventory, Delivery & Lifecycle Information:

Phoenix Contact:

1987818