

8				7			
THIS DRAWING IS UNPUBLISHED.				RELEASED FOR PUBLICATION			
COPYRIGHT 20				BY TYCO ELECTRONICS CORPORATION. ALL RIGHTS RESERVED.			
PART NUMBER		REV	FIRST USED	POWER UNIT	FEED TYPE	DESCRIPTION	
1855430-1		A	122500-1	LEADMAKER	POST FEED	CUTS CARRIER	
1855430-2		A	565435-5	BENCH MODEL K	PRE FEED	CUTS CARRIER	
1855430-3		A	354500-1	BENCH MODEL G	PRE FEED	CUTS CARRIER	
1855430-6		A	122500-1	LEADMAKER	POST FEED	CONTINUOUS CARRIER	
7-1855430-7		A	-	-	-	SPARE PARTS	

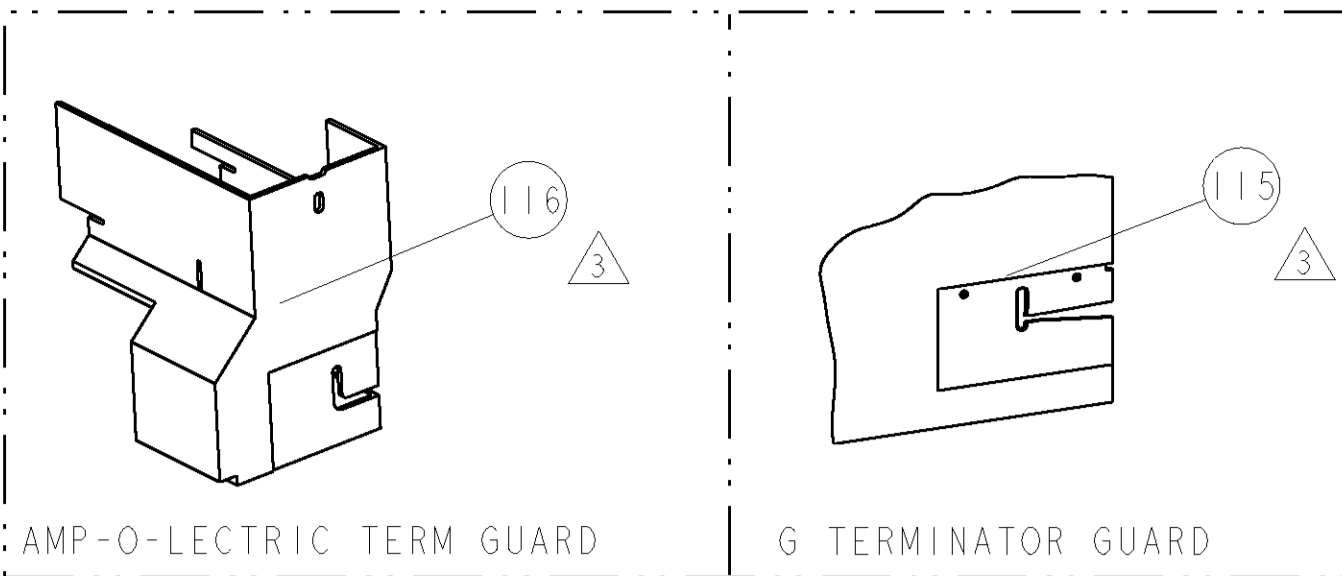
RECOMMENDED SPARE PARTS

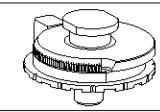
GREASE LIGHTLY

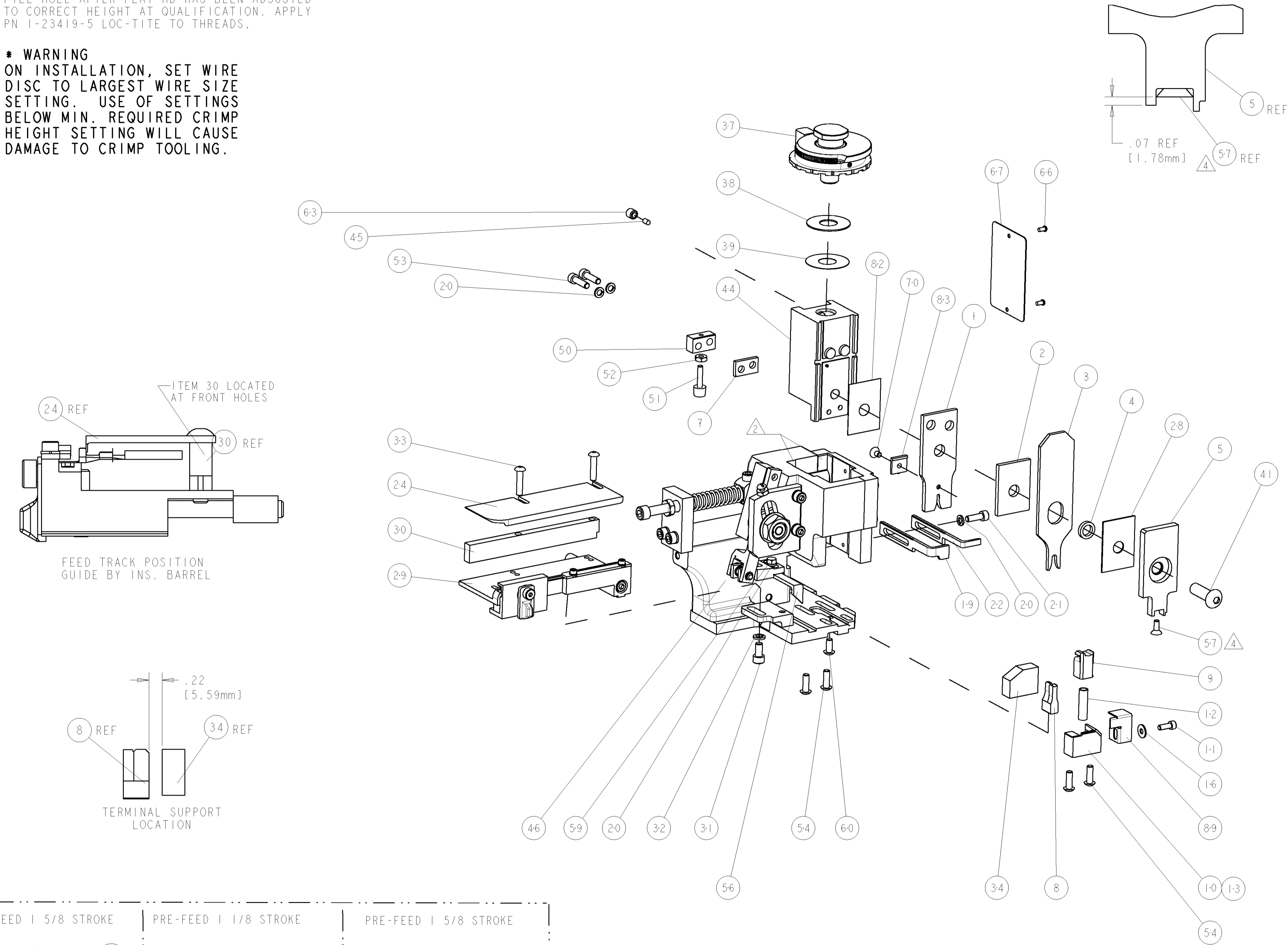
GUARD MUST BE IN PLACE WHEN OPERATING APPLICATOR IN A BENCH MACHINE

APPLY TORQ-SEAL IN ALLEN SOCKET TO FILL HOLE AFTER FLAT HD HAS BEEN ADJUSTED TO CORRECT HEIGHT AT QUALIFICATION. APPLY PN 1-23419-5 LOC-TITE TO THREADS.

*** WARNING**
ON INSTALLATION, SET WIRE DISC TO LARGEST WIRE SIZE SETTING. USE OF SETTINGS BELOW MIN. REQUIRED CRIMP HEIGHT SETTING WILL CAUSE DAMAGE TO CRIMP TOOLING.



TERMINAL NAME: 2.8mm BLADE, SEALED							
TE PN	-	TE TERMINAL - TE CRIMP SPECS				REF SETTING	
1326031-6	-						
1326032-7	-						
-	-	CRIMP HEIGHT		WIRE SIZE			
-	-	1.04mm+.05/- .05[.041+.002/- .002]		22AWG		C0	
-	-	1.04mm+.05/- .05[.041+.002/- .002]		0.35mm2		C0	
-	-						
-	-						
-	-						
SEAL PN	-	CRIMP	SIZE	TYPE	RANGE		
286817-1	-	WIRE	1.57mm [.062]	F	.35mm2-22AWG		
-	-	INSUL	3.71mm [.146]	O	Ø1.200 - 3.400		
WIRE STRIP LENGTH 4.80-5.60	TERM APPL SPEC 114-13013	FEED 15.30	APPLICATOR INSTRUCTIONS 408-8040		SET UP GAGE 458637-1		



3	-	-	-	REF	-	..	455749-1	GUARD WINDOW	116
3	-	-	REF	-	-	..	679532-1	INSERT, GUARD	115
-	1	1	1	1	1	-	1-21002-7	SCR, BTN SKT HD CAP 6-32 X .375	91
-	1	1	1	1	1	-	318563-1	GUARD, FRONT CHIP	89
-	1	1	1	1	1	-	224405-2	DEPRESSOR, WIRE	83
-	1	1	1	1	1	-	455888-1	SPACER, CRIMPER	82
-	1	1	1	1	1	-	4088040	SF APPL INST 408-8040	72
-	1	1	1	1	1	-	217238-1	GENERAL INSTRUCTION PKG	71
-	1	1	1	1	1	-	1-21003-8	SCR, FLT SKT HD CAP 6-32 X .250	70
-	1	1	1	1	1	-	461264-5	PLATE, IDENTIFICATION	67
-	2	2	2	2	2	-	21017-2	SCREW, DRIVE	66
-	1	1	1	1	1	-	21009-2	SCR, SET, SELF LOCKING 1/4-20 X .250	63
-	1	1	1	1	1	-	22733-8	SCR, BHSC, SELF-LOCKING, 8-32 X .375	60
-	1	1	1	1	1	-	2-22603-0	SCR, HEX HD CAP 8-32 X .312	59
4	-	1	1	1	1	-	1-21003-9	SCR, FLT SKT HD CAP 6-32 X .375	57
-	1	1	1	1	1	-	458537-2	PAWL, FEED	56
-	4	4	4	4	4	-	2-21002-2	SCR, BTN SKT HD CAP 8-32 X .500	54
-	2	2	2	2	2	-	2-21000-8	SCR, SKT HD CAP 8-32 X .625	53
-	1	1	1	1	1	-	21018-5	NUT, HEX, REG 6-32	52
-	1	1	1	1	1	-	811242-2	BUMPER, HOLD DOWN	51
-	1	1	1	1	1	-	690753-1	SPACER, TONKER	50
-	-	1	-	-	..		690602-6	CAM, PRE FEED, 1 5/8	49
-	-	-	1	-	..		690602-5	CAM, PRE FEED, 1 1/8	48
-	1	-	-	1	-		690501-4	CAM, POST-FEED 1 5/8	47
-	1	1	1	1	1	-	459456-1	APPL. BASIC SUB ASSY (SIDE WISE MQCA)	46
-	1	1	1	1	1	-	690191-1	PLUG,NYLON	45
-	1	1	1	1	1	-	819307-4	RAM, SIDE FEED	44
-	1	1	1	1	1	-	7-21002-9	SCR, BTN SKT HD CAP 5/16-24 X 1.00	41
-	1	1	1	1	1	-	690125-1	SHIM SUB-ASSY	39
-	1	1	1	1	1	-	469367-8	SHIM	38
-	1	1	1	1	1	-	879103-2	FINE ADJUST HEAD ASSEMBLY	37
-	1	1	1	1	1	-	690786-1	TERMINAL SUPPORT	34
-	2	2	2	2	2	-	2-21002-4	SCR, BTN SKT HD CAP 8-32 X .750	33
-	1	1	1	1	1	-	21024-5	WASHER, SPRG LOCK, REG NO 10	32
-	1	1	1	1	1	-	3-21000-4	SCR, SKT HD CAP 10-32 X .375	31
-	1	1	1	1	1	-	1320908-2	SPACER, STRIP GUIDE	30
-	1	1	1	1	1	-	1633091-7	ASSEMBLY, STRIP GUIDE	29
-	1	1	1	1	1	-	455888-7	SPACER, CRIMPER	28
-	1	1	1	1	1	-	1320928-5	PLATE, STRIP GUIDE	24
-	1	-	-	1	-		690472-2	STRIPPER	22
-	1	1	1	1	1	-	2-21000-7	SCR, SKT HD CAP 8-32 X .500	21
-	4	4	4	4	4	-	21024-4	WASHER, SPRG LOCK, REG NO 8	20
-	-	1	1	-	-		691353-1	STRIPPER	19
-	1	1	1	1	1	-	21055-5	WASHER, FLAT, REG NO 6	16
-	1	1	-	-	-		679625-2	SHEAR HOLDER, FRONT (NO CUT)	13
-	1	1	1	1	1	-	3-22280-3	SPRING, COMPRESSION	12
-	1	1	1	1	1	-	1-21000-9	SCR, SKT HD CAP 6-32 X .375	11
-	-	1	1	1	1	-	1-690459-0	SHEAR HOLDER, FRONT	10
-	1	1	1	1	1	-	318707-2	FLOATING SHEAR, FRONT	9
1	1	1	1	1	1	-	4-1633107-1	ANVIL, COMBINATION .062	8
-	1	1	1	1	1	-	240641-2	SPACER	7
-	-	-	-	-	..		-	-	6
-	1	1	1	1	1	-	318701-1	DEPRESSOR, SHEAR	5
-	1	1	1	1	1	-	238011-4	BLOCK, CRIMPER SPACER	4
1	1	1	1	1	1	-	7-1583690-7	CRIMPER, INSUL O	3
-	1	1	1	1	1	-	2-455888-7	SPACER, CRIMPER	2
1	1	1	1	1	1	-	856313-8	CRIMPER, WIRE	1
-77	-6	-3	-2	-1	U/M		PART NO	DESCRIPTION	ITEM NO

THIS IS A CUSTOMER DRAWING. IT IS THE PROPERTY OF TYCO ELECTRONICS CORPORATION. IT IS TO BE USED FOR THE CUSTOMER'S EXCLUSIVE USE. IT IS NOT TO BE REPRODUCED OR TRANSMITTED IN ANY FORM OR BY ANY MEANS, ELECTRONIC OR MECHANICAL, WITHOUT THE WRITTEN PERMISSION OF TYCO ELECTRONICS CORPORATION. NO PART OF THIS DRAWING IS TO BE REPRODUCED OR TRANSMITTED IN ANY FORM OR BY ANY MEANS, ELECTRONIC OR MECHANICAL, WITHOUT THE WRITTEN PERMISSION OF TYCO ELECTRONICS CORPORATION.		DWN R.O.WILSON 30SEP2008	Tyco Electronics Tyco Electronics Harrisburg, PA 17105-3608	
CHK R.O.WILSON 30CT2008	NAME	PRODUCT SPEC	FINE ADJUST SIDE FEED HDM APPLICATOR	
APVD T.L.ELBIN 30CT2008	APPLICATION SPEC	SIZE CAGE CODE DRAWING NO	A1 00779 C=1855430	
DIMENSIONS: INCHES	TOLERANCES UNLESS OTHERWISE SPECIFIED:	WEIGHT	CUSTOMER DRAWING	
3 PLC ±.01	1 PLC ±.01	SCALE 3:5	SHEET 1 OF 1	
2 PLC ±.01	2 PLC ±.01	REV A		
1 PLC ±.01	3 PLC ±.001			
4 PLC ±.0001	4 PLC ±.0001			
FINISH	FINISH			

Mouser Electronics

Authorized Distributor

Click to View Pricing, Inventory, Delivery & Lifecycle Information:

[TE Connectivity:](#)

[1855430-2](#)