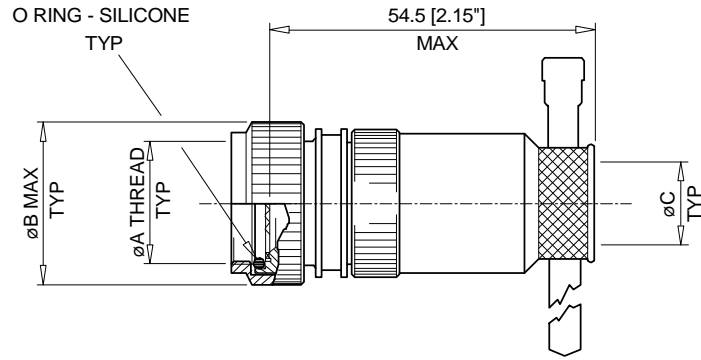


CUSTOMER DRAWING

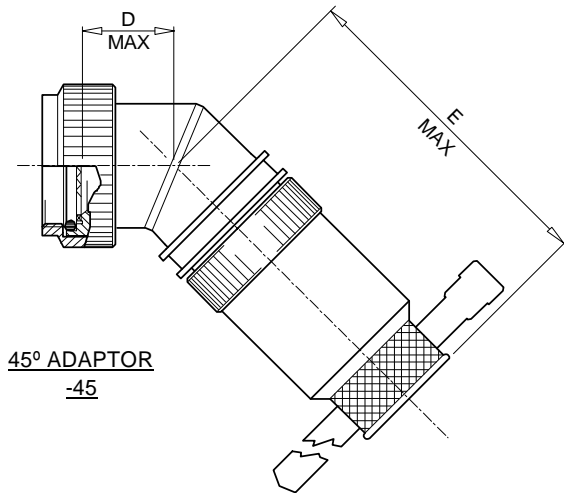
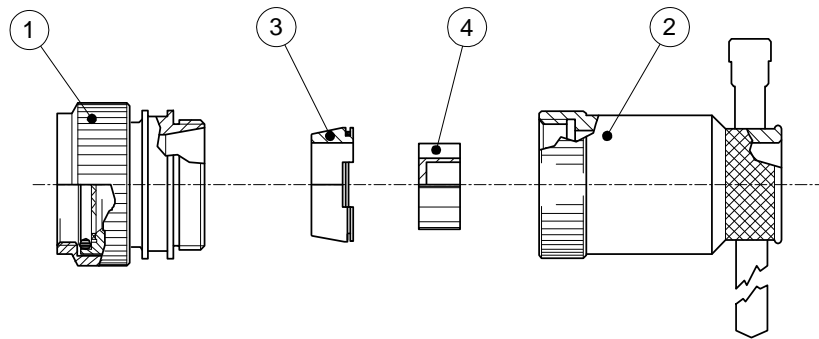
REVISED PER
ECO-12-013789

REV:
C

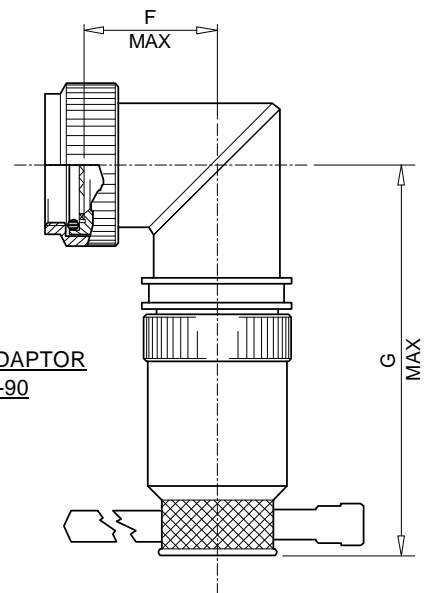
DATE:
July 26, 2012



STRAIGHT ADAPTOR
-00




45° ADAPTOR
-45



90° ADAPTOR
-90

© 2012 Tyco Electronics Corporation. All rights reserved.

	<p>Raychem Wire and Harnessing Products 300 Constitution Drive Menlo Park, CA 94025 USA</p>	<p>TITLE: HEXASHIELD ADAPTOR FOR CODE 40 CONNECTORS (BANDSTRAP CLAMPING NUT)</p>		
<p>UNLESS OTHERWISE SPECIFIED DIMENSIONS ARE IN MILLIMETERS. INCH DIMENSIONS ARE SHOWN IN BRACKETS</p>		<p>This drawing and the information set forth hereon is the property of Tyco Electronics and is to be held in trust and confidence. Publication, duplication, disclosure or use for any other purpose not expressly authorized in writing by Tyco Electronics is prohibited.</p>		
<p>DRAWN: CRJ</p>	<p>DATE: MAR 00</p>	<p>Tyco Electronics reserves the right to amend this drawing at any time. Users should evaluate the suitability of the product for their application.</p>		
<p>FILE-UK: Hex40-3scd-us</p>		<p>SCALE: NONE</p>	<p>SHEET: 1 OF 4</p>	

If this document is printed it becomes uncontrolled. Check with the web for the latest revision.

CUSTOMER DRAWING	REVISED PER ECO-12-013789	REV: C	DATE: July 26, 2012
-------------------------	------------------------------	------------------	------------------------

KIT DESCRIPTION


ITEM	DESCRIPTION	MATERIAL
1	BODY ASSEMBLY	ALUMINIUM ALLOY
2	CLAMPING NUT ASSEMBLY – BANDSTRAP	ALUMINIUM ALLOY/STAINLESS STEEL
3	CONIC RING	ALUMINIUM ALLOY
4	STAR	ALUMINIUM ALLOY

TABLE OF DIMENSIONS

Order Number	Shell Size		ØA Thread Class 6H	ØB Max	ØC ±0.10 [±.004"]	D Max	E Max	F Max	G Max	Ferrule Quantity	
	Mil.	Com.								Std.	Opt.
09	A	09	M12 x 1	19.0 [0.75"]	8.00 [0.315"]	12.5 [0.49"]	55.5 [2.17"]	16.0 [0.63"]	57.0 [2.24"]	1	-
11	B	11	M15 x 1	22.0 [0.87"]	13.5 [0.531"]	13.0 [0.51"]	56.0 [2.20"]	17.5 [0.69"]	58.5 [2.30"]	2	-
13	C	13	M18 x 1	25.5 [1.00"]	15.00 [0.591"]	14.0 [0.55"]	56.5 [2.22"]	19.0 [0.75"]	61.5 [2.42"]	3	-
15	D	15	M22 x 1	30.5 [1.20"]	18.00 [0.709"]	14.5 [0.57"]	57.5 [2.26"]	20.5 [0.81"]	63.5 [2.50"]	5	-
17	E	17	M25 x 1	33.5 [1.32"]	21.00 [0.827"]	15.0 [0.59"]	58.0 [2.28"]	22.0 [0.87"]	65.0 [2.56"]	6	7
19	F	19	M28 x 1	37.0 [1.46"]	24.00 [0.945"]	15.5 [0.61"]	58.5 [2.30"]	23.5 [0.93"]	66.0 [2.60"]	7	8
21	G	21	M31 x 1	38.5 [1.52"]	27.00 [1.063"]	16.5 [0.65"]	59.0 [2.32"]	25.5 [1.00"]	67.5 [2.66"]	9	11
23	H	23	M34 x 1	42.0 [1.65"]	30.00 [1.181"]	17.0 [0.67"]	60.0 [2.36"]	27.0 [1.06"]	69.5 [2.74"]	10	13
25	J	25	M37 x 1	46.5 [1.83"]	33.00 [1.299"]	18.0 [0.71"]	61.0 [2.40"]	28.5 [1.12"]	71.0 [2.80"]	12	17

© 2012 Tyco Electronics Corporation. All rights reserved.

© 2012 Tyco Electronics Corporation. All rights reserved.

		Raychem Wire and Harnessing Products 300 Constitution Drive Menlo Park, CA 94025 USA		TITLE: HEXASHIELD ADAPTOR FOR CODE 40 CONNECTORS (BANDSTRAP CLAMPING NUT)		
UNLESS OTHERWISE SPECIFIED DIMENSIONS ARE IN MILLIMETERS. INCH DIMENSIONS ARE SHOWN IN BRACKETS		This drawing and the information set forth hereon is the property of Tyco Electronics and is to be held in trust and confidence. Publication, duplication, disclosure or use for any other purpose not expressly authorized in writing by Tyco Electronics is prohibited.		DOCUMENT NO. HEX40-AY-YY-YY-AYY-3-YY		
DRAWN: CRJ	DATE: MAR 00	Tyco Electronics reserves the right to amend this drawing at any time. Users should evaluate the suitability of the product for their application.		FILE-UK: Hex40-3scd-us	SCALE: NONE	SHEET: 2 OF 4

If this document is printed it becomes uncontrolled. Check with the web for the latest revision.

CUSTOMER DRAWING	REVISED PER ECO-12-013789	REV: C	DATE: July 26, 2012
-------------------------	------------------------------	------------------	------------------------

PART NUMBERING

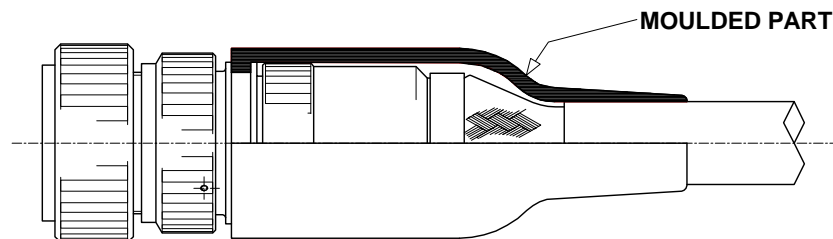
	HEX40	-A	B	-00	-21	-A9	-3	-DS
- CONNECTOR CODE NUMBER								
HEX40 = MIL-C-38999 SERIES III AND IV								
- MATERIAL CODE:								
A = ALUMINIUM ALLOY								
- PLATING CODE:								
B = CADMIUM OLIVE DRAB TO QQ-P416								
C = ELECTROLESS NICKEL TO MIL-C-26074								
- BODY STYLE								
00 = STRAIGHT								
45 = 45°								
90 = 90°								
- ORDER NUMBER								
- FERRULE QUANTITY CODE								
- 3 = BANDSTRAP CLAMPING NUT								
- DS = DRILLED STAR - OPTIONAL - SEE NOTE 2								

APPLICATION

- These adaptors are designed to be mounted on the following connectors:


MIL-C-38999 Series III and IV

- They are qualified to the Raychem specification RB-114, when installed on metallic Mil-Specification circular connectors only.
- They are designed primarily for open wire bundle installation having an overall braid, but are also designed to accept Raychem heat shrink moulded parts where strain relief is required – see illustration.



- Use in conjunction with the ferrules HET-A-***, which are purchased separately. Refer to HET-A-*** S.C.D. for relevant selection details.

© 2012 Tyco Electronics Corporation. All rights reserved.

		Raychem Wire and Harnessing Products 300 Constitution Drive Menlo Park, CA 94025 USA		TITLE: HEXASHIELD ADAPTOR FOR CODE 40 CONNECTORS (BANDSTRAP CLAMPING NUT)		
UNLESS OTHERWISE SPECIFIED DIMENSIONS ARE IN MILLIMETERS. INCH DIMENSIONS ARE SHOWN IN BRACKETS		This drawing and the information set forth hereon is the property of Tyco Electronics and is to be held in trust and confidence. Publication, duplication, disclosure or use for any other purpose not expressly authorized in writing by Tyco Electronics is prohibited.		DOCUMENT NO. HEX40-AY-YY-YY-AYY-3-YY		
DRAWN: CRJ	DATE: MAR 00	Tyco Electronics reserves the right to amend this drawing at any time. Users should evaluate the suitability of the product for their application.		FILE-UK: Hex40-3scd-us	SCALE: NONE	SHEET: 3 OF 4

If this document is printed it becomes uncontrolled. Check with the web for the latest revision.

CUSTOMER DRAWING

REVISED PER
ECO-12-013789

REV:
C

DATE:
July 26, 2012

INSTALLATION

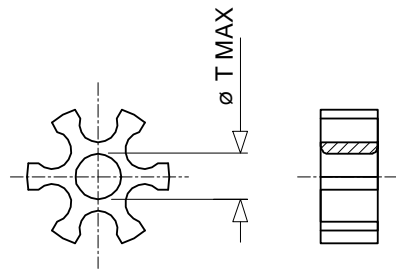
- See Installation Procedure RPIP-696-04.

PACKAGING

- All components are supplied in a plastic bag.

NOTES!

- Item 4 - Star - is **not** supplied with Hexashield Order Number 09.
- The DS option, illustrated below, is for a Drilled Star that is available on sizes 15 to 25 only. This option is to allow unshielded wires to pass through the assembly.

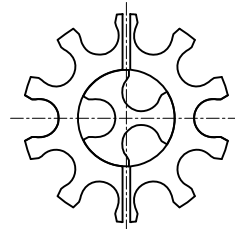


STAR SIZE	15	17	19	21	23	25
Ø T MAX	3.5 [0.14"]	6.5 [0.26"]	9.5 [0.37"]	12.5 [0.48"]	15.5 [0.61"]	18.5 [0.73"]

- Where the ferrule quantities required are standard, the item 4 - Star - is also standard.
If the optional quantity is selected then 2 items 4 will be supplied - one "split" and the other one standard.
See below for illustration.

EXAMPLE: FERRULE QUANTITY CODE -A13


-A13 = -A10 SPLIT STAR + -A3 STANDARD STAR



* On Order Number 19 only, the Optional Ferrule quantity of 8 uses a "standard" star also.

- Assembly is to be permanently marked with Code Identity Number and Part Number.
(e.g. 06090 HEX40-AB-00-21-A9-3)

© 2012 Tyco Electronics Corporation. All rights reserved.

		Raychem Wire and Harnessing Products 300 Constitution Drive Menlo Park, CA 94025 USA		TITLE: HEXASHIELD ADAPTOR FOR CODE 40 CONNECTORS (BANDSTRAP CLAMPING NUT)		
UNLESS OTHERWISE SPECIFIED DIMENSIONS ARE IN MILLIMETERS. INCH DIMENSIONS ARE SHOWN IN BRACKETS		This drawing and the information set forth hereon is the property of Tyco Electronics and is to be held in trust and confidence. Publication, duplication, disclosure or use for any other purpose not expressly authorized in writing by Tyco Electronics is prohibited.		DOCUMENT NO. HEX40-AY-YY-YY-AYY-3-YY		
DRAWN: CRJ	DATE: MAR 00	Tyco Electronics reserves the right to amend this drawing at any time. Users should evaluate the suitability of the product for their application.		FILE-UK: Hex40-3scd-us	SCALE: NONE	SHEET: 4 OF 4

If this document is printed it becomes uncontrolled. Check with the web for the latest revision.

Mouser Electronics

Authorized Distributor

Click to View Pricing, Inventory, Delivery & Lifecycle Information:

[TE Connectivity:](#)

[HEX40-AC-90-11-A2-3](#)