

PCB terminal block - PTSA 0,5/21-2,5-Z - 1990193

Please be informed that the data shown in this PDF Document is generated from our Online Catalog. Please find the complete data in the user's documentation. Our General Terms of Use for Downloads are valid (<http://phoenixcontact.com/download>)

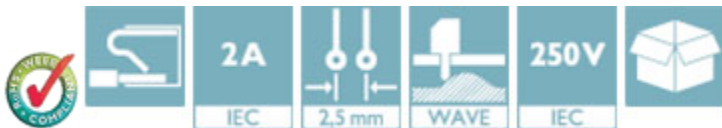


PCB terminal block, Nominal current: 2 A, Nom. voltage: 250 V, Pitch: 2.5 mm, Number of positions: 21, Connection method: Push-in spring connection, Mounting: Wave soldering, Conductor/PCB connection direction: 45 °, Color: green, Offset soldering legs, two-rowed

The figure shows a 10-position version of the product

Product Features

- Compact design with easy actuation and direct plug-in technology
- Dielectric strength and mechanical stability increased thanks to zigzag pinning. Pinning always starts at the front right position. Special pinning versions are available on request.



Key Commercial Data

| | |
|--------------------------------------|----------|
| Packing unit | 1 pc |
| Minimum order quantity | 50 pc |
| Weight per Piece (excluding packing) | 9.64 g |
| Custom tariff number | 85369010 |
| Country of origin | Poland |

Technical data

Dimensions

| | |
|--------------------------|---------------|
| Length | 12 mm |
| Pitch | 2.50 mm |
| Dimension a | 50 mm |
| Width | 54 mm |
| Constructional height | 13.1 mm |
| Height | 16.7 mm |
| Length of the solder pin | 3.6 mm |
| Pin dimensions | 0,4 x 0,75 mm |
| Pin spacing | 2.5 mm |

PCB terminal block - PTSA 0,5/21-2,5-Z - 1990193

Technical data

Dimensions

| | |
|---------------|------|
| Hole diameter | 1 mm |
|---------------|------|

General

| | |
|--|---------------------|
| Range of articles | PTSA 0,5 |
| Rated surge voltage (III/3) | 2.5 kV |
| Rated surge voltage (III/2) | 2.5 kV |
| Rated surge voltage (II/2) | 2.5 kV |
| Rated voltage (III/3) | 160 V |
| Rated voltage (III/2) | 250 V |
| Rated voltage (II/2) | 400 V |
| Connection in acc. with standard | EN-VDE |
| Nominal current I_N | 2 A |
| Nominal cross section | 0.5 mm ² |
| Maximum load current | 2 A |
| Insulating material | PA |
| Solder pin surface | Sn |
| Flammability rating according to UL 94 | V0 |
| Stripping length | 9 mm |
| Number of positions | 21 |

Connection data

| | |
|---------------------------------------|----------------------|
| Conductor cross section solid min. | 0.14 mm ² |
| Conductor cross section solid max. | 0.5 mm ² |
| Conductor cross section flexible min. | 0.2 mm ² |
| Conductor cross section flexible max. | 0.5 mm ² |
| Conductor cross section AWG min. | 24 |
| Conductor cross section AWG max. | 20 |

Standards and Regulations

| | |
|--|--------|
| Connection in acc. with standard | EN-VDE |
| | CUL |
| Flammability rating according to UL 94 | V0 |

Classifications

eCl@ss

| | |
|------------|----------|
| eCl@ss 4.0 | 272607xx |
| eCl@ss 4.1 | 27260701 |
| eCl@ss 5.0 | 27141190 |

PCB terminal block - PTSA 0,5/21-2,5-Z - 1990193

Classifications

eCl@ss

| | |
|------------|----------|
| eCl@ss 5.1 | 27141190 |
| eCl@ss 6.0 | 27261101 |
| eCl@ss 7.0 | 27440401 |
| eCl@ss 8.0 | 27440401 |
| eCl@ss 9.0 | 27440401 |

ETIM

| | |
|----------|----------|
| ETIM 3.0 | EC001121 |
| ETIM 4.0 | EC002643 |
| ETIM 5.0 | EC002643 |

UNSPSC

| | |
|---------------|----------|
| UNSPSC 6.01 | 30211801 |
| UNSPSC 7.0901 | 39121432 |
| UNSPSC 11 | 34131203 |
| UNSPSC 12.01 | 39121432 |
| UNSPSC 13.2 | 39121432 |

Approvals

Approvals


Approvals

UL Recognized / VDE Gutachten mit Fertigungsüberwachung / cUL Recognized / CCA / EAC / EAC / cULus Recognized

Ex Approvals

Approvals submitted


Approval details

| | | |
|---|-------|-------|
| UL Recognized  | | |
| | B | D |
| mm ² /AWG/kcmil | 26-20 | 26-20 |


PCB terminal block - PTSA 0,5/21-2,5-Z - 1990193

Approvals

| | B | D |
|--------------------------------|-------|-------|
| Nominal current I _N | 2 A | 2 A |
| Nominal voltage U _N | 300 V | 300 V |

VDE Gutachten mit Fertigungsüberwachung 

| mm ² /AWG/kcmil | 0.5 |
|--------------------------------|-------|
| Nominal current I _N | 2 A |
| Nominal voltage U _N | 250 V |

cUL Recognized 

| | B | D |
|--------------------------------|-------|-------|
| mm ² /AWG/kcmil | 26-20 | 26-20 |
| Nominal current I _N | 2 A | 2 A |
| Nominal voltage U _N | 300 V | 300 V |

CCA

| mm ² /AWG/kcmil | 0.5 |
|--------------------------------|-----|
| Nominal current I _N | 2 A |

EAC

EAC

cULus Recognized 

Accessories

Accessories

Screwdriver tools

PCB terminal block - PTSA 0,5/21-2,5-Z - 1990193

Accessories

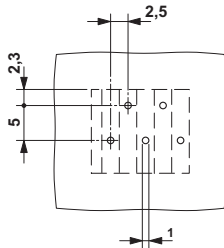
Screwdriver - SZF 0-0,4X2,5 - 1204504



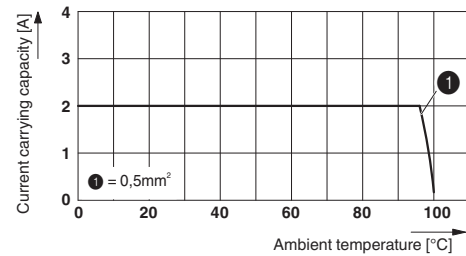
Actuation tool, for ST terminal blocks, also suitable for use as a bladed screwdriver, size: 0.4 x 2.5 x 75 mm, 2-component grip, with non-slip grip

Drawings

Drilling diagram



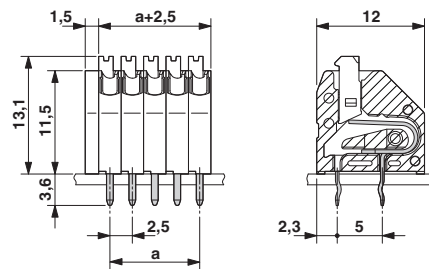
Diagram



The illustration shows the 5-pos. version – Zig-zag pinning starts at the right-hand position. Other pinning available on request.

Derating diagram for 5 pins; reduction factor=1

Dimensional drawing



The illustration shows the 5-pos. version

Mouser Electronics

Authorized Distributor

Click to View Pricing, Inventory, Delivery & Lifecycle Information:

[Phoenix Contact:](#)

[1990193](#)