

THIS DRAWING IS UNPUBLISHED.

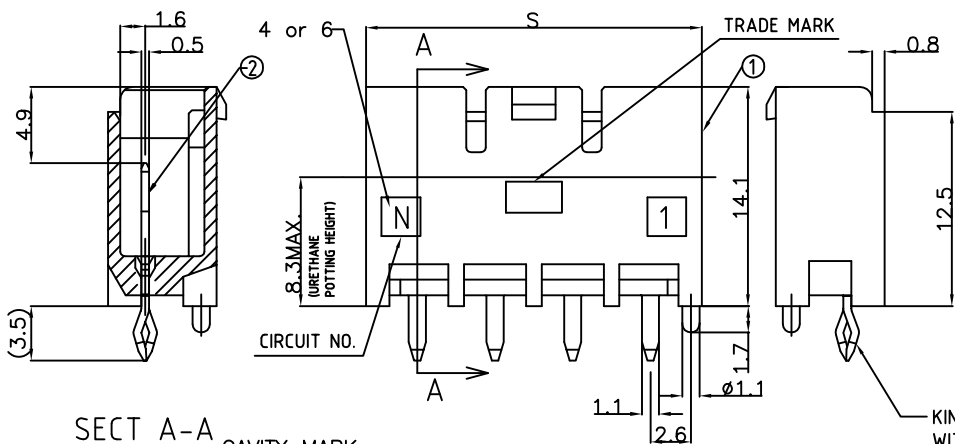
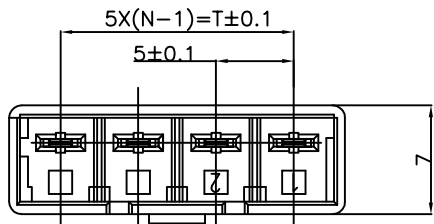
RELEASED FOR PUBLICATION

ALL RIGHTS RESERVED.

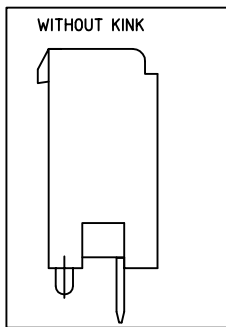
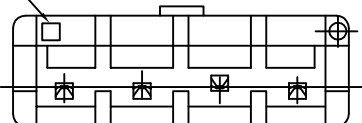
© COPYRIGHT - By -

REVISIONS

P	LTR	DESCRIPTION	DATE	DWN	APVD
E3		REVISED PER ECO-17-015389	19OCT2017	CX	DZ

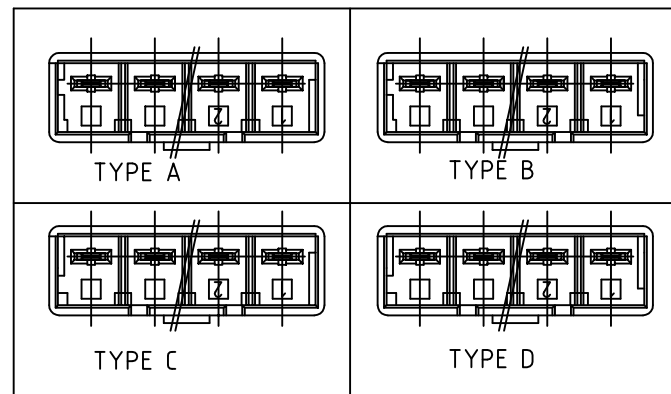


SECT A-A CAVITY MARK



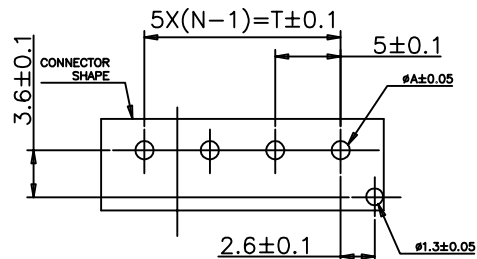
KINK SHAPE: WITHOUT KINK IS STRAIGHT SHAPE OF TINE.

THE TYPE OF KEYING



NO.	NAME	MATERIAL
②	HEADER HOUSING	6/6 NYLON GRASS FILLED/ NYLON 6
①	TAB	COPPER ALLOY TIN PLATED

△	25	31.6	6	1376391-1	WITH KINK	TYPE A	NATURAL	5Pos	6-1376385-1	
△	25	31.6	6	1376391-1	WITHOUT KINK	TYPE A	NATURAL	6Pos	5-1376385-1	
△	25	31.6	6	3-1376391-4	WITH KINK	TYPE D	YELLOW	6Pos	3-1376385-4	
△	25	31.6	6	2-1376391-3	WITH KINK	TYPE C	BLUE	6Pos	2-1376385-3	
△	25	31.6	6	1-1376391-2	WITH KINK	TYPE B	RED	6Pos	1-1376385-2	
△	25	31.6	6	1376391-1	WITH KINK	TYPE A	NATURAL	6Pos	1376385-1	
△	15	21.6	4	1376390-5	WITH KINK	TYPE A	NATURAL	4Pos	1-1376384-6	
△	15	21.6	4	1-1376390-5	WITH KINK	TYPE B	RED	4Pos	1-1376384-5	
△	15	21.6	4	1376390-1	WITHOUT KINK	TYPE A	NATURAL	4Pos	5-1376384-1	
△	15	21.6	4	3-1376390-4	WITH KINK	TYPE D	YELLOW	4Pos	3-1376384-4	
△	15	21.6	4	2-1376390-3	WITH KINK	TYPE C	BLUE	4Pos	2-1376384-3	
△	15	21.6	4	1-1376390-2	WITH KINK	TYPE B	RED	4Pos	1-1376384-2	
△	15	21.6	4	1376390-1	WITH KINK	TYPE A	NATURAL	4Pos	1376384-1	
T	S	N	DIMENSION		MATING CONN. P/N	WITH/WITHOUT KINK	TYPE OF KEYING	Color	Pos	PART NO.



	DIM A
PUNCHING	1.25
DRILLING	1.4

RECOMMENDED PCB HOLES

- △ 1 RECOMMENDED P.C.B LAY OUT. APPLICABLE P.C.B. THICKNESS:1.6.
- △ 2 MATING CONN. P/N PLUG HOUSING-SEE TABLE.
- △ 3 PARTS COMPLY WITH GLOW WIRE REQUIREMENT FOR PARTS OF NON-METALLIC MATERIAL SUPPORTING A CURRENT-CARRYING CONNECTION DETAILED IN IEC 60335-1. SECTION 30 (GWT).
- △ 4 NYLON 6, GWT, V-2.
- △ 5 NYLON 66, GWT, V-0.
- △ 6 THE PART 6-1376385-1 IS THE SAME AS 1376385-1 BUT REMOVE THE SECOND PIN.

THIS DRAWING IS A CONTROLLED DOCUMENT.

DIMENSIONS:	TOLERANCES UNLESS OTHERWISE SPECIFIED:
mm	
Ø	PLC ± 0.2
1	PLC ±
2	PLC ±
3	PLC ±
4	PLC ±
ANGLES	± 1°
MATERIAL	FINISH
SEE TABLE	SEE TABLE

DWN	A.OISHI	28AUG'00
CHK	Y.KASHIWA	28AUG'00
APVD	Y.KASHIWA	28AUG'00
PRODUCT SPEC	108-5699	
APPLICATION SPEC	114-5292	
WEIGHT		



5.0 POWER KEY CONNECTOR 4P HEADER ASSEMBLY

SIZE	CAGE CODE	DRAWING NO	RESTRICTED TO
A300779	C=1376384		-

CUSTOMER DRAWING	SCALE 3:1	SHEET 1 OF 1	REV E3
------------------	-----------	--------------	--------