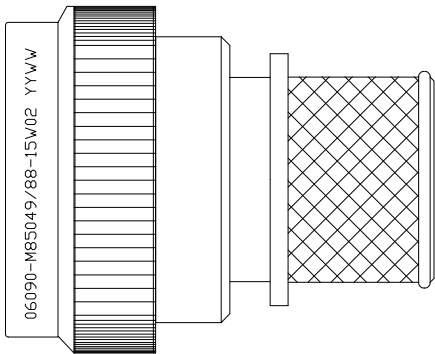

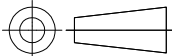


REVISIONS					
P	LTR	DESCRIPTION	DATE	DWN	APVD
	E	REV PER ECO 17-004704	6-5-17	CT	EH

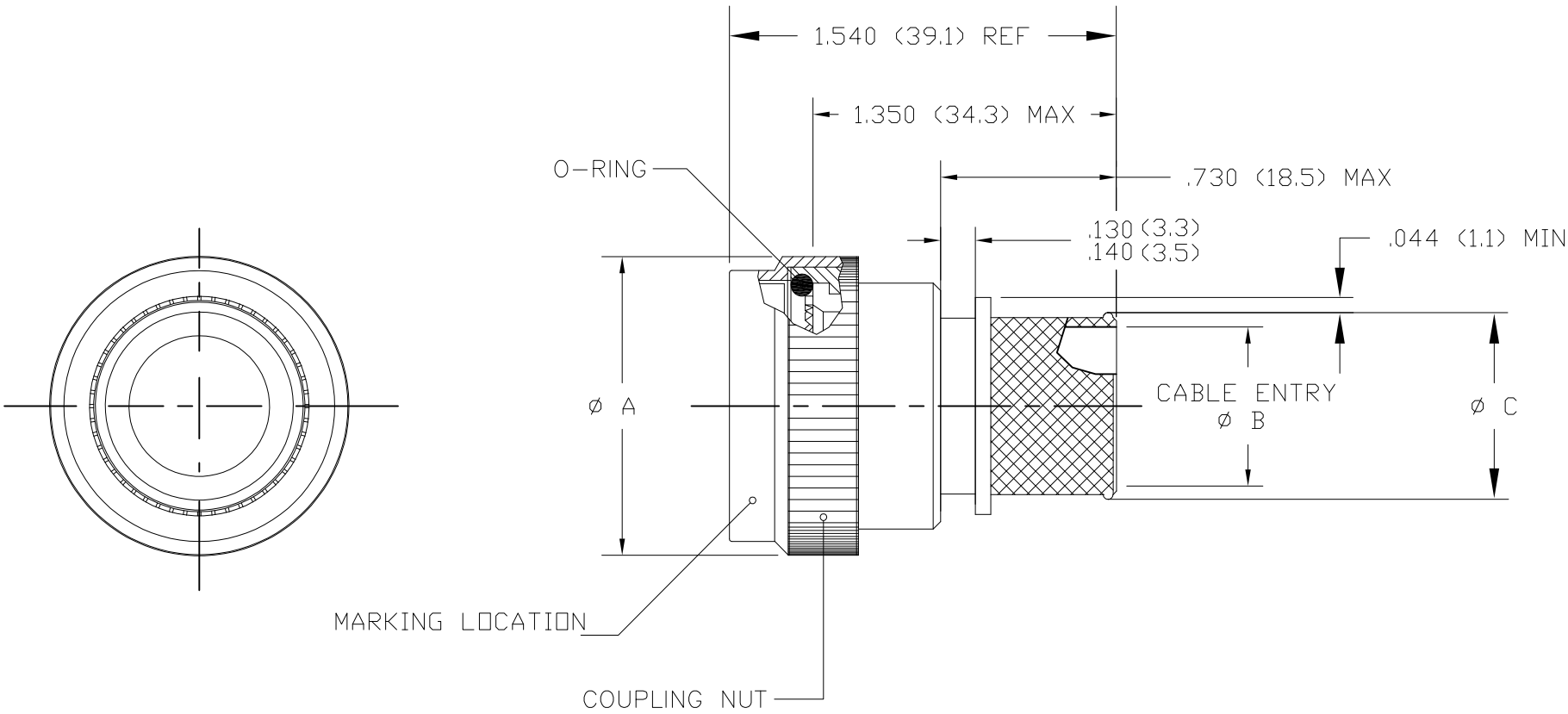


SELF-LOCKING  
SHIELD BAND TERMINATION  
SHRINK BOOT ACCOMMODATION ADAPTER

1. THIS PRODUCT IS DESIGNED TO TERMINATE A BRAIDED CABLE SHIELD AND A HEAT SHRINKABLE LIPPED BOOT TO A CONNECTOR, AND DESIGNED TO MEET PERFORMANCE REQUIREMENT OF AS85049/88.
2. ALL COMPONENTS SHALL BE PACKAGED AND SUPPLIED IN A PLASTIC BAG AND LABELED WITH M85049/88 DESIGNATION e g. M85049/88-15W02.
3. PART SUPPLIED WITH STANDARD DETENTED SELF-LOCKING WHICH PROVIDES A POSITIVE AUDIBLE DETENTED COUPLING.
4. THIS ADAPTER MATES TO MIL-DTL-38999 SERIES III AND MIL-DTL-38999 SERIES IV CONNECTORS.
5. FOR MATERIAL AND FINISH INFORMATION REFER TO R85049.  
FOR ALTERNATIVE MATERIALS AND PLATING FINISHES CONTACT TE CONNECTIVITY.

THIS DRAWING IS A CONTROLLED DOCUMENT.		DWN C.C.THOMAS 05JUN2017		 TE Connectivity							
		CHK E.HALEY 6-5-17									
DIMENSIONS: INCHES		TOLERANCES UNLESS OTHERWISE SPECIFIED:		NAME  BACKSHELL, STRAIGHT, SELF-LOCKING, SHIELD BAND TERMINATION, SHRINK BOOT ADAPTER  -							
		0 PLC ± -									
		1 PLC ± -									
		2 PLC ± -									
		3 PLC ± -		SIZE CAGE CODE DRAWING NO RESTRICTED TO							
		4 PLC ± -									
		ANGLES ± -									
MATERIAL -		FINISH -		APVD E.HALEY 6-5-17		A306090		C-R85049/88		-	
				PRODUCT SPEC -		A306090		C-R85049/88		-	
				APPLICATION SPEC -		A306090		C-R85049/88		-	
				WEIGHT 0		A306090		C-R85049/88		-	
CUSTOMER DRAWING						SCALE NTS		SHEET 1 OF 3		REV E	


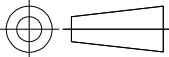
REVISIONS					
P	LTR	DESCRIPTION	DATE	DWN	APVD
	—	SEE SHEET 1	—	—	—



PART NUMBERING

R85049/88 - 15 W 02

- SPECIFICATION SHEET
- CONFIGURATION:
  - (DASH) DETENTED SELF-LOCKING
- ORDER NO.
- FINISH
- ENTRY SIZE

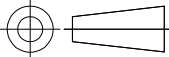
THIS DRAWING IS A CONTROLLED DOCUMENT.		DWN C.C.THOMAS 05JUN2017		<div>TE Connectivity</div>				
DIMENSIONS: INCHES		CHK E.HALEY 6-5-17						
	TOLERANCES UNLESS OTHERWISE SPECIFIED:  0 PLC ± - 1 PLC ± - 2 PLC ± - 3 PLC ± - 4 PLC ± - ANGLES ± -		APVD E.HALEY 6-5-17		NAME  BACKSHELL, STRAIGHT, SELF-LOCKING, SHIELD BAND TERMINATION SHRINK BOOT ADAPTER  -			
			PRODUCT SPEC  -					
			APPLICATION SPEC  -					
			WEIGHT -					
MATERIAL  -	FINISH  -		SIZE A3		CAGE CODE 00779	DRAWING NO C-R85049/88	RESTRICTED TO  -	
CUSTOMER DRAWING						SCALE NTS	SHEET 2 OF 3	REV E

REVISIONS					
P	LTR	DESCRIPTION	DATE	DWN	APVD
	-	SEE SHEET 1	-	-	-

TABLE I - SHELL SIZE AND DIMENSIONS						
ORDER NUMBER	SHELL SIZE	A MAX DIA	B DIA ±.010 ENTRY SIZE		C DIA REF	
			Ø2	Ø3	Ø2	Ø3
9	A	.858 (21.8)	N/A	.250 (6.4)	N/A	.395 (10.0)
11	B	.984 (25.0)	N/A	.312 (7.9)	N/A	.457 (11.6)
13	C	1.157 (29.4)	.312 (7.9)	.438 (11.1)	.457 (11.6)	.583 (14.8)
15	D	1.279 (32.5)	.438 (11.1)	.562 (14.3)	.583 (14.8)	.707 (18.0)
17	E	1.406 (35.7)	.500 (12.7)	.625 (15.9)	.645 (16.4)	.770 (19.6)
19	F	1.516 (38.5)	.625 (15.9)	.750 (19.1)	.770 (19.6)	.895 (22.7)
21	G	1.642 (41.7)	.625 (15.9)	.812 (20.6)	.770 (19.6)	.957 (24.3)
23	H	1.768 (44.9)	.688 (17.5)	.938 (23.8)	.829 (21.1)	1.083 (27.5)
25	J	1.889 (48.0)	.750 (19.1)	1.000 (25.4)	.895 (22.7)	1.145 (29.1)

THIS DRAWING IS A CONTROLLED DOCUMENT.

DIMENSIONS:  
INCHES



MATERIAL  
-

FINISH  
-

DWN  
C.C.THOMAS  
05JUN2017

CHK  
E.HALEY  
6-5-17

APVD  
E.HALEY  
6-5-17

PRODUCT SPEC  
-

APPLICATION SPEC  
-


WEIGHT  
-

CUSTOMER DRAWING

SCALE  
NTS

SHEET  
3 OF 3

REV  
E

TE Connectivity

NAME  
BACKSHELL, STRAIGHT, SELF-LOCKING,  
SHIELD BAND TERMINATION SHRINK BOOT ADAPTER

SIZE  
A3

CAGE CODE  
00779

DRAWING NO  
C-R85049/88

RESTRICTED TO  
-

# Mouser Electronics

Authorized Distributor

Click to View Pricing, Inventory, Delivery & Lifecycle Information:

[TE Connectivity:](#)

[R85049/88-15W03](#)