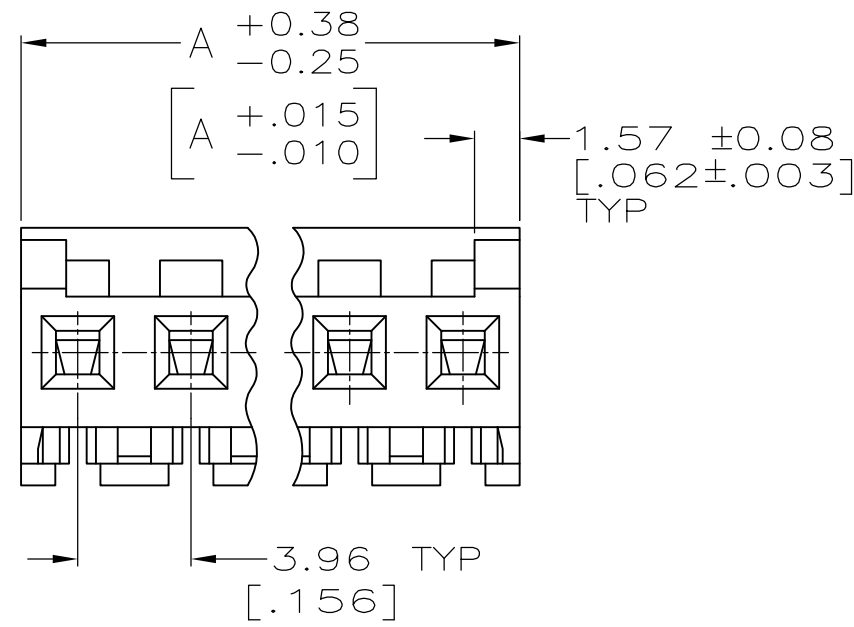
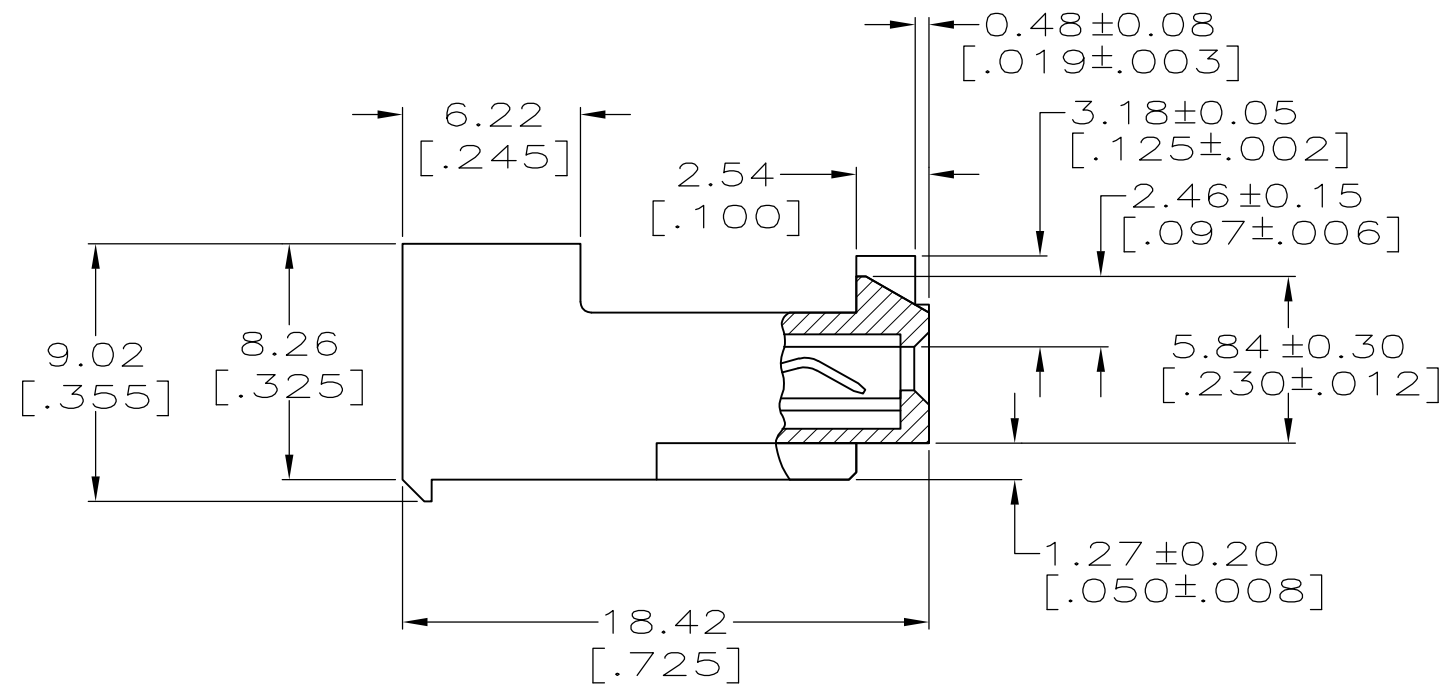
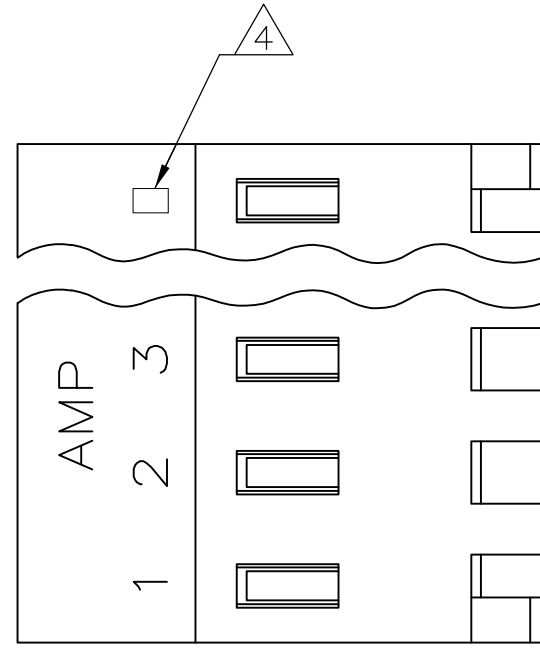


THIS DRAWING IS UNPUBLISHED. RELEASED FOR PUBLICATION  
 © COPYRIGHT - By - TE CONNECTIVITY ALL RIGHTS RESERVED.

LOC	DIST	REVISIONS			
P	LTR	DESCRIPTION	DATE	DWN	APVD
CM	00	M2	REVISED PER ECR-15-006687	21OCT2015	NK NL



1 MATERIAL: CONNECTOR - NYLON UL94V-2 (ORANGE).  
 CONTACTS - 0.00076[.000030] GOLD THK OR 0.00008[.000003] MIN THK  
 GOLD FLASH OVER 0.00068[.000027] THK PALLADIUM NICKEL,  
 PER TE CONNECTIVITY'S DISCRETION. IN CONTACT  
 AREA WITH MATTE TIN FOR -2 THRU -28,  
 MATTE WHISKER MITIGATED TIN FOR 3-644460-2  
 THRU 4-644460-8 OVER NICKEL UNDERPLATE.

2 CONTACTS ACCEPT 18 AWG WIRE WITH 2.41[.095] MAX  
 INSULATION DIAMETER.

3 CONTACTS MUST ACCEPT 1.14±0.03[.045±.001]  
 POST AND REMAIN LOCKED IN POSITION.

4 IDENTIFICATION NUMBER FOR LAST CIRCUIT MAY  
 NOT APPEAR ON ALL ASSEMBLIES.

5 DIMENSIONS IN BRACKETS ARE IN INCHES.

6 HOUSING FEATURES ARE: CLOSED END WITH LOCKING  
 RAMP AND POLARIZING TAB.

7 OBSOLETE PARTS: OBSOLETE CIS STREAMLINING PER D.RENAUD/D.SINISI

NO	DESCRIPTION	DATE	DWN	APVD
NO	71.32[2.808]	18	4-644460-8	
NO	67.36[2.652]	17	4-644460-7	
NO	63.40[2.496]	16	4-644460-6	
NO	59.44[2.340]	15	4-644460-5	
NO	55.47[2.184]	14	4-644460-4	
NO	51.51[2.028]	13	4-644460-3	
NO	47.55[1.872]	12	4-644460-2	
NO	43.59[1.716]	11	4-644460-1	
NO	39.62[1.560]	10	4-644460-0	
NO	35.66[1.404]	9	3-644460-9	
NO	31.70[1.248]	8	3-644460-8	
NO	27.74[1.092]	7	3-644460-7	
NO	23.77[.936]	6	3-644460-6	
NO	19.81[.780]	5	3-644460-5	
NO	15.85[.624]	4	3-644460-4	
NO	11.89[.468]	3	3-644460-3	
NO	7.92[.312]	2	3-644460-2	

OBSOLETE NO 71.32[2.808] 18 1-644460-8

7 SUPERSEDED BY 4-644460-6 NO 63.40[2.496] 16 1-644460-6

OBSOLETE NO 59.44[2.340] 15 1-644460-5

OBSOLETE NO 47.55[1.872] 12 1-644460-2  
 NO 43.59[1.716] 11 1-644460-1  
 NO 39.62[1.560] 10 1-644460-0  
 NO 35.66[1.404] 9 644460-9  
 NO 31.70[1.248] 8 644460-8  
 NO 27.74[1.092] 7 644460-7  
 NO 23.77[.936] 6 644460-6  
 NO 19.81[.780] 5 644460-5  
 NO 15.85[.624] 4 644460-4  
 NO 11.89[.468] 3 644460-3  
 NO 7.92[.312] 2 644460-2

LEADFREE DIM A NO. OF CIRCUITS PART NO.

THIS DRAWING IS A CONTROLLED DOCUMENT.		DWN K. WHITAKER 15MAR2004		
DIMENSIONS: mm [INCHES]		CHK D. BOSSI 15-MAR-04		
TOLERANCES UNLESS OTHERWISE SPECIFIED:		APVD D. BOSSI 15-MAR-04	NAME	
0 PLC ± -		PRODUCT SPEC	MTA-156 CONNECTOR ASSEMBLY, 18 AWG, STANDARD	
1 PLC ± -		APPLICATION SPEC	SIZE	CAGE CODE
2 PLC ± 0.13 [.005]		114-1020	A2	00779
3 PLC ± -		WEIGHT	DRAWING NO	RESTRICTED TO
4 PLC ± -		-	C=644460	-
ANGLES ± 0°30'		CUSTOMER DRAWING	SCALE	SHEET
FINISH		1	4:1	1 OF 1
1		REV	M2	