

## Bus coupler - IBS IL 24 BK-T/U-PAC - 2861580

Please be informed that the data shown in this PDF Document is generated from our Online Catalog. Please find the complete data in the user's documentation. Our General Terms of Use for Downloads are valid (<http://phoenixcontact.com/download>)



Inline, Bus coupler, INTERBUS remote bus, Inline shield connector, Transmission speed in the local bus 500 kBit/s, Degree of protection IP20, including Inline connectors and marking fields

### Product Features

- Remote bus connections using copper technology
- Electrical isolation
- Approved for use in potentially explosive areas (refer to data sheet)



### Key Commercial Data

Packing unit	1 pc
Weight per Piece (excluding packing)	269.8 g
Custom tariff number	85389091
Country of origin	Germany

### Technical data

#### Note

Utilization restriction	EMC: class A product, see manufacturer's declaration in the download area
-------------------------	---

#### Dimensions

Width	48.8 mm
Height	135 mm
Depth	71.5 mm

#### Ambient conditions

Ambient temperature (operation)	-25 °C ... 55 °C
Ambient temperature (storage/transport)	-25 °C ... 85 °C
Permissible humidity (operation)	10 % ... 95 % (according to DIN EN 61131-2)

## Bus coupler - IBS IL 24 BK-T/U-PAC - 2861580

### Technical data

#### Ambient conditions

Permissible humidity (storage/transport)	10 % ... 95 % (according to DIN EN 61131-2)
Air pressure (operation)	80 kPa ... 106 kPa (up to 3000 m above sea level)
Air pressure (storage/transport)	70 kPa ... 106 kPa (up to 3000 m above sea level)
Degree of protection	IP20

#### General

Mounting type	DIN rail
Net weight	214 g
Note on weight specifications	with connectors

#### Interfaces

Fieldbus system	INTERBUS
Designation	INTERBUS
Connection method	Inline shield connector
Transmission speed	500 kBit/s
Transmission physics	Copper
Fieldbus system	Lokalbus
Designation	Inline local bus
Connection method	Inline data jumper
Transmission speed	500 kBit/s

#### System limits of the bus coupler

Number of local bus devices that can be connected	max. 63
Number of devices with parameter channel	62
Number of supported branch terminals with remote bus branch	max. 15

#### Power supply for module electronics

Connection method	Inline connector
Supply voltage	24 V DC (via Inline connector)
Supply voltage range	19.2 V DC ... 30 V DC (including all tolerances, including ripple)
Current consumption	max. 1.25 A (with max. number of connected I/O terminal blocks)

#### Inline potentials

Communications power $U_L$	7.5 V DC $\pm 5\%$
Power supply at $U_L$	max. 2 A DC (observe derating)
Main circuit supply $U_M$	24 V DC -15 % / +20 % (acc. to EN 61131-2)
Power supply at $U_M$	max. 8 A DC (Sum of $U_M$ + $U_S$ )
Segment circuit supply $U_S$	24 V DC -15 % / +20 % (acc. to EN 61131-2)
Power supply at $U_S$	max. 8 A DC (Sum of $U_M$ + $U_S$ )
I/O supply voltage $U_{ANA}$	24 V DC -15 % / +20 %

## Bus coupler - IBS IL 24 BK-T/U-PAC - 2861580

### Technical data

#### Inline potentials

Power supply at $U_{ANA}$	max. 0.5 A DC (observe derating)
---------------------------	----------------------------------

#### Standards and Regulations

Test section	5 V supply, incoming remote bus/5 V supply outgoing remote bus 500 V AC 50 Hz 1 min.
	5 V supply, incoming remote bus/7.5 V logics supply, 24 V analog supply, 24 V bus terminal module supply 500 V AC 50 Hz 1 min.
	5 V supply, incoming remote bus/24 V main supply, 24 V segment supply 500 V AC 50 Hz 1 min.
	5 V supply incoming remote bus / functional earth ground 500 V AC 50 Hz 1 min.
	5 V supply, outgoing remote bus/24 V main supply, 24 V segment supply 500 V AC 50 Hz 1 min.
	5 V supply, outgoing remote bus/7.5 V logics supply, 24 V analog supply, 24 V bus terminal module supply 500 V AC 50 Hz 1 min.
	5 V supply outgoing remote bus / functional earth ground 500 V AC 50 Hz 1 min.
	7.5 V logics supply, 24 V analog supply, 24 V bus terminal module supply / functional earth ground 500 V AC 50 Hz 1 min.
	7.5 V logics supply, 24 V analog supply, 24 V bus terminal module supply / 24 V main supply, 24 V segment supply 500 V AC 50 Hz 1 min.
	24 V main supply, 24 V segment supply/functional earth ground 500 V AC 50 Hz 1 min.
Connection in acc. with standard	CUL
Protection class	III, IEC 61140, EN 61140, VDE 0140-1

### Classifications

#### eCl@ss

eCl@ss 4.0	27250203
eCl@ss 4.1	27250203
eCl@ss 5.0	27250203
eCl@ss 5.1	27242608
eCl@ss 6.0	27242608
eCl@ss 7.0	27242608
eCl@ss 8.0	27242608

#### ETIM

ETIM 2.0	EC001434
ETIM 3.0	EC001604
ETIM 4.0	EC001604

# Bus coupler - IBS IL 24 BK-T/U-PAC - 2861580

## Classifications

### ETIM

ETIM 5.0	EC001604
----------	----------

### UNSPSC

UNSPSC 6.01	43172015
UNSPSC 7.0901	43201404
UNSPSC 11	43172015
UNSPSC 12.01	43201404
UNSPSC 13.2	43201404

## Approvals

### Approvals

---

#### Approvals

UL Recognized / cUL Recognized / LR / BV / ABS / RINA / BSH / BSH / EAC / cULus Recognized

---

#### Ex Approvals

UL Listed / cUL Listed / ATEX / cULus Listed

---

#### Approvals submitted

---

### Approval details

UL Recognized
---------------

cUL Recognized
----------------

LR
----

BV
----

ABS
-----

## Bus coupler - IBS IL 24 BK-T/U-PAC - 2861580

### Approvals

RINA

BSH

BSH

EAC

cULus Recognized  US

### Accessories

#### Accessories

#### Connector set

Connector set - IB IL BK-PLSET/CP - 2860374



Connector set for Inline bus coupler, color-coded

---

#### End block

End clamp - E/UK - 1201442



End clamp, Width: 9.5 mm, Height: 35.3 mm, Length: 50.5 mm, Color: gray

---

#### Labeling panel

# Bus coupler - IBS IL 24 BK-T/U-PAC - 2861580

## Accessories

Labeling field - IB IL FIELD 2 - 2727501

Labeling field, width: 12.2 mm



## Terminal marking

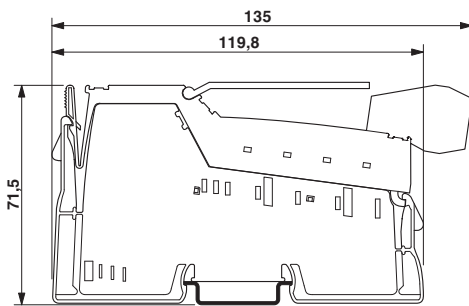
Insert strip - ESL 62X10 - 0809492

Insert strip, Sheet, white, unlabeled, can be labeled with: Office printing systems, Plotter: Laser printer, Mounting type: Insert, Lettering field: 62 x 10 mm

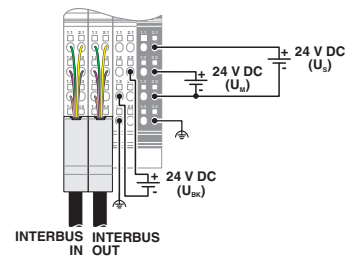


## Drawings

Dimensional drawing

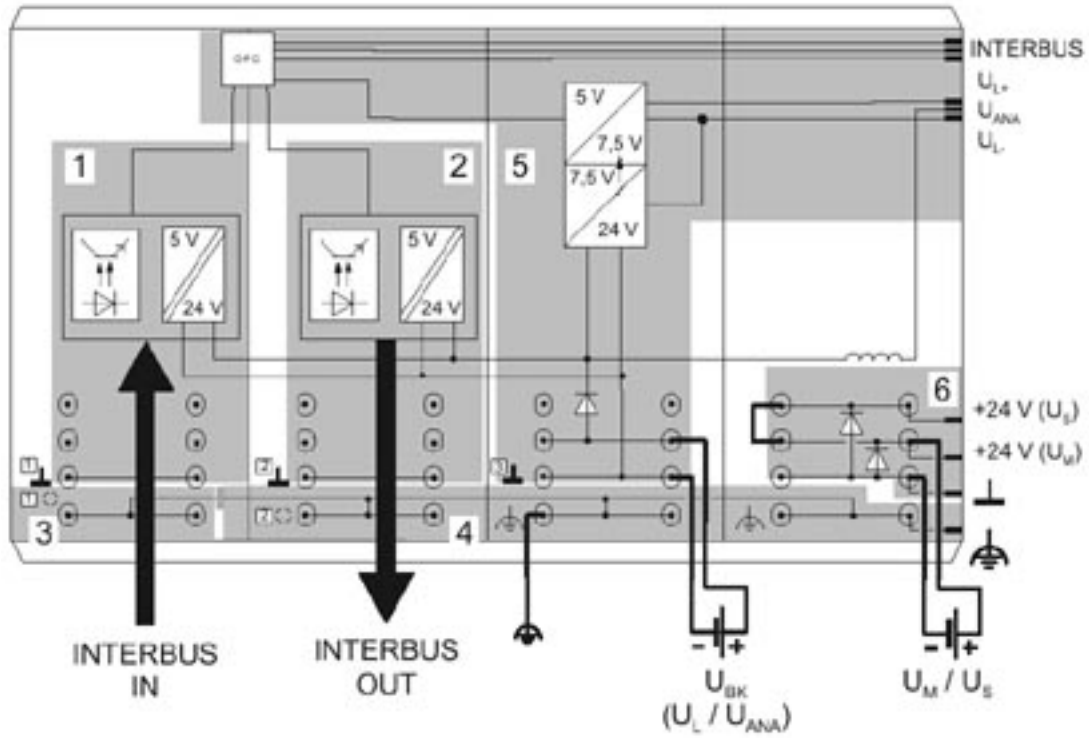


Connection diagram



# Bus coupler - IBS IL 24 BK-T/U-PAC - 2861580

Block diagram



# Mouser Electronics

Authorized Distributor

Click to View Pricing, Inventory, Delivery & Lifecycle Information:

[Phoenix Contact:](#)

[2861580](#)