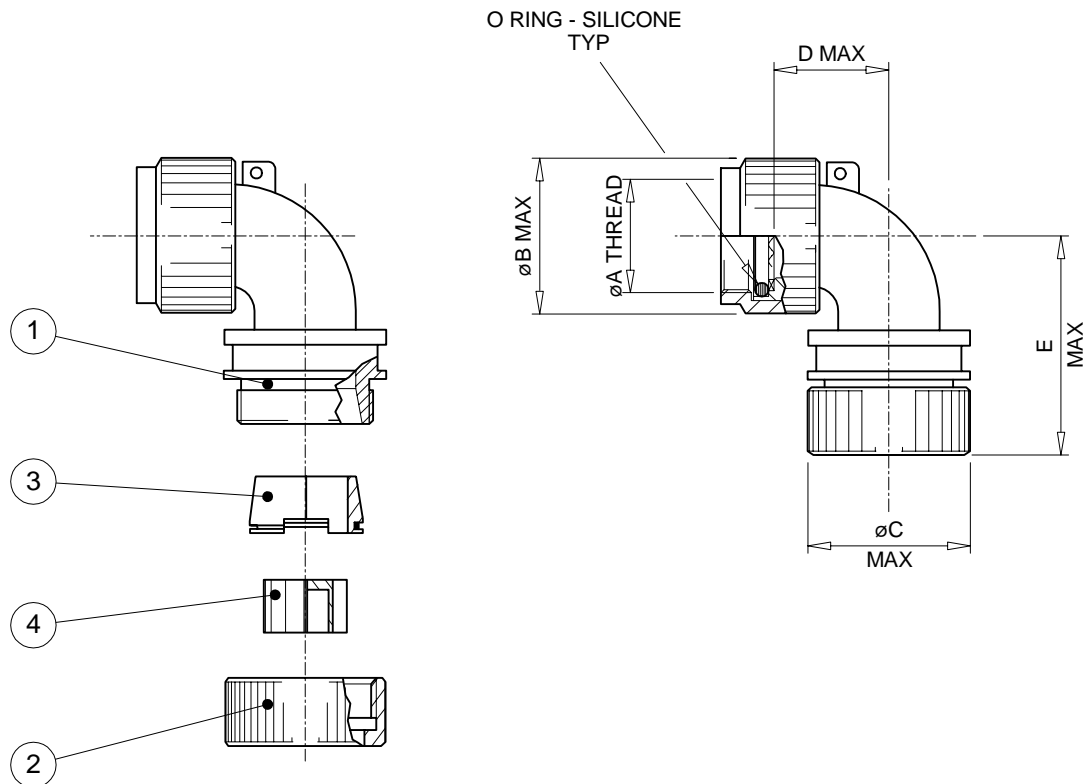


SPECIFICATION CONTROL DRAWING

REV: B DATE: Feb 6, 2018
REV PER ECO 17-018324



KIT DESCRIPTION

ITEM	DESCRIPTION	MATERIAL
1	BODY ASSEMBLY - 90° SWEPT	ALUMINIUM ALLOY
2	CLAMPING NUT - PLAIN	ALUMINIUM ALLOY
3	CONIC RING	ALUMINIUM ALLOY
4	STAR	ALUMINIUM ALLOY

© 2006 Tyco Electronics Corporation. All rights reserved.

tyco / Electronics Wire and Harnessing Products		Raychem Wire and Harnessing Products 300 Constitution Drive Menlo Park, CA 94025 USA		TITLE: HEXASHIELD SWEPT ADAPTOR FOR CODE 40 CONNECTORS- PLAIN CLAMPING NUT	
UNLESS OTHERWISE SPECIFIED DIMENSIONS ARE IN MILLIMETERS. INCH DIMENSIONS ARE SHOWN IN BRACKETS		This drawing and the information set forth hereon is the property of Tyco Electronics and is to be held in trust and confidence. Publication, duplication, disclosure or use for any other purpose not expressly authorized in writing by Tyco Electronics is prohibited.		DOCUMENT NO. HEX40-AY-90S-YY-AYY-1-YY	
DRAWN: IRT	DATE: SEP 00	Tyco Electronics reserves the right to amend this drawing at any time. Users should evaluate the suitability of the product for their application.		FILE-UK: HEX40-90S-US	File & DCR D060244
				SCALE: NONE	SHEET: 1 OF 4

If this document is printed it becomes uncontrolled. Check for the latest revision.

SPECIFICATION CONTROL DRAWING

REV: B	DATE: Feb 6, 2018
-----------	----------------------

TABLE OF DIMENSIONS

Order Number	Shell Size		ØA Thread Class 6H	ØB Max	ØC Max	D Max	E Max	Ferrule Quantity	
	Mil.	Com.						Std.	Opt.
09	A	09	M12 x 1	19.0 [0.75"]	17.5 [.689]	15.0 [0.59"]	32.0 [1.26"]	1	-
11	B	11	M15 x 1	22.0 [0.87"]	21.5 [.846]	16.0 [0.63"]	33.0 [1.30"]	2	-
13	C	13	M18 x 1	25.5 [1.00"]	22.5 [.886]	19.0 [0.75"]	34.0 [1.34"]	3	-
15	D	15	M22 x 1	30.5 [1.20"]	28.5 [1.122]	19.0 [0.75"]	34.0 [1.34"]	5	-
17	E	17	M25 x 1	33.5 [1.32"]	31.5 [1.240]	21.0 [0.83"]	35.0 [1.38"]	6	7
19	F	19	M28 x 1	37.0 [1.46"]	35.0 [1.378]	23.0 [0.91"]	37.0 [1.46"]	7	-
21	G	21	M31 x 1	38.5 [1.52"]	38.0 [1.496]	23.0 [0.91"]	39.0 [1.54"]	9	11
23	H	23	M34 x 1	42.0 [1.65"]	41.0 [1.614]	28.0 [1.10"]	42.0 [1.65"]	10	13
25	J	25	M37 x 1	46.5 [1.83"]	46.0 [1.811]	28.0 [1.10"]	42.0 [1.65"]	12	17

PART NUMBERING


HEX40-A B-90S-21-A9-1-DS

- CONNECTOR CODE NUMBER _____
HEX40 = MIL-C-38999 SERIES III AND IV
- MATERIAL CODE: _____
A = ALUMINIUM ALLOY
- PLATING CODE: _____
B = CADMIUM OLIVE DRAB TO QQ-P416
C = ELECTROLESS NICKEL TO MIL-C-26074
- BODY STYLE _____
90S = 90° SWEPT
- ORDER NUMBER _____
- FERRULE QUANTITY CODE _____
- 1 = PLAIN CLAMPING NUT
- DS = DRILLED STAR - OPTIONAL - SEE NOTE 2

APPLICATION

- These adaptors are designed to be mounted on the following connectors:

MIL-C-38999 Series III and IV

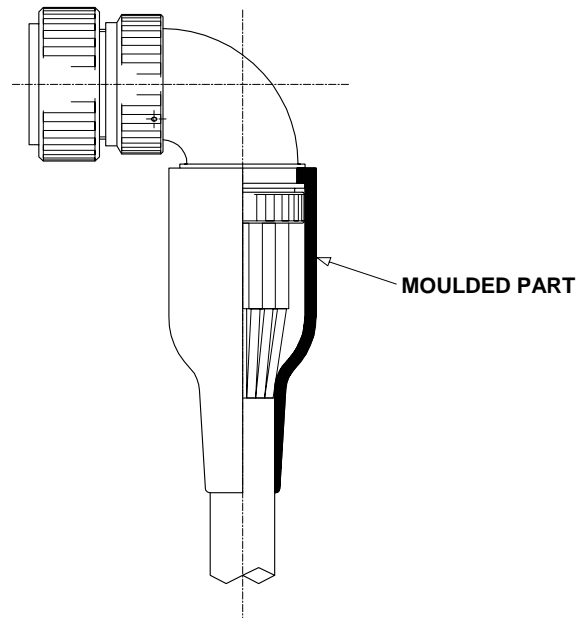
 Wire and Harnessing Products		Raychem Wire and Harnessing Products 300 Constitution Drive Menlo Park, CA 94025 USA		TITLE: HEXASHIELD SWEPT ADAPTOR FOR CODE 40 CONNECTORS- PLAIN CLAMPING NUT			
UNLESS OTHERWISE SPECIFIED DIMENSIONS ARE IN MILLIMETERS. INCH DIMENSIONS ARE SHOWN IN BRACKETS		This drawing and the information set forth hereon is the property of Tyco Electronics and is to be held in trust and confidence. Publication, duplication, disclosure or use for any other purpose not expressly authorized in writing by Tyco Electronics is prohibited.		DOCUMENT NO. HEX40-AY-90S-YY-AYY-1-YY			
DRAWN: IRT	DATE: SEP 00	Tyco Electronics reserves the right to amend this drawing at any time. Users should evaluate the suitability of the product for their application.		FILE-UK: HEX40-90S-US	File & DCR D060244	SCALE: NONE	SHEET: 2 OF 4

If this document is printed it becomes uncontrolled. Check for the latest revision.

SPECIFICATION CONTROL DRAWING

REV: B	DATE: Feb 6, 2018
-----------	----------------------

- They are qualified to the Raychem specification RB-114, when installed on metallic Mil-Specification circular connectors only.
- They are designed primarily for open wire bundle installation but are also designed to accept Raychem heat shrink moulded parts where strain relief is required – see illustration on sheet 3.



- Use in conjunction with the ferrules HET-A-0XX, which are purchased separately. Refer to HET-A-0XX S.C.D. for relevant selection details.

INSTALLATION

- See Installation Procedure RPIP-696-04.

PACKAGING

- All components are supplied in a plastic bag.

<div>tyco / <i>Electronics</i></div> <div>Wire and Harnessing Products</div>		<div>Raychem Wire and Harnessing Products 300 Constitution Drive Menlo Park, CA 94025 USA</div>	<div>TITLE:</div> <div>HEXASHIELD SWEPT ADAPTOR FOR CODE 40 CONNECTORS- PLAIN CLAMPING NUT</div>			
<div>UNLESS OTHERWISE SPECIFIED DIMENSIONS ARE IN MILLIMETERS. INCH DIMENSIONS ARE SHOWN IN BRACKETS</div>		<div>This drawing and the information set forth hereon is the property of Tyco Electronics and is to be held in trust and confidence. Publication, duplication, disclosure or use for any other purpose not expressly authorized in writing by Tyco Electronics is prohibited.</div>	<div>DOCUMENT NO.</div> <div>HEX40-AY-90S-YY-AYY-1-YY</div>			
<div>DRAWN: IRT</div>	<div>DATE: SEP 00</div>	<div>Tyco Electronics reserves the right to amend this drawing at any time. Users should evaluate the suitability of the product for their application.</div>	<div>FILE-UK: HEX40-90S-US</div>	<div>File & DCR D060244</div>	<div>SCALE: NONE</div>	<div>SHEET: 3 OF 4</div>

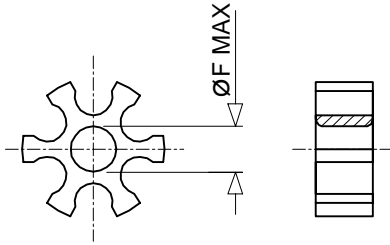
If this document is printed it becomes uncontrolled. Check for the latest revision.

SPECIFICATION CONTROL DRAWING

REV: B	DATE: Feb 6, 2018
-----------	----------------------

NOTES!

- Item 4 - Star - is **not** supplied with Hexashield Order Number 09.
- The DS option, illustrated below, is for a Drilled Star that is available on sizes 15 to 25 only. This option is to allow unshielded wires to pass through the assembly.

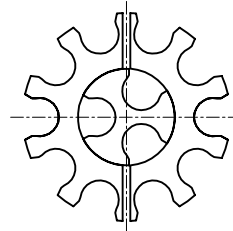


STAR SIZE	15	17	19	21	23	25
ØD MAX	3.0 [0.12"]	6.0 [0.24"]	9.0 [0.35"]	12.0 [0.47"]	15.0 [0.59"]	18.0 [0.71"]


- Where the ferrule quantities required are standard, the item 4 - Star - is also standard.
If the optional quantity is selected then 2 items 4 will be supplied - one "split" and the other one standard.
See sheet 4 for illustration.

EXAMPLE: FERRULE QUANTITY CODE -A13

-A13 = -A10 SPLIT STAR + -A3 STANDARD STAR



- Assembly is to be permanently marked with Code Identity Number and Part Number.
(e.g. 06090 HEX40-AB-90S-21-A9-1)

 Wire and Harnessing Products		Raychem Wire and Harnessing Products 300 Constitution Drive Menlo Park, CA 94025 USA		TITLE: HEXASHIELD SWEPT ADAPTOR FOR CODE 40 CONNECTORS- PLAIN CLAMPING NUT	
UNLESS OTHERWISE SPECIFIED DIMENSIONS ARE IN MILLIMETERS. INCH DIMENSIONS ARE SHOWN IN BRACKETS		This drawing and the information set forth hereon is the property of Tyco Electronics and is to be held in trust and confidence. Publication, duplication, disclosure or use for any other purpose not expressly authorized in writing by Tyco Electronics is prohibited.		DOCUMENT NO. HEX40-AY-90S-YY-AYY-1-YY	
DRAWN: IRT	DATE: SEP 00	Tyco Electronics reserves the right to amend this drawing at any time. Users should evaluate the suitability of the product for their application.		FILE-UK: HEX40-90S-US	File & DCR D060244
				SCALE: NONE	SHEET: 4 OF 4

If this document is printed it becomes uncontrolled. Check for the latest revision.

Mouser Electronics

Authorized Distributor

Click to View Pricing, Inventory, Delivery & Lifecycle Information:

[TE Connectivity:](#)

[HEX40-AC-90S-11-A2-1](#)