

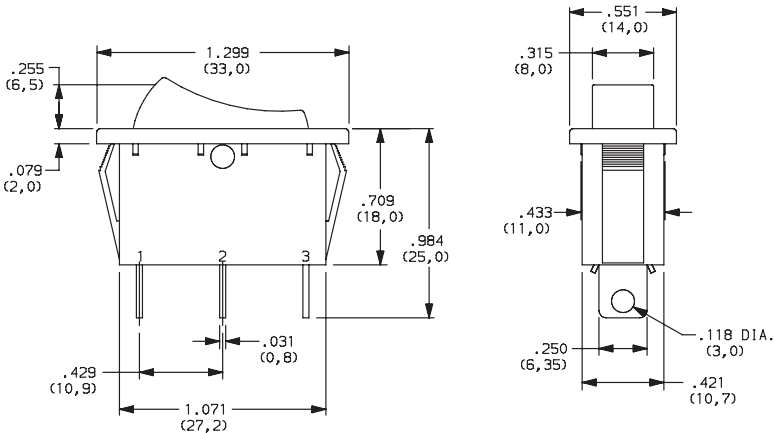
CM Series
Single Pole Power Rocker Switches

SWITCH FUNCTION



NO. POLES	MODEL NO.	SWITCH FUNCTION			CONNECTED TERMINALS			SCHEMATIC
		Pos. 1	Pos. 2	Pos. 3	Pos. 1	Pos. 2	Pos. 3	
		C&K marking on opposite side			C&K marking on opposite side			
SP	CM101	ON	NONE	ON	2-1	N/A	2-3	
	CM102	ON	NONE	OFF			OPEN	
	CM103	ON	OFF	ON		OPEN	2-3	
	CM107	ON	OFF	MOM.				
	CM12 *	ON	NONE	OFF		N/A	OPEN	

* CM12 - for switches with both marking and illumination

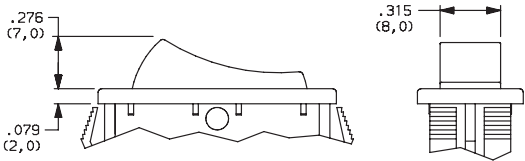


ACTUATOR

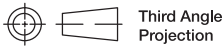


J1 ROCKER

J3 ILLUMINATED ROCKER



NOTE: J3 actuator available with CM102 & CM12 switch function only.



Third Angle
Projection

Dimensions are shown: Inches (mm)
Specifications and dimensions subject to change



CM Series Single Pole Power Rocker Switches

ACTUATOR COLOR



OPTION CODE	ACTUATOR COLOR
2	BLACK
1	WHITE
3	RED
R	RED, ILLUMINATED
A	AMBER, ILLUMINATED
G	GREEN, ILLUMINATED

MOUNTING STYLE/COLOR

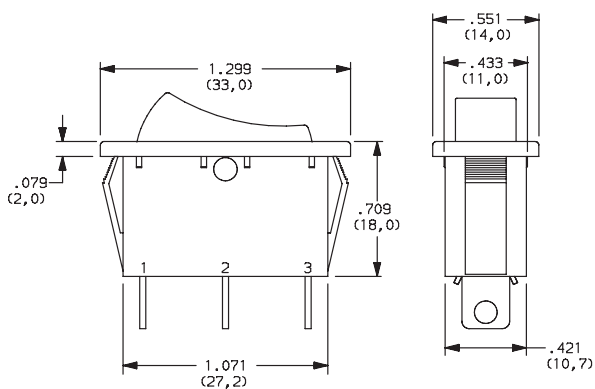


S2 SNAP-IN, BLACK

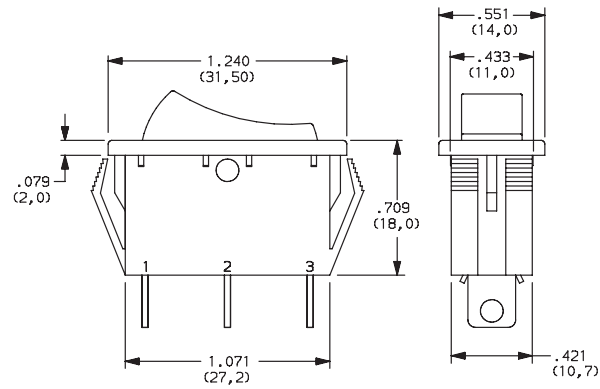
S1 SNAP-IN, WHITE

S4 SNAP-IN, BLACK (SHORT FRAME)

S3 SNAP-IN, WHITE

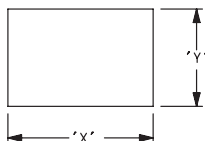


Shown in Pos. 1



Shown in Pos. 1

PANEL MOUNTING



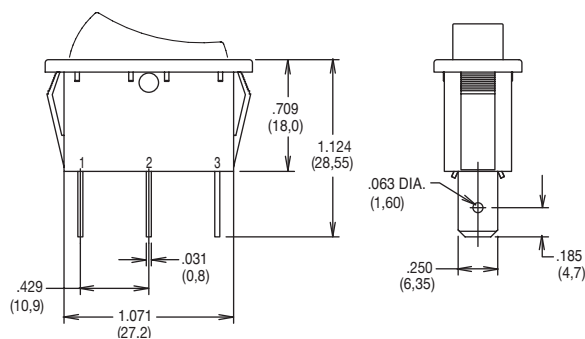
PANEL THICKNESS	"X"	"Y"
0.030-0.049 (0,75-1,25)	1.189-.004 (30,2-0,1)	0.441+.004 (11,2+0,1)
0.049-0.079 (1,25-2,0)	1.197-.004 (30,4-0,1)	0.441+.004 (11,2+0,1)
0.079-0.118 (2,0-3,0)	1.212-.004 (30,8-0,1)	0.441+.004 (11,2+0,1)

TERMINATION

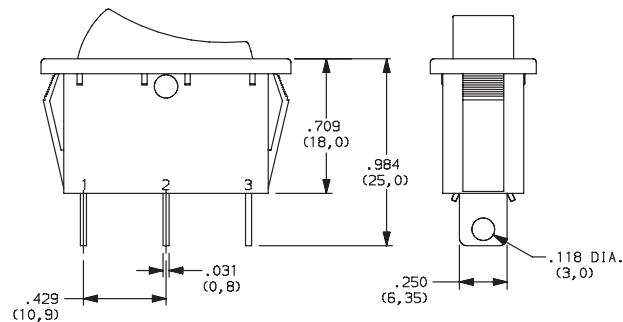


05 .250 QUICK CONNECT

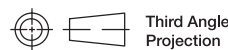
07 SOLDER LUG



Shown in Pos. 1



NOTE: Available with CM101 & CM102 switch functions only.



Dimensions are shown: Inches (mm)
Specifications and dimensions subject to change



16 May 18



CM Series Single Pole Power Rocker Switches

ACTUATOR MARKING



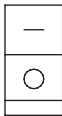
NONE NO MARKING



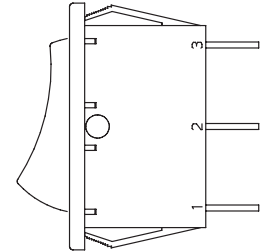
D ON-OFF



H O I



P O -



NOTE: Orientation of actuator marking and terminals.

Shown in Pos. 1

CONTACT MATERIAL



OPTION CODE	CONTACT AND TERMINAL MATERIAL	RATINGS	
		POWER	
QA	SILVER		16 AMPS @ 125 VAC; 1/8 HP 10 AMPS @ 250 VAC, 1/3 HP

* Note: See Technical Data section of this catalog for RoHS compliant and compatible definitions and specifications.



LAMP RATING



(NONE) NO LAMP

7 125 VAC 33kΩ NEON

8 250 VAC 150kΩ NEON

NOTE: Lamp rating for J3 & J8 actuator option.

Rocker



G

C&K

16 May 18

G-94



Dimensions are shown: Inches (mm)
Specifications and dimensions subject to change

www.ckswitches.com

Mouser Electronics

Authorized Distributor

Click to View Pricing, Inventory, Delivery & Lifecycle Information:

C&K Switches:

[CM102J12S207HQA](#) [CM102J11S305DQA](#)