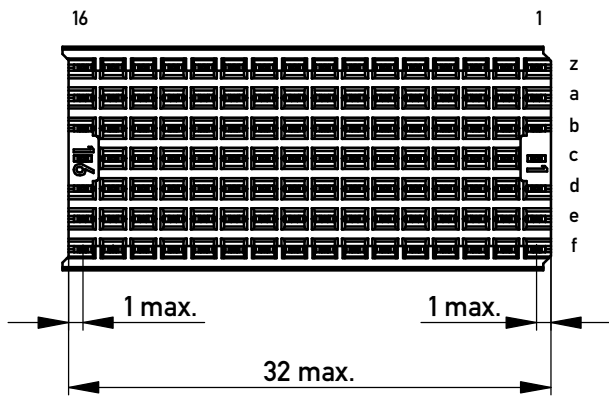
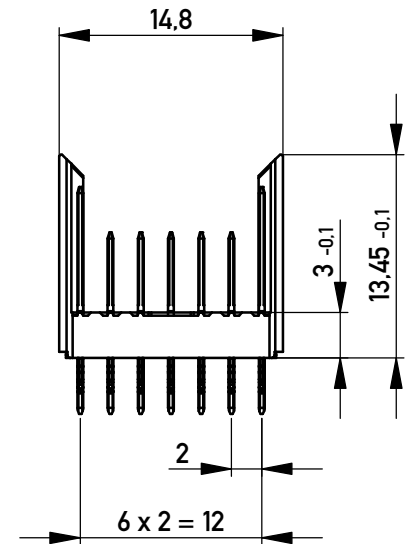
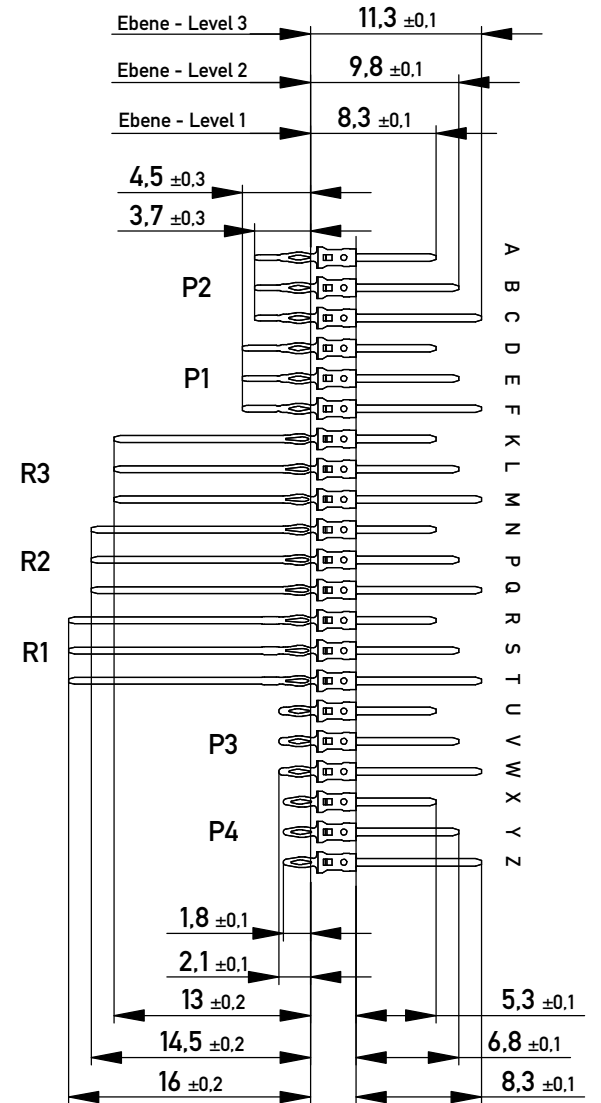
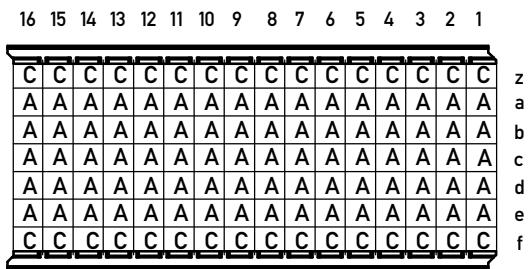


EN Zone für durchkontaktierte Löcher $\phi 0,6 \pm 0,05$
compliant zone for thru hole $\phi 0,6 \pm 0,05$

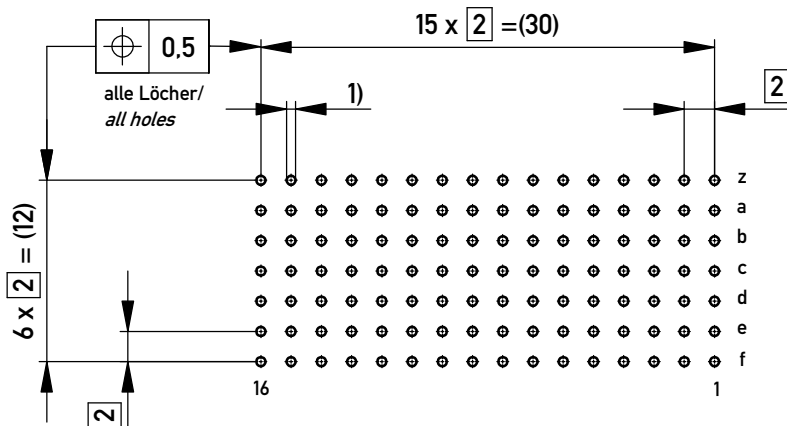


Bestückungsplan / contact layout



Lochbild für Leiterplatte
(Bestückungsseite)

Board hole pattern
(Component mounting side)



- 1) $\phi 0,6 \pm 0,05$ Durchmesser des metallisierten Loches
 $\phi 0,6 \pm 0,05$ Diameter of finished plated-through hole

Schichtaufbau im metallisierten Loch siehe Zeichnung 164062 Nr. 1
Metal plating of plated-through hole see drawing 164062 No. 1

Fehlende Maße und Angaben nach IEC 61076-4-101
Missing information and dimensions per IEC 61076-4-101

<p>Information: P2 Level 1.3 siehe Bestückungsplan / see contact layout Anforderungsstufe 2 / class 2 Gehäusebreite: 14,8</p> <p>All rights reserved. Only for Information. To ensure that this is the latest version of this drawing, please contact one of the ERNI companies before using.</p> <p>Copyright by ERNI Production GmbH & Co. KG Proprietary notice pursuant to ISO 16016 to be observed.</p>	<p>Tolerances</p> <p>All Dimensions in mm</p>	<p>Scale 2:1</p> <p>Angaben zu entsprechender Ident-Nr. siehe Fertigungsunterlagen For further information about I.D. number see manufacturing document</p>	<p>Designation</p> <p>ERmet Messerleiste B16 <i>ERmet Male Wide Type B16</i></p>	<p>1</p> <p>A3</p>
<p>d</p> <p>Index</p>	<p>30.01.2018</p> <p>Date</p>	<p>Class</p>	<p>ERMB16</p>	<p>1</p> <p>A3</p>

Mouser Electronics

Authorized Distributor

Click to View Pricing, Inventory, Delivery & Lifecycle Information:

[ERNI Electronics:](#)

[064766](#)