THIS DRAWING IS UNPUBLISHED
VERTRAULICHE UNVEROEFFENTLICHTE ZEICHNUNG
© COPYRIGHT copyright_date BY -
RELEASED FOR PUBLICATION
FREI FUER VEROEFFENTLICHUNG
ALL RIGHTS RESERVED.
ALLE RECHTE VORBEHALTEN.

MATED WITH:
PASSEND ZU:

PROJEKT NR.: 91-52010

REVISIONS
AENDERUNGEN

P	LTR	DESCRIPTION BESCHREIBUNG	DATE	DWN	APVD
	F1	ECR-16-001303	27JAN2016	MS	TS

1 Werkstoff:PBT+ASA-GF20
Material: (Crastin XMB 1076)

Fuehrungselement
GUIDE PART

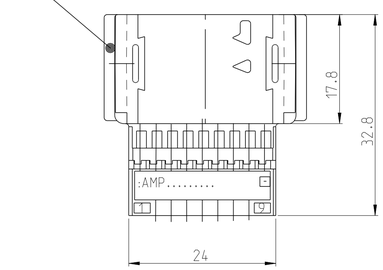

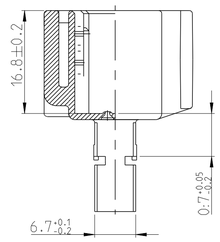

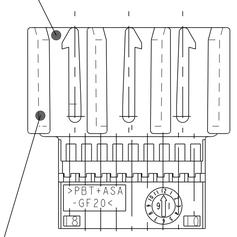

Rastelement
LOCKING PART

Kodierungen
CODINGS

A

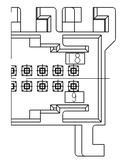

B

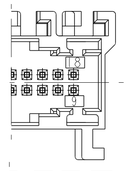

C

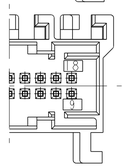

D

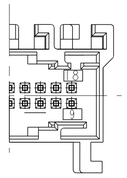

Kodierung A
CODING A

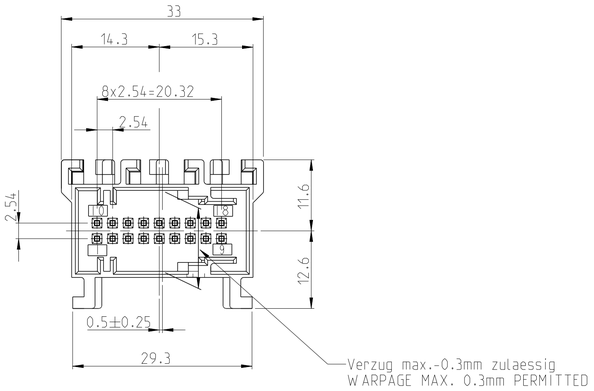

Buchsenseitiger Kabelabgang links
CABLE DIRECTION LEFT FOR SOCKET HOUSING

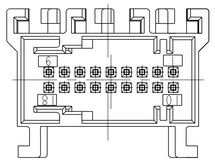

Buchsenseitiger Kabelabgang rechts
CABLE DIRECTION RIGHT FOR SOCKET HOUSING

Bemerkungen:
NOTES

1. Produkt darf nur mit Zustimmung von BMW geaendert werden
   PRODUCT SHALL BE CHANGED WITH THE AGREEMENT OF BMW ONLY

2. Magebend ist der deutsche Text
   ONLY THE GERMAN-LANGUAGE VERSION SHALL BE BINDING

3. Drahtgroessenbereich 0.75 mm² in allen Kammern
   moeglich jedoch nur in 4 Kammern zulaessig
   WHIRE SIZE RANGE 0.75 mm² IN ALL CAVITIES POSSIBLE
   BUT ONLY IN 4 CAVITIES PERMITTED

4. Masse und Ausfuehrung der Rast- und Fuehrungselemente
   siehe Zeichnung: TE Spez. 114-18063-2
   DIMENSION AND STYLING OF GUIDE PART AND LOCKING PART
   SEE DWG.: TE SPEC. 114-18063-2

5. Produktspezifikation: 108-18157
   PRODUCTSPECIFICATION:

1:1

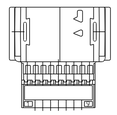

Buchsenseitiger Kabelabgang rechts CABLE DIRECTION RIGHT FOR SOCKET HOUSING	2-962692-2	E	B=B-E	natur/NATURAL			S	6.2	1-962693-1	962112-3	2-963616-1	2-963263-1	929650-2	962108-2
	1-962692-2	E	A=C-F	schwarz/BLACK	-	-					1-963616-1	2-963263-1		
	TE BESTELL-NR. ORDER NO.	REV.	KOD. COD.	OBERFLAECHE SURFACE			ART KIND	GRAMM	TE Zeichnungs-Nr. / DRAWING NO.		TE Zeichnungs-Nr. / DRAWING NO.			
							GEWICHT WEIGHT		Abdeckkappe/SHIELD	Deckel/COVER	Abdeckkappe/SHIELD		Deckel/COVER	Buchsengeh SOCKET HSG.
				FARBE/COLOUR					hierzu gehoert / USED WITH		hierzu passt / SUITABLE FOR			

TOLERANCES UNLESS OTHERWISE SPECIFIED ACC. TO DIN 16901-1400 CONCENTRIC TO NOMINAL DIMENSION. EDITION 1982-11 SHALL APPLY.
Freimasstoleranzen nach DIN 16901-1400 . Es gilt die Ausgabe 1982-11.

DIESE ZEICHNUNG IST EIN KONTROLLIERTES DOKUMENT.
BEMASSUNGEN UND TOLERANZEN GEMAESS GPS (ISO STANDARDS).

THIS DRAWING IS A CONTROLLED DOCUMENT.
DIMENSIONING AND TOLERANCING PER GPS (ISO STANDARDS).

DIMENSIONS: MASSEINHEITEN: mm

TOLERANCES UNLESS OTHERWISE SPECIFIED: ALLGEMEINTOLERANZEN
0 PLC ±-
1 PLC ±-
2 PLC ±-
3 PLC ±-
4 PLC ±-
ANGLES/WINKEL ±2°

MATERIAL - -
FINISH/OBERFLAECHE/FARBE - -

DWN: E.Beu 12OCT1994
CHK: J.Hahn 12OCT1994
APVD -
PRODUCT SPEC PRODUKTSPEZ. -
APPLICATION SPEC VERARBEITUNGSSPEZ. -
WEIGHT GEWICHT -

TE Connectivity

NAME: MQS, PIN HOUSING, 18 POS.
MQS, Stiftgehaeuse, 18 polig
-

SIZE	CAGE CODE	DRAWING NO ZEICHNUNGS-NR.	RESTRICTED TO NUR FUER
A1	00779	C-962692	-

CUSTOMER DRAWING /KUNDENZEICHNUNG | SCALE MASSSTAB 2:1 | SHEET BLATT 1 OF VON 1 | REV F1

4805 (3/13)

Mouser Electronics

Authorized Distributor

Click to View Pricing, Inventory, Delivery & Lifecycle Information:

TE Connectivity:

2-962692-2