SYMBOL DEFINITION		
A DIMENSION WITHOUT AN INSPECTION REPORT SYMBOL DOES NOT REQUIRE INSPECTION. IT MAY BE CONTROLLED ON THE INDIVIDUAL COMPONENT DRAWING.	TOTAL NO OF INSPECTIONS REQUIRED	31
	LAST NO. USED	21

MISSING SYMBOLS

NO MISSING SYMBOL NUMBER

DWG STATUS DATE	STS	REV	N/P	CHG	ZONE	REVISION HISTORY	AUTH	DR 1	APVD 1	APVD 2
05AP00	R	01	-	-		CLEARED REV COLUMN & "SHT 1 OF 6" WAS "SHT 1 OF 5"	001005	FWO	FKV	CD
11DC00	R	02	-	-		12052466 - REVISED CORE WIND ATTRIBUTE FROM SKIVE TO STAMP SERRATION, REVISED MATERIAL SPEC WAS P06644BM	203713	JMR	JMR	LF
24SE01	R	03	-	-		12064971 - ADDED TO CUSTOMER PART DRAWING	213895	AKJ	AKJ	DS
23MF02	R	04	-	-		REMOVED CUSTOMER STAMP FOR PART NUMBER 12047767	227770	JEB	JEB	DS
12DE01	R	05	-	-		15305306 - REVISED REV LEVEL	218490	RAO	BEG	BMC
17SE03	R	06	-	-		12047767 - UPDATED PDM ATTRIBUTES	245985	KDK	BB	TW
14DC03	R	07	-	-		15317766, 15305306, 12064971, 12047687 - MATERIAL SPEC WAS M3604459	249588	KDK	TLD	BG
17FE04	-	08	-	-		12047767, 12052466, 12064971, 12160812, 15305306 & 15317766 - T.O.D. UPDATED	256621	JS	JS	BG
19OC04	R	09	-	-		12064971, 15317766, 15305306, 12160812, 12052466 & 12047767 - ADDED TERMINAL ID NOTE	266108	CTR	JVW	MKW
13JA05	R	10	-	-		12047767 - UPDATED PDM ATTRIBUTES	262266	KWM	MDW	BDG
17MR05	R	11	-	-		ALL ACTIVE PARTS - UPDATED PDM ATTRIBUTES	265692	AKJ	AKJ	BDG
20AP05	R	12	-	-		12047767 - MAT'L SPEC WAS M3604459	267141	MDK	FRD	BDG
21JL05	R	13	-	-		12047767 & 12064971 - CREATED NISSAN CUSTOMER PART DRAWING	269749	RTV	AUG	TAY
27SE05	R	14	-	-		15317766, 15305306, 12160812, 12064971, 12052466 & 12047767 - ADDED EXCLUDING COIN TO DIM G	269136	RTV	FRD	MKW
09MR06	R	15	-	-		12047767, 12052466 & 12064971 - UPDATED PDM ATTRIBUTES	276509	JBD	AUG	JES
16JN06	R	16	-	-		ALL ACTIVE PARTS - PSD WAS #6 & DIM #2 WAS 2.45 MAX	281779	JTZ	JVW	BDG
14OC08	R	17	-	-		13737252 - RELEASED	406418	RHB	JHP	RHB
19MR09	R	18	-	-		ALL ACTIVE PARTS - UPDATED MAT'L CALLOUT	407590	LDB	GLG	GEM
26MF12	R	19	-	-		13964351 & 13964643 - RELEASED	418326	AHB	JAA	RF
01JN12	R	20	-	-		ALL AVAILABLE PARTS - ADDED "USED MATERIAL" NOTE	418407	AHB	JAA	RF

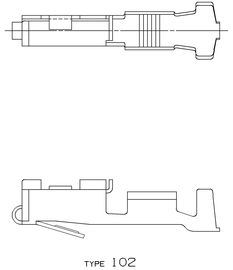

TYPE 102

SAME AS TYPE 101
EXCEPT AS SHOWN

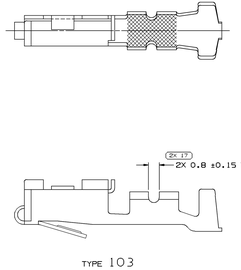

TYPE 103

SAME AS TYPE 101
EXCEPT AS SHOWN

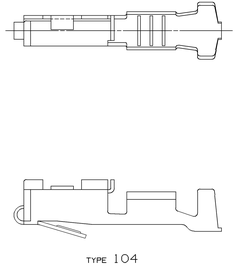

TYPE 104

SAME AS TYPE 101
EXCEPT AS SHOWN

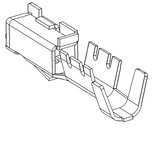

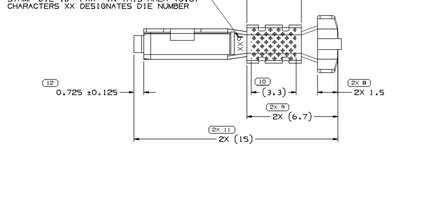

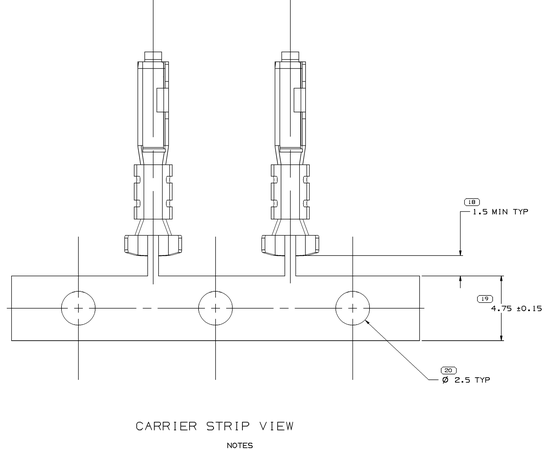

CARRIER STRIP VIEW

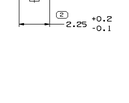

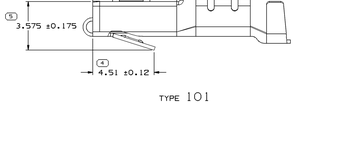

TYPE 101

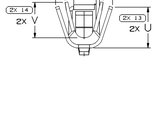

NOTES

1. UNLESS OTHERWISE SPECIFIED AND/OR INDICATED:

   DIMENSIONS ARE TO FACE OF VIEW SHOWN AND AUTOMATICALLY ROUNDED BY COMPUTER FOR INSPECTION. (SEE MATH MODEL FOR PRECISE DIMENSION) FOR ALL OTHER DIMENSIONS NOT SHOWN BUT REQUIRED FOR TOOL BUILD, SEE MATH MODEL FOR PRECISE TOOL PATH DATA.

2. TERMINAL ENGAGE 3N TO 10N TERMINAL DISENGAGE 1.5N TO 8N WHEN MATED TO A 0.81 THICK X 1.5 WIDE HARDENED STEEL BLADE.

3. "PXX" INDICATES "P" PLUS LAST TWO DIGITS OF MAKE SERIES NUMBER (P01, P02, P03, ETC).

4. DO NOT PROBE, TEST OR OTHERWISE CONTACT THE INTERIOR REGION (THE SPRING OR ANY MOVING PART) OF THIS TERMINAL. SEVERE DAMAGE CAN OCCUR, COMPROMISING THE PERFORMANCE OF THE ELECTRICAL INTERFACE.

5. MATERIAL USED IS C654 - TIN PLATED SILICON BRONZE

			0.25 X 29		13964643	01	AA	RESTRICTED	SEE NOTE #5	1-0.8	17	2.4-1.7	101	4.2	2.8	10.08	3	2.6
-	-	-	0.25 X 29	-	13964351	01	AA	RESTRICTED	SEE NOTE #5	0.5-0.35	21	2.2-1.3	101	3.5	2.1	10.08	-	2.1
			0.25 X 29		13737252	01	AB		COPPER ALLOY TIN PLATED	0.22-0.13	25	1.1-0.81	104	1.9±0.2	1.6±0.1.5	10.08	1.9	1.45
			0.25 X 29		15317766	03	AF	-	COPPER ALLOY TIN PLATED	0.5-0.35	21	1.3-1.2	101	2.3	2.1	10.08	-	-
			0.25 X 29		15305306	03	AF	-	COPPER ALLOY TIN PLATED	0.35-0.6	226	-	104	4.2	2.8	10.08	-	-
			0.25 X 29		12160812	03	AF	-	COPPER ALLOY SELECTIVE GOLD PLATED	1-0.8-0.5	17	2.4-1.7	101	4.2	2.8	10.08	-	-
			0.25 X 29		12194230	B	-	-	COPPER ALLOY TIN PLATED	1-0.8	17	2.4-1.7	101	4.2	2.8	10.08	-	-
			0.25 X 29		12064971	06	AH	-	COPPER ALLOY TIN PLATED	0.5-0.35	21	2.2-1.3	101	3.5	2.1	10.08	-	2.1
			0.25 X 29		12052466	07	AG	-	COPPER ALLOY TIN PLATED	0.2	24	1.2	104	2.6	1.5 ±0.1	10.08	-	-
			0.25 X 30.18		12048160	F1	-	-	COPPER ALLOY TIN PLATED	1	16	2.64-2.48	103	4.7	3.6	10.08	-	-
12047881	A1	-	0.25 X 29	COPPER ALLOY	12047767	11	AK	-	COPPER ALLOY TIN PLATED	1-0.8	17	2.4-1.7	101	4.2	2.8	10.08	-	2.6
			0.25 X 30.18		12047687	F1	-	-	COPPER ALLOY TIN PLATED	0.35	22	2-1.84	101	3.4	2.2	10.08	-	-
PART NO	REV	N/P	MAT'L SIZE	MAT'L SPEC	PART NO	REV	N/P	RESTRICTED	MAT'L SPEC	SIZE (MM²)	ID	DIA	TYPE	F ±0.3	G ±0.2	R	(U)	(V)
UNPLATED					PLATED					CABLE								

DRAWING NUMBER			
12047884			
SIZE	SCALE	SHEET NO	REV
A1x3	101	2 OF 2	1 OF 7	R	20	-

(Z) PROCESS SENSITIVE DIMENSION

DIMENSIONS ENCLOSED IN () INDICATE REFERENCE DIMENSIONS, OR NO TOLERANCE LIMITS ARE EXPECTED (TABLE)

DIMENSIONAL POWER (NM)	DIGIT DI
FROM 0	
TO 12	> 12
TOLERANCE UNLESS OTHERWISE SPECIFIED	
.XX	±0.4
ANGULAR TOLERANCE (DEG)	

THIRD ANGLE PROJECTION

DO NOT SCALE

USE MATH DATA

THIS DRAWING IS THE EXCLUSIVE PROPERTY OF DELPHI. DELPHI DRAWINGS ARE PROVIDED FOR REFERENCE PURPOSES ONLY.

PART DRAWINGS THAT DO NOT HAVE A LINE PRESENT INDICATE THAT PHYSICAL PARTS ARE AVAILABLE FOR ORDERING.

PART DRAWINGS THAT DO HAVE A LINE PRESENT INDICATE THAT PHYSICAL PARTS ARE AVAILABLE FOR ORDERING.

CONTACT DELPHI SALES TO ASSURE AVAILABILITY OF PARTS.

COPYRIGHT 1996 DELPHI CORPORATION, KOKOMO IN AFFILIATES. ALL RIGHTS RESERVED.

THIS DRAWING IS THE PROPERTY OF DELPHI CORPORATION, KOKOMO, INDIANA. IT IS LOANED TO THE RECIPIENT ON THE UNDERSTANDING THAT IT WILL NOT BE DISCLOSED TO OTHERS OR REPRODUCED IN WHOLE OR IN PART, WITHOUT WRITTEN PERMISSION OF DELPHI.

DOC TYPE: PART DRAWING

STYLE

VALUE COMP | SYSTEM CODE: D

UNLESS OTHERWISE SPECIFIED

THIS DOCUMENT IS IN ACCORDANCE WITH ASME Y14.100-1994 AS INTERPRET BY THE IN GLOBAL STANDARDIZATION LIST (GSL) DOCUMENT, DELPHI DRAWING PRACTICES AND FEATURES MAY BE MARKED DEFINITELY PROHIBITED BY SYTAX REFERENCE.

ALL DIMENSIONS ARE IN MILLIMETERS

REFERENCE

	DATE
DR	
APVD1 S. LIMON A.	26AUG96
APVD2 FRANCISCO KOPCA	26AUG96
APVD3 T. BUTTLE	26OCT96
APVD4	
APVD5	

SUBSTITUTES OF CONFORM AND RECYCLED CONTENT PER DELPHI (294502)

DELPHI

DELPHI PACKARD ELECTRICAL/ELECTRONIC ARCHITECTURE
WARREN, OH

SIZE: SEE CHART

DRAWING NAME: TAXI TERM F M/P 150 TANG

DRAWING NUMBER: 12047884

SIZE	SCALE	SHEET NO	REV	PKG	CHP
A1x3	101	1 OF 2	1 OF 7	R	20	-

48874051

Mouser Electronics

Authorized Distributor

Click to View Pricing, Inventory, Delivery & Lifecycle Information:

Aptiv:
12064971-L