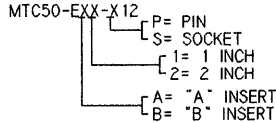


NOTES:

1. PART NUMBER VARIABLE:



2. MATERIAL:

- A) PIN OR SOCKET INSERT HIGH GRADE POLYARYLENE THERMOPLASTIC OR EQUIVALENT
- B) PIN OR SOCKET CONTACT COPPER ALLOY 172 PER QQ-C-533
- C) INTERFACIAL SEAL SILICONE ELASTOMER PER MIL-R-25988
- D) TERMINATION MODULE TRANSPARENT BLUE HEAT SHRINKABLE, RADIATION CROSS LINKED PVF₂
- E) FLAT CABLE SEAL MODIFIED THERMOPLASTIC HOT MELT SEALANT
- F) INSERT SEAL MODIFIED THERMOPLASTIC HOT MELT SEALANT

3. FINISH:

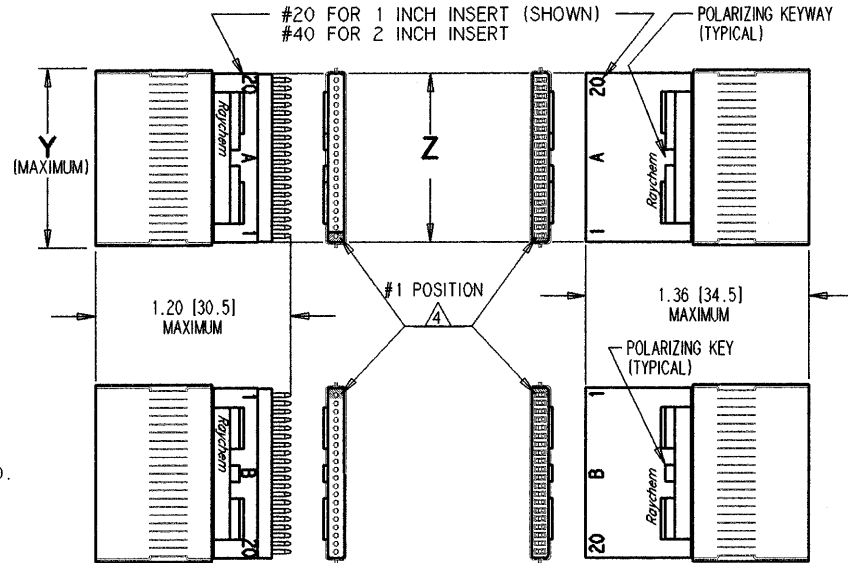
- A) PIN OR SOCKET INSERT AS MOLDED
- B) PIN OR SOCKET CONTACT (ENGAGING END) GOLD PLATE PER MIL-G-45204, TYPE I, GRADE C, CLASS I OVER SUITABLE UNDERPLATE
- C) CONTACT TAIL SOLDER COATED PER QQ-S-571 (Sn63), FLUX COATED PER QQ-S-571, TYPE RMA

4. NUMBER ONE POSITION IS MARKED AS SHOWN IN CONTRASTING COLOR ON INTERFACE.

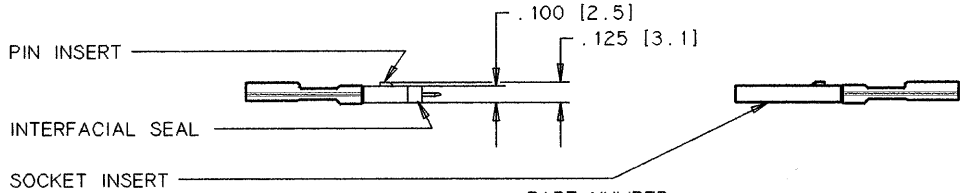
5. THE APPLICABLE RAYCHEM SPECIFICATION FOR THIS PART IS C6111. THIS PART IS NOT QUALIFIED TO C6111.

6. THIS INSERT IS FOR USE WITH 28 GAGE FLAT CONDUCTOR CABLE PER RAYCHEM SPECIFICATION TU*050 28B. CONSULT FACTORY FOR RAYCHEM ENGINEERING STANDARD FOR TERMINATION METHOD.

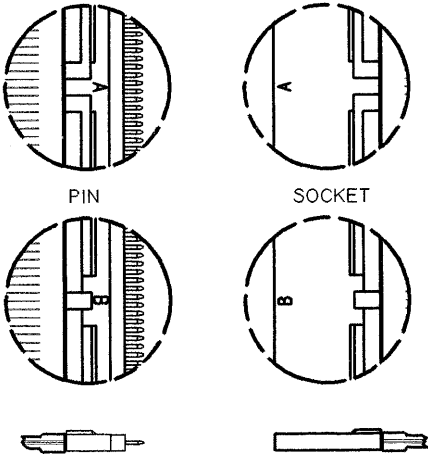
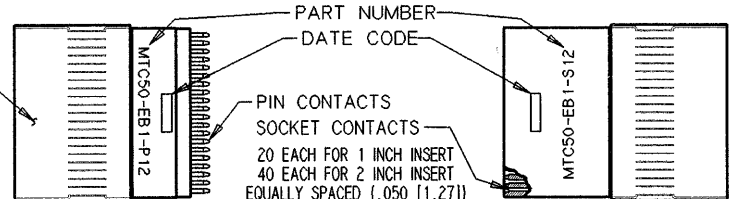
REVISIONS			DATE	APPROVED
LTR	DESCRIPTION			
H	REVISED PER ECN T-017866		8 NOV 92	JCB



SIZE		WEIGHT		DIM. "Y"	DIM. "Z"
		MAXIMUM LBS.	GRAMS		
1 INCH INSERT	PIN	.0058	[2.63]	1.12	1.035
	SOC	.0067	[3.039]	[28.5]	[26.30]
2 INCH INSERT	PIN	.0113	[5.126]	2.12	2.035
	SOC	.0131	[5.942]	[53.85]	[51.69]



TERMINATION MODULE COMMON TO PIN AND SOCKET ASSEMBLIES (INCLUDES INSERT SEAL AND FLAT CABLE SEAL)



AUXILLARY VIEW SHOWING 2 INCH INSERT POLARIZING KEY/KEYWAY CONFIGURATIONS

If this document is printed it becomes uncontrolled. Check with the web for latest revision.

SPECIFICATION CONTROL DRAWING © Raychem Corporation 1987

UNLESS OTHERWISE SPECIFIED DIMENSIONS ARE IN INCHES. METRIC DIMENSIONS ARE IN BRACKETS. DECIMALS .XXX ± .005 { .13 mm} .XX ± { mm} ANGLES .X ± WEIGHT: MAXIMUM SEE TABULATION	DRAWN	LUTTICKEN	87NOV09		TITLE ASSEMBLY, INSERT, FLAT CONDUCTOR CABLE, TEMPERATURE RATING 125°C
	CHECKED	J.B.			
	APPROVED	J. BLAIR	12-4-87		
	APPROVED				
	CAD NAME	001020		SIZE CODE IDENT. NO. DWS. NO. REV C 06090 MTC50-EXX-X12 H	
	THIRD ANGLE PROJECTION			DO NOT SCALE THIS DRAWING SHEET 1 OF 1	

MTC50-EXX-X12

Mouser Electronics

Authorized Distributor

Click to View Pricing, Inventory, Delivery & Lifecycle Information:

[TE Connectivity:](#)

[MTC50-EA1-P12](#) [MTC50-EA1-S12](#) [MTC50-EA2-P12](#)