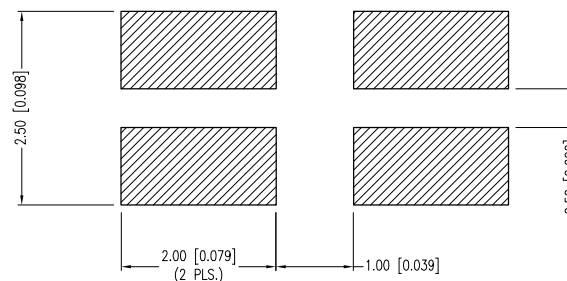


RECOMMENDED SOLDER PAD LAYOUT



PART NUMBER	CCL-CRS10GG	REV.	H
DATE	E.C.N. NUMBER AND REVISION COMMENTS		REV.
04.27.93	REDRAWN.		A
10.02.98	E.C.N. #10390 & #10BRDR & REDRAWN.		B
12.11.98	E.C.N. #10484 ADDED SOLDER PROFILE		C
01.12.01	E.C.N. #10695. & REDRAWN IN 3D.		D
03.14.03	E.C.N. #10967.		E
09.16.05	E.C.N. #11271.		F
12.01.06	E.C.N. #11148.		G
06.17.11	E.C.N. #10BRDR. & REDRAWN/#11730.		H

## ELECTRO-OPTICAL CHARACTERISTICS TA =25°C If=20mA

PARAMETER	MIN	TYP.	MAX	UNITS	TEST COND
PEAK WAVELENGTH (A/G)		565		nm	
FORWARD VOLTAGE (A/G)		2.2	2.8	Vf	
REVERSE VOLTAGE	4.0			Vr	Ir=100μA
AXIAL INTENSITY (A/G)		12		mcd	If=20mA
VIEWING ANGLE		180		2x theta	
EMITTED COLOR:	GREEN				
EPOXY LENS FINISH:	WATER CLEAR				

## LIMITS OF SAFE OPERATION AT 25°C

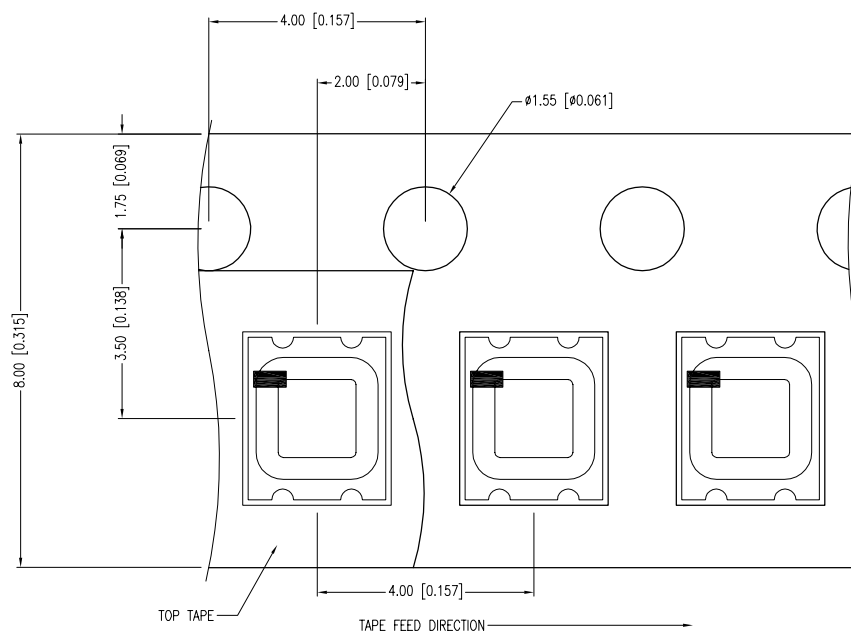
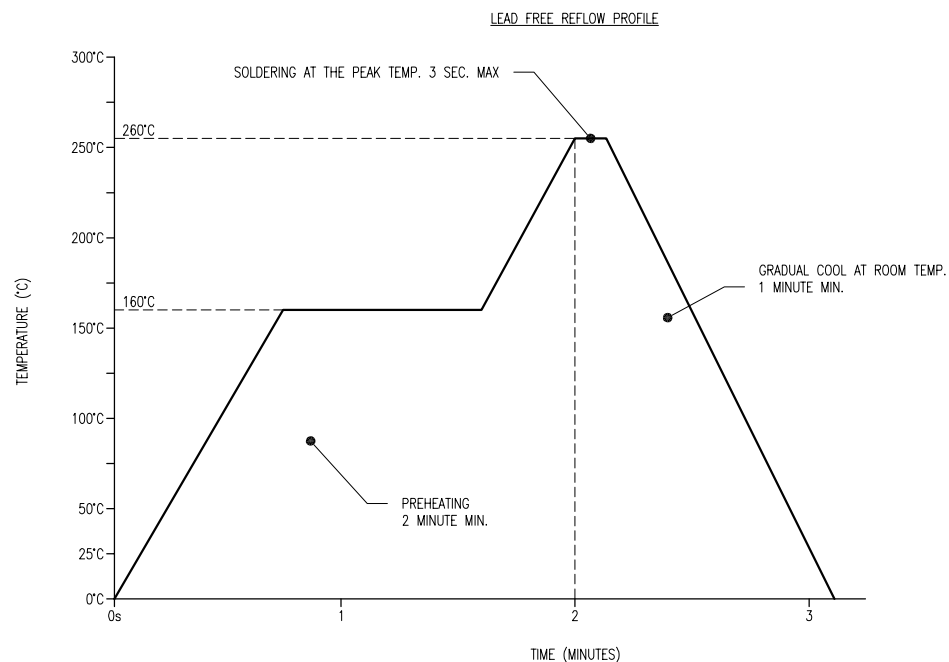
PARAMETER	MAX	UNITS
PEAK FORWARD CURRENT*	100	mA
STEADY CURRENT	25	mA
POWER DISSIPATION (A/G)	65	mW
DERATE FROM 25°C	-.33	mW/°C
OPERATING TEMP.	-30 TO +75	°C
STORAGE TEMP.	-40 TO +85	°C

\* t&lt;10μS

SOLDER HEAT PROOF TEST:	DIPPING FOR 5 SEC. AT 250°C, 2 TIMES.
THERMAL SHOCK TEST:	15 MIN. AT +90°C, AND 15 MIN. AT -30°C, 25 CYCLES.
VIBRATION TEST:	50Hz, FULL AMPLITUDE WIDTH; 1.5mm, 2 HOURS VERTICALLY AND HORIZONTALLY, RESPECTIVELY.
MOISTURE TEST:	Ta=60°C, Rh=90%, 1,000 HOURS.
IRON SOLDERING:	20W IRON (SHARP TIP), 280-320°C, 5 SEC. MAX.,
SOLDER DIP METHOD:	TEMP. IS 240-260°C AND TIME IS WITHIN 10 SEC.
RE-FLOW SOLDERING:	SEE CHART.

G E CAUTION: MOISTURE SENSITIVE DEVICE  
PER JEDEC LEVEL 2A STANDARDS

\*UNLESS OTHERWISE SPECIFIED TOLERANCES PER DECIMAL PRECISION ARE: X=±1 (±0.039), X.X=±0.5 (±0.020), X.XX=±0.25 (±0.010), X.XXX=±0.127 (±0.005). LEAD SIZE=±0.05 (±0.002), LEAD LENGTH=±0.75 (±0.030). MIN.= +DECIMAL PRECISION MAX.= +DECIMAL PRECISION -0.00

NOTES:

1. PART SUPPLIED ON SUPER 8 TAPE AND REEL, 3,000 PIECES PER REEL.
2. THE CATHODE IS ORIENTED TOWARDS THE TAPE SPROCKET HOLE.
3. WHITE CERAMIC CARRIER.

\*UNLESS OTHERWISE SPECIFIED TOLERANCES PER DECIMAL PRECISION ARE: X=±1 (±0.039), X.X=±0.5 (±0.020), X.XX=±0.25 (±0.010), X.XXX=±0.127 (±0.005). LEAD SIZE=±0.05 (±0.002), LEAD LENGTH=±0.75 (±0.030). MIN.= <sup>+0.00</sup>DECIMAL PRECISION <sub>-0.00</sub>DECIMAL PRECISION

UNCONTROLLED DOCUMENT



290 E. HELEN ROAD  
PALATINE, IL 60067-6976  
PHONE: +1.847.359.2790  
FAX: +1.847.359.6538  
WEB: WWW.LUMEX.COM

3.0mm x 2.5mm CERAMIC SURFACE MOUNT LED, 565nm GREEN LED, WATER CLEAR LENS.

\*\*THE SPECIFICATIONS MAY CHANGE AT ANY TIME WITHOUT NOTICE DUE TO NEW MATERIALS OR PRODUCT IMPROVEMENT.\*\*

CONFIDENTIAL INFORMATION  
THE INFORMATION CONTAINED IN THIS DOCUMENT IS THE PROPERTY OF LUMEX INC. EXCEPT AS SPECIFICALLY AUTHORIZED IN WRITING BY LUMEX INC., THE HOLDER OF THIS DOCUMENT SHALL KEEP ALL INFORMATION CONTAINED HEREIN CONFIDENTIAL AND SHALL PROTECT SAME IN WHOLE OR IN PART FROM DISCLOSURE AND DISSEMINATION TO ALL THIRD PARTIES.

DATE:	06.17.11	DRAWN BY:	AB
PAGE:	2 OF 2	CHKD BY:	KF
SCALE:	NTS	APRVD BY:	SS
UNIT:	mm [INCH]		Ⓟ

# Mouser Electronics

Authorized Distributor

Click to View Pricing, Inventory, Delivery & Lifecycle Information:

Lumex:

CCL-CRS10GG