

Printed-circuit board connector - HSCP-SP 2,5-1U4-7035 - 2201780

Please be informed that the data shown in this PDF Document is generated from our Online Catalog. Please find the complete data in the user's documentation. Our General Terms of Use for Downloads are valid (<http://phoenixcontact.com/download>)




PCB connector, number of positions: 4, pitch: 5 mm, color: light gray, Color of the spring lever: orange

Your advantages

- ✔ Item is from the ME-IO product range
- ✔ Tool-free mounting
- ✔ Available in overall widths from 18.8 mm
- ✔ Inflammability class V0 according to UL 94
- ✔ Front push-in connection technology
- ✔ Can be mounted on the DIN rail
- ✔ Optional with bus connector for DIN rail mounting



Key Commercial Data

Packing unit	50 pc
GTIN	 4 046356 911436
GTIN	4046356911436

Technical data

Dimensions

Length [l]	10.9 mm
Width [w]	18.8 mm
Height [h]	21.6 mm
Pitch	5 mm

General

Number of positions	4
Connection method	Push-in technology
Insulating material group	I
Rated surge voltage (III/3)	4 kV

Printed-circuit board connector - HSCP-SP 2,5-1U4-7035 - 2201780

Technical data

General

Rated surge voltage (III/2)	4 kV
Rated surge voltage (II/2)	2.5 kV
Rated voltage (III/3)	250 V
Rated voltage (III/2)	300 V
Rated voltage (II/2)	600 V
Connection in acc. with standard	EN-VDE
Nominal current I_N	8 A
Nominal cross section	2.5 mm ²
Maximum load current	8 A
Insulating material	PA
Flammability rating according to UL 94	V0
Stripping length	10 mm

Connection data

Conductor cross section solid min.	0.2 mm ²
Conductor cross section solid max.	1.5 mm ²
Conductor cross section flexible min.	0.2 mm ²
Conductor cross section flexible max.	2.5 mm ²
Conductor cross section flexible, with ferrule without plastic sleeve min.	0.25 mm ²
Conductor cross section flexible, with ferrule without plastic sleeve max.	1.5 mm ²
Conductor cross section flexible, with ferrule with plastic sleeve min.	0.25 mm ²
Conductor cross section flexible, with ferrule with plastic sleeve max.	1.5 mm ²
Conductor cross section AWG min.	24
Conductor cross section AWG max.	16

Standards and Regulations

Connection in acc. with standard	EN-VDE
Flammability rating according to UL 94	V0

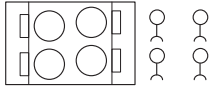
Environmental Product Compliance

China RoHS	Environmentally friendly use period: unlimited = EFUP-e
	No hazardous substances above threshold values

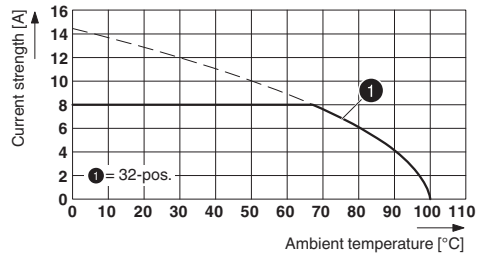
Drawings

Printed-circuit board connector - HSCP-SP 2,5-1U4-7035 - 2201780

Schematic diagram

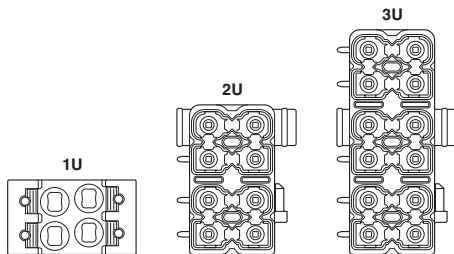


Diagram

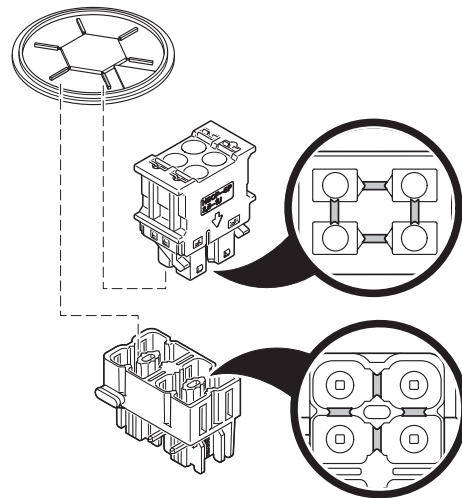


Type: HSCP-SP 2,5-... with HSCH 2,5-...U/... THR 9005

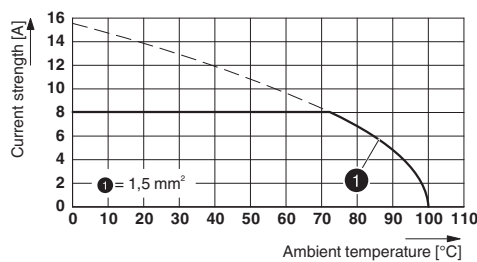
Schematic diagram



Schematic diagram



Diagram



Type: HSCP-SP 2,5... with HSCH 2,5...

Approvals

Approvals

Approvals

IECEE CB Scheme / VDE Zeichengenehmigung / EAC / cULus Recognized

Printed-circuit board connector - HSCP-SP 2,5-1U4-7035 - 2201780

Approvals

Ex Approvals

Approval details

IECEE CB Scheme		http://www.iecee.org/	DE1-58278
Nominal voltage UN	630 V		
Nominal current IN	8 A		
mm ² /AWG/kcmil	0.2-2.5		

VDE Zeichengenehmigung		http://www2.vde.com/de/Institut/Online-Service/VDE-gepruefteProdukte/Seiten/Online-Suche.aspx	40045764
Nominal voltage UN	630 V		
Nominal current IN	8 A		
mm ² /AWG/kcmil	0.2-2.5		

EAC		B.01742
-----	--	---------

cULus Recognized		http://database.ul.com/cgi-bin/XYV/template/LISEXT/1FRAME/index.htm	E60425-20150613
	D	B	
Nominal voltage UN	300 V	150 V	
Nominal current IN	8 A	8 A	
mm ² /AWG/kcmil	24-16	24-16	

Phoenix Contact 2019 © - all rights reserved
<http://www.phoenixcontact.com>

PHOENIX CONTACT GmbH & Co. KG
 Flachsmarktstr. 8
 32825 Blomberg
 Germany
 Tel. +49 5235 300
 Fax +49 5235 3 41200
<http://www.phoenixcontact.com>