

(2.54 mm) .100"

SSM SERIES

TIGER CLAW™ SURFACE MOUNT SOCKET

Mates with:

TSW, MTSW, TST, TSS, ZST, ZSS, DW, EW, ZW, TSM, HMTSW, HTSW, TSSH, BST, HTSS, TLW, MTLW

SPECIFICATIONS

For complete specifications and recommended PCB layouts see www.samtec.com?SSM

Insulator Material: Black Liquid Crystal Polymer
Contact Material: Phosphor Bronze
Plating: Au or Sn over 50 µ" (1.27 µm) Ni

Current Rating (SSM/TSW): 5.2 A per pin (2 pins powered)
Voltage Rating: 405 VAC / 572 VDC

Operating Temp Range: -55 °C to +125 °C with Gold
 -55 °C to +105 °C with Tin

Insertion Depth: SV/DV is (4.34 mm) .171" to (7.24 mm) .285" or pass-through from top; (5.56 mm) .219" plus board thickness minimum from bottom; SH/DH is (4.34 mm) .171" to (6.35 mm) .250"

Normal Force: 125 grams (1.21 N) average
RoHS Compliant: Yes

SSM	1	NO. PINS PER ROW	PLATING OPTION	ROW OPTION	OTHER OPTION
02 thru 36 (-SV, -SH, -DH)	TIGER CLAW CONTACT	02 thru 40 (-DV)	-F = Gold flash on contact, Matte Tin on tail	-L = 10 µ" (0.25 µm) Gold on contact, Matte Tin on tail	-BE = Bottom Entry (-DV & -SV only)
			-S = 30 µ" (0.76 µm) Gold on contact, Matte Tin on tail		-K = (6.50 mm) .256" DIA Polyimide film Pick & Place Pad (2 positions min.) -DV & -SV only
					-P = Plastic Pick & Place Pad (-DV & -SV only) (6 positions min. Contact Samtec for availability on smaller positions)
					-"XXX" = Polarized Position (-BE not available)
					-TR = Tape & Reel Packaging (29 positions max.)

HIGH-SPEED CHANNEL PERFORMANCE

Rating based on Samtec reference channel. For full SI performance data visit Samtec.com or contact SIG@samtec.com

8 Gbps

APPLICATIONS

TSM
SSM
TSSH

HORIZONTAL

PROCESSING

Lead-Free Solderable: Yes

-DH Coplanarity: Less than 28 positions (0.15 mm) .006" max*

More than 27 positions (0.20 mm) .008" max*

-SH, -SV, -DV Coplanarity: (0.15 mm) .006" max*
 *.004" stencil solution may be available; contact IPG@samtec.com

RECOGNITIONS

For complete scope of recognitions see www.samtec.com/quality

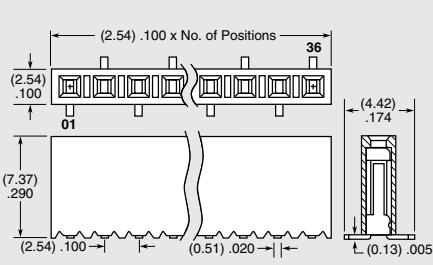


ALSO AVAILABLE
(MOQ Required)

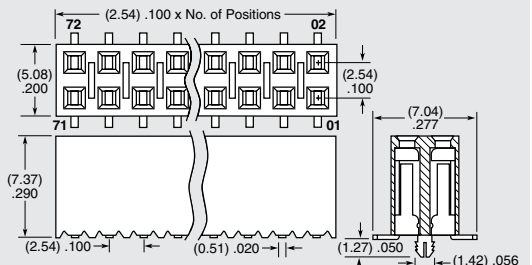
- Alignment pin

Note: Some lengths, styles and options are non-standard, non-returnable.

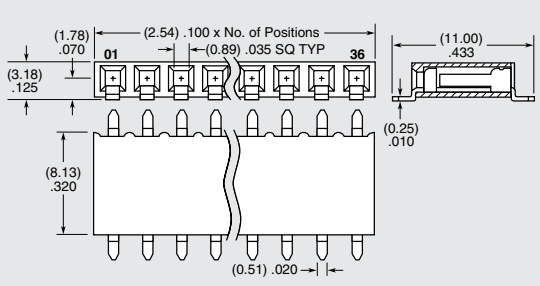
-SV
= Single Row Vertical Pin



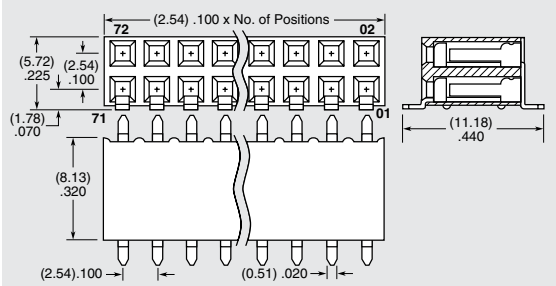
-DV
= Double Row Vertical Pin



-SH
= Single Row Horizontal Pin



-DH
= Double Row Horizontal Pin



Due to technical progress, all designs, specifications and components are subject to change without notice.

WWW.SAMTEC.COM

All parts within this catalog are built to Samtec's specifications. Customer specific requirements must be approved by Samtec and identified in a Samtec customer-specific drawing to apply.

Mouser Electronics

Authorized Distributor

Click to View Pricing, Inventory, Delivery & Lifecycle Information:

Samtec:

[SSM-107-L-DV-LC](#) [SSM-108-L-DV](#) [SSM-105-S-DV](#) [SSM-108-F-DV](#) [SSM-109-L-DV-LC](#) [SSM-105-L-DV-LC](#) [SSM-116-L-SV-BE](#) [SSM-110-L-DV](#) [SSM-103-L-DV](#) [SSM-106-L-SV](#) [SSM-108-S-SV-LC](#) [SSM-114-L-SV-BE](#) [SSM-120-L-DV-LC](#) [SSM-114-L-DV-LC](#) [SSM-106-L-DV-BE-LC-K](#) [SSM-125-L-DV-LC](#) [SSM-106-L-DV](#) [SSM-130-L-DV-LC](#) [SSM-105-L-DV-P-TR](#) [SSM-120-S-DV-LC](#) [SSM-107-L-DV](#) [SSM-105-L-DV](#) [SSM-108-L-DV-LC](#) [SSM-114-S-SV-P](#) [SSM-104-L-DH-LC](#) [SSM-103-L-DH-LC](#) [SSM-102-L-DH-TR](#) [SSM-104-L-SH](#) [SSM-104-L-SV](#) [SSM-108-L-SH](#) [SSM-113-L-DH](#) [SSM-132-L-DV](#) [SSM-116-L-SV](#) [SSM-105-S-DH](#) [SSM-105-L-DV-K](#) [SSM-105-L-DH](#) [SSM-110-L-DV-A](#) [SSM-109-L-DV-BE-LC](#) [SSM-116-L-DV-LC](#) [SSM-105-S-DV-LC](#) [SSM-106-S-DV-K](#) [SSM-106-L-SV-P-TR](#) [SSM-110-L-DV-LC](#) [SSM-115-L-SV](#) [SSM-115-L-DH](#) [SSM-125-L-DV-BE](#) [SSM-120-L-DV-K](#) [SSM-107-F-DV](#) [SSM-107-L-DH](#) [SSM-109-S-SH-TR](#) [SSM-120-S-SH](#) [SSM-112-L-DV](#) [SSM-116-L-SH](#) [SSM-116-LM-DV](#) [SSM-106-S-SV-LC](#) [SSM-116-L-DV-K-TR](#) [SSM-120-L-SV-K](#) [SSM-109-L-SV](#) [SSM-102-S-DV-LC](#) [SSM-102-L-DV-BE](#) [SSM-102-S-DV-TR](#) [SSM-107-S-DV-006](#) [SSM-113-L-DV](#) [SSM-113-S-SV-LC](#) [SSM-115-L-DV-LC](#) [SSM-120-L-SV-LC](#) [SSM-110-L-DV-P](#) [SSM-114-L-DH](#) [SSM-117-L-SV-BE-LC](#) [SSM-121-L-DH](#) [SSM-125-L-DV-P-TR](#) [SSM-120-L-DV-LC-P](#) [SSM-107-S-SV-LC](#) [SSM-108-S-SV-LC-P](#) [SSM-123-L-DV-LC](#) [SSM-136-S-DV-LC-K](#) [SSM-102-L-DV-BE-LC](#) [SSM-102-L-DV-LC](#) [SSM-103-L-DV-P-TR](#) [SSM-105-L-DH-009](#) [SSM-102-S-DV-K-TR](#) [SSM-104-T-DV](#) [SSM-110-L-DV-BE-A-P-TR](#) [SSM-107-L-DV-BE-LC-K](#) [SSM-108-L-DV-K-TR](#) [SSM-105-L-DV-K-TR](#) [SSM-107-S-DV-LC](#) [SSM-114-L-DV-BE](#) [SSM-108-L-DV-LC-K](#) [SSM-107-S-DV](#) [SSM-115-S-DV-LC](#) [SSM-105-L-DV-M](#) [SSM-135-S-DH](#) [SSM-118-L-DV-LC](#) [SSM-114-S-DV](#) [SSM-121-L-SV-BE](#) [SSM-103-L-SH](#) [SSM-104-S-DH](#) [SSM-102-F-SV](#) [SSM-102-S-SH](#)