

IEC Appliance Inlet C14 with Circuit Breaker TA45



See below:
[Approvals and Compliances](#)

Description

- Panel mount :
Screw-on mounting from front side
- 2 Functions :
Appliance Inlet Protection class I , circuit breaker type TA45 2-pole
- Quick connect terminals 6.3 x 0.8 mm

Characteristics

- All single elements are already wired
- Unwired versions available on request
- Circuit Breaker non-illuminated or illuminated
- Suitable for use in equipment according to IEC/UL 60950

References

Alternative: version with line filter [5145](#)
 We recommend for new applications [DF11](#)

Weblinks

[pdf datasheet](#), [html-datasheet](#), [General Product Information](#), [Distributor-Stock-Check](#), [Accessories](#), [Detailed request for product](#), [Microsite](#)

Newly available variants corresponding to V-Lock mating cordset. The connector is equipped with a notch intended for use with the latching cordset. The cord latching system prevents against accidental removal of the cordset.

Technical Data

Ratings IEC	10A / 250VAC; 50Hz	appliance inlet/-outlet	C14 acc. to IEC 60320-1, UL 60320-1, CSA C22.2 no. 60320-1 (for cold conditions) pin-temperature 70 °C, 10A, Protection Class I
Ratings UL/CSA	15A / 250VAC; 60Hz	Circuit Breakers	Acc. IEC/EN 60934, UL 1077, CSA 22.2 no. 235
Dielectric Strength	> 1.5kVAC between L/N-PE (1 min/50Hz)		2-pole rocker switch, illuminated or non-illuminated. Optional with undervoltage- or remote trip release
Allowable Operation Temperature	-10°C to 55°C		Short circuit capacity Icn: at In < 3A/240VAC : 10 x In at In ≥ 3A/240VAC : 300A
IP-Protection	from front side IP 40 acc. to IEC 60529		
Insulation cover	Suitable for appliances with protection class I acc. to IEC 61140		
Terminal	Quick connect terminals 6.3 x 0.8 mm		
Panel Thickness S	Screw: max 6 mm Mounting screw torque max 0.5Nm		
Material: Housing	Thermoplastic, black, UL 94V-0		

Approvals and Compliances

Detailed information on product approvals, code requirements, usage instructions and detailed test conditions can be looked up in [Details about Approvals](#)

Approvals




The approval mark is used by the testing authorities to certify compliance with the safety requirements placed on electronic products.

Approval Reference Type: 6145

Approval Logo	Certificates	Certification Body	Description
	VDE Approvals	VDE	VDE Certificate Number: 40040061
	UL Approvals	UL	UL File Number: E96454

Product standards

Product standards that are referenced

Organization	Design	Standard	Description
	Designed according to	IEC 60320-1	Appliance couplers for household and similar general purposes
	Designed according to	UL 60320-1	Standard for Attachment Plugs and Receptacles
	Designed according to	CSA C22.2 no. 60320-1	General Use Receptacles, Attachment Plugs, and Similar Wiring Devices





Application standards

Application standards where the product can be used

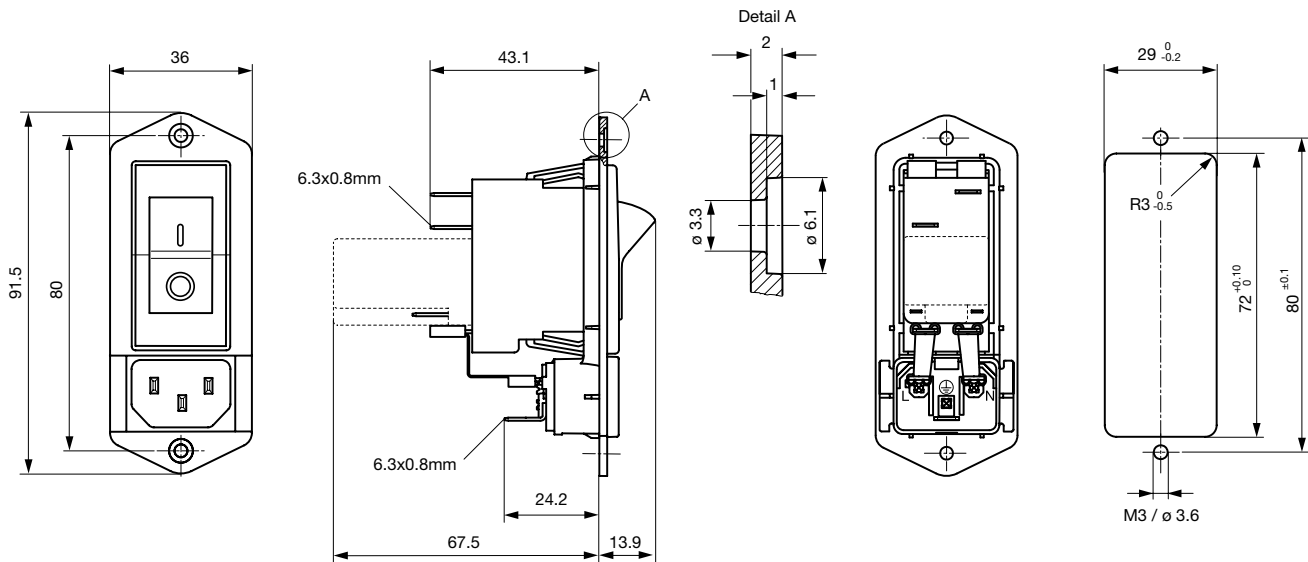
Organization	Design	Standard	Description
	Designed for applications acc.	IEC/UL 60950	IEC 60950-1 includes the basic requirements for the safety of information technology equipment.

Compliances

The product complies with following Guide Lines

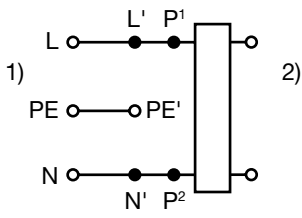
Identification	Details	Initiator	Description
	CE declaration of conformity	SCHURTER AG	The CE marking declares that the product complies with the applicable requirements laid down in the harmonisation of Community legislation on its affixing in accordance with EU Regulation 765/2008.
	RoHS	SCHURTER AG	EU Directive RoHS 2011/65/EU
	China RoHS	SCHURTER AG	The law SJ / T 11363-2006 (China RoHS) has been in force since 1 March 2007. It is similar to the EU directive RoHS.
	REACH	SCHURTER AG	On 1 June 2007, Regulation (EC) No 1907/2006 on the Registration, Evaluation, Authorization and Restriction of Chemicals 1 (abbreviated as "REACH") entered into force.

Dimensions [mm]



* --- Version TA45 with undervoltage release

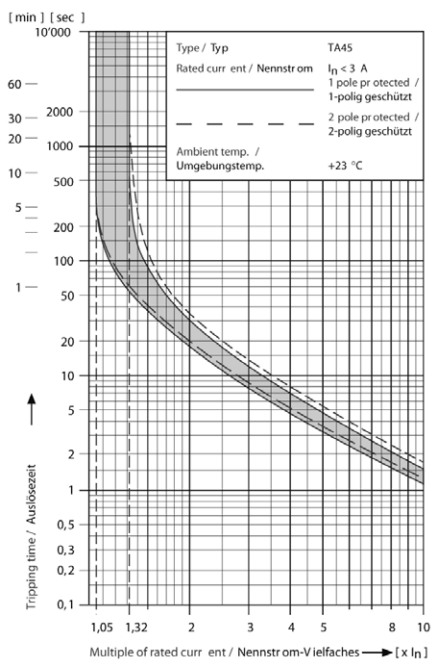
Diagrams



1) Line
 2) Load

Time-Current-Curves

Tripping Characteristics $I_n < 3 A$



Tripping Characteristics $I_n \geq 3 \dots \leq 15 A$

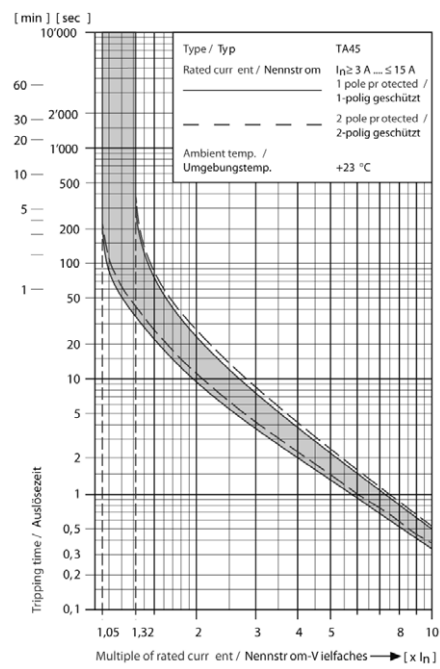


Table 1 Selection for type TA45

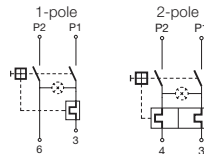
Order example



- Circuit Breaker of Equipment
 - 2-pole, rocker actuated
 - Quick connect terminal
- Other types on request

Diagram

Thermal overload protection



Without illumination

ABT

ABD

With illumination

220...240 V
110...120 V

A12
A14

A32
A34

Colours

Switch front

- W** black
- B** black
- 6** black

Rocker

- white
- black
-
- orange transp.

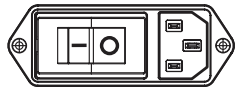
ABT **W** **F** **150** **C0**

Rocker legend

Surface	Illustration	Colour of print
F embossed / Relief	— ○	
H printed / bedruckt	ON OFF	white / weiss
K printed / bedruckt	ON OFF	black / schwarz
L printed / bedruckt	— ○	white / weiss

Surface	Illustration	Colour of print
M printed	— ○	black
P printed	I ○	white
R printed	I ○	black

Position of the rocker legend
e.g F

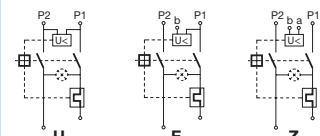


Rated current circuit breaker of equipment

I_n	Code	I_n	Code	I_n	Code	I_n	Code
0,1	J01	1,3	J13	2,8	J28	10,0	100
0,2	J02	1,4	J14	3,0	030	11,0	110
0,3	J03	1,5	J15	3,5	035	12,0	120
0,4	J04	1,6	J16	4,0	040	13,0	130
0,5	J05	1,7	J17	4,5	045	14,0	140
0,6	J06	1,8	J18	5,0	050	15,0	150
0,7	J07	1,9	J19	6,0	060	20,0	200
0,8	J08	2,0	J20	6,5	065		
0,9	J09	2,1	J21	7,0	070		
1,0	J10	2,2	J22	7,5	075		
1,1	J11	2,3	J23	8,0	080		
1,2	J12	2,5	J25	9,0	090		

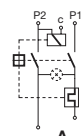
Without release: code C0

Undervoltage release



•	•	•
•	•	•
•	•	•

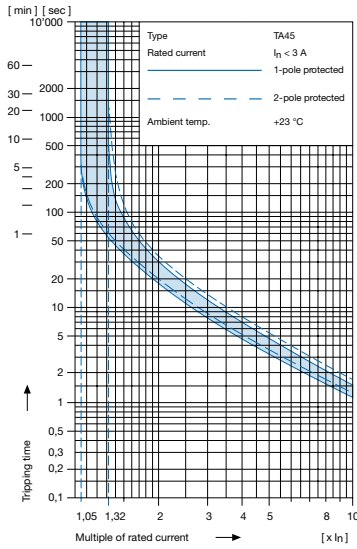
Remote trip release



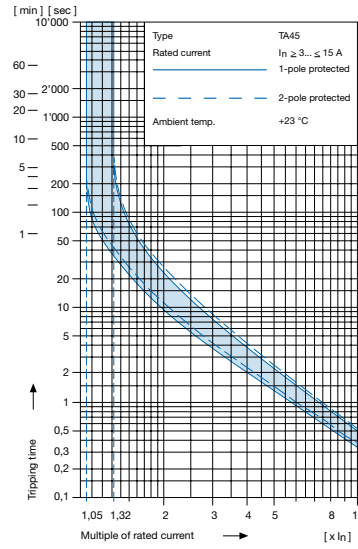
Code	Rated voltage U_n
•	2 240 V AC
•	3 230 V AC
•	4 120 V AC

Technical data (continued)
Circuit breaker

Tripping characteristics
 $I_n < 3 A$



Tripping characteristics
 $I_n \geq 3... \leq 15 A$



Effect of ambient temperature ¹⁾

The unit is calibrated for an ambient temperature of +23 °C. To determine the rated current for a lower or higher ambient temperature, use a correction factor from the table below.

*** Ambient temperature [°C] Correction factor**

-10	0,89
- 5	0,91
0	0,92
+23	1,00
+30	1,03
+40	1,08
+55	1,16

* Temperature must be measured at the rear of the breaker next to the terminals after equipment operating temperature has been reached.

1) Example

Rated current at +23 °C	6,0 A
Ambient temperature	+40 °C
Correction factor	1,08
Chosen rated current at + 40 °C ambient temperature	6 A x 1,08 = 6,5 A

Configuration code (example)

Type	Order code TA45 (2-pole rocker-switch without accessories)
6145 -	ABTWF150C0 - 000 - 111 - 00
	see table 1

Terminal PE

1 Quick-connect terminal 6.3x0.8 mm

Terminal N

1 Quick-connect terminals 6.3x0.8mm, without connection to TA45
 4 connection to TA45 non insulated


Terminal L

1 Quick-connect terminals 6.3x0.8mm, without connection to TA45
 4 connection to TA45 non insulated

Packaging unit 20 Pcs

Accessories

Description



Assorted Covers
 Rear Cover

0859.0074

Mating Outlets/Connectors

Category / Description



Appliance Outlet Overview complete

IEC Appliance Outlet F, Screw-on Mounting, Front Side, Solder Terminal	4787
IEC Appliance Outlet F, Snap-in Mounting, Front Side, Solder or Quick-connect Terminal	4788
IEC Appliance Outlet F or H, Screw-on Mounting, Front Side, Solder, PCB or Quick-connect Terminal	5091

Appliance Outlet further types to 6145

Connector Overview complete



4782 Mounting: Power Cord, 3 x 1 mm ² / 3 x 18 AWG, Cable, Connector: IEC C13	4782
4785 Mounting: Power Cord, 3 x 1 mm ² / 3 x 18 AWG, Cable, Connector: IEC C13	4785
4300-06 Mounting: Power Cord, 3 x 1 mm ² / 3 x 18 AWG, Cable, Connector: IEC C13	4300-06
IEC Connector C15 for hot conditions 120°C, Rewireable, Straight	4781
IEC Connector C15 for hot conditions 120°C, Rewireable, Angled	4784

Connector further types to 6145

...

Mating Outlets/Connectors shuttered



Power Cord Overview complete

Power cord with IEC connector C17, V-Lock, straight	VAC17KS
---	---------

Power Cord further types to 6145

Mouser Electronics

Authorized Distributor

Click to View Pricing, Inventory, Delivery & Lifecycle Information:

Schurter:

[6145.0022.001](#) [6145.0024.001](#) [6145.0031.000](#) [6145.0031.001](#) [6145.0470.001](#) [6145.0586.001](#) [6145.0764.001](#)
[6145.0847.001](#) [6145.0991.000](#) [6145.0991.001](#) [6145.1089.000](#) [6145.1089.001](#) [6145.1477.000](#) [6145.2078.001](#)
[6145.2173.000](#) [6145.2173.001](#) [6145.2173.002](#) [6145.2217.001](#) [6145.2269.000](#) [6145.2405.001](#) [6145.2755.001](#)
[6145.2770.000](#) [6145.2831.000](#) [6145.2837.000](#) [6145.2844.000](#) [6145.2882.001](#) [6145.2950.001](#) [6145.3213.001](#)
[6145.3214.001](#) [6145.3431.001](#) [6145.3436.001](#) [6145.2307.001](#)