


## Base strip - MCD 1,5/12-G1-3,81 - 1843172

Please be informed that the data shown in this PDF Document is generated from our Online Catalog. Please find the complete data in the user's documentation. Our General Terms of Use for Downloads are valid (<http://phoenixcontact.com/download>)



Header, Nominal current: 8 A, Rated voltage (III/2): 160 V, Number of positions: 12, Pitch: 3.81 mm, Color: green, Contact surface: Tin, Mounting: Wave soldering, In combination with MCV plug components, both an MCVW and an MCVR plug must be used.


The figure shows a 10-pos. version with 20 contacts

### Product Features

- Without offset levels, for flush installation on the front of devices
- Low-profile double-level pin strips with high contact density
- Plug-in direction parallel to the PCB



### Key Commercial Data

Packing unit	1 pc
GTIN	 4 017918 112363
Weight per Piece (excluding packing)	14.84 g
Custom tariff number	85366990
Country of origin	Germany

### Technical data

#### Dimensions

Length	21.9 mm
Pitch	3.81 mm
Dimension a	41.91 mm
Width	47.11 mm
Constructional height	22.7 mm
Height	26.2 mm

## Base strip - MCD 1,5/12-G1-3,81 - 1843172

### Technical data

#### Dimensions

Length of the solder pin	3.5 mm
Pin dimensions	0,8 x 0,8 mm
Hole diameter	1.2 mm

#### General

Range of articles	MCD 1,5/...-G1
Insulating material group	I
Rated surge voltage (III/3)	2.5 kV
Rated surge voltage (III/2)	2.5 kV
Rated surge voltage (II/2)	2.5 kV
Rated voltage (III/3)	160 V
Rated voltage (III/2)	160 V
Rated voltage (II/2)	320 V
Connection in acc. with standard	EN-VDE
Nominal current I <sub>N</sub>	8 A
Maximum load current	8 A
Insulating material	PA
Flammability rating according to UL 94	V0
Color	green
Number of positions	12

#### Standards and Regulations

Connection in acc. with standard	EN-VDE
	CSA
Flammability rating according to UL 94	V0

### Classifications

#### eCl@ss

eCl@ss 4.0	272607xx
eCl@ss 4.1	27260701
eCl@ss 5.0	27260701
eCl@ss 5.1	27260701
eCl@ss 6.0	27260704
eCl@ss 7.0	27440402
eCl@ss 8.0	27440402
eCl@ss 9.0	27440402

# Base strip - MCD 1,5/12-G1-3,81 - 1843172

## Classifications

### ETIM

ETIM 3.0	EC001121
ETIM 4.0	EC002637
ETIM 5.0	EC002637

### UNSPSC

UNSPSC 6.01	30211810
UNSPSC 7.0901	39121409
UNSPSC 11	39121409
UNSPSC 12.01	39121409
UNSPSC 13.2	39121409

## Approvals

### Approvals

#### Approvals

CSA / VDE Gutachten mit Fertigungsüberwachung / IEC60335 CB Scheme / cUL Recognized / CCA / EAC / cULus Recognized / EAC

#### Ex Approvals

#### Approvals submitted

### Approval details


CSA 		
	B	D
Nominal current I <sub>N</sub>	8 A	8 A
Nominal voltage U <sub>N</sub>	300 V	300 V


VDE Gutachten mit Fertigungsüberwachung 	
Nominal current I <sub>N</sub>	8 A

## Base strip - MCD 1,5/12-G1-3,81 - 1843172

### Approvals

Nominal voltage UN	160 V
--------------------	-------

IECEE CB Scheme 	
Nominal current IN	8 A
Nominal voltage UN	160 V

cUL Recognized 		
	B	D
Nominal current IN	8 A	8 A
Nominal voltage UN	300 V	300 V

CCA	
Nominal current IN	8 A
Nominal voltage UN	160 V

EAC
-----

cULus Recognized		
	B	D
Nominal current IN	8 A	8 A
Nominal voltage UN	300 V	300 V

EAC
-----

### Accessories

Accessories

Coding element

## Base strip - MCD 1,5/12-G1-3,81 - 1843172

### Accessories

Coding profile - CP-MSTB - 1734634

Coding profile, is inserted into the slot on the plug or inverted header, red insulating material



---

### Labeled terminal marker

Marker card - SK 3,81/2,8:FORTL.ZAHLEN - 0804109



Marker card, Card, white, labeled, Horizontal: Consecutive numbers 1 - 10, 11 - 20, etc. up to 91 - (99)100, Mounting type: Adhesive, for terminal block width: 3.81 mm, Lettering field: 3.81 x 2.8 mm

---

### Additional products

Printed-circuit board connector - FMC 1,5/12-ST-3,81 - 1748079



Plug component, Nominal current: 8 A, Rated voltage (III/2): 160 V, Number of positions: 12, Pitch: 3.81 mm, Connection method: Push-in spring connection, Color: green, Contact surface: Tin

---

Printed-circuit board connector - MC 1,5/12-ST-3,81 - 1803675



Plug component, Nominal current: 8 A, Rated voltage (III/2): 160 V, Number of positions: 12, Pitch: 3.81 mm, Connection method: Screw connection with tension sleeve, Color: green, Contact surface: Tin

---

Printed-circuit board connector - MCVW 1,5/12-ST-3,81 - 1827075



Plug component, Nominal current: 8 A, Rated voltage (III/2): 160 V, Number of positions: 12, Pitch: 3.81 mm, Connection method: Screw connection with tension sleeve, Color: green, Contact surface: Tin

## Base strip - MCD 1,5/12-G1-3,81 - 1843172

### Accessories

---

#### Printed-circuit board connector - MCVR 1,5/12-ST-3,81 - 1827224



Plug component, Nominal current: 8 A, Rated voltage (III/2): 160 V, Number of positions: 12, Pitch: 3.81 mm, Connection method: Screw connection with tension sleeve, Color: green, Contact surface: Tin

---

#### Printed-circuit board connector - FRONT-MC 1,5/12-ST-3,81 - 1850767



Plug component, Nominal current: 8 A, Rated voltage (III/2): 160 V, Number of positions: 12, Pitch: 3.81 mm, Connection method: Front screw connection, Color: green, Contact surface: Tin

---

#### Printed-circuit board connector - FK-MCP 1,5/12-ST-3,81 - 1851148



Plug component, Nominal current: 8 A, Rated voltage (III/2): 160 V, Number of positions: 12, Pitch: 3.81 mm, Connection method: Push-in spring connection, Color: green, Contact surface: Tin

---


#### Printed-circuit board connector - MCC 1/12-STZ-3,81 - 1852273



Plug component, Nominal current: 8 A, Rated voltage (III/2): 160 V, Number of positions: 12, Pitch: 3.81 mm, Connection method: Crimp connection, Color: green, Corresponding female crimp contacts with current [A] and conductor cross section range [mm<sup>2</sup>] data: 5A/MCC-MT 0,2-0,35 (1859988); 8A/MCC-MT 0,5-1,0 (1859991)

---

#### Printed-circuit board connector - QC 0,5/12-ST-3,81 - 1897490



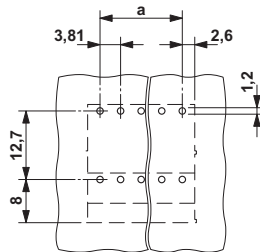
Plug component, Nominal current: 6 A, Rated voltage (III/2): 200 V, Number of positions: 12, Pitch: 3.81 mm, Connection method: Displacement connection, Color: green, Contact surface: Tin

---

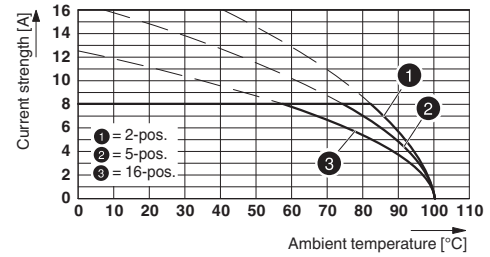
# Base strip - MCD 1,5/12-G1-3,81 - 1843172

## Drawings

Drilling diagram

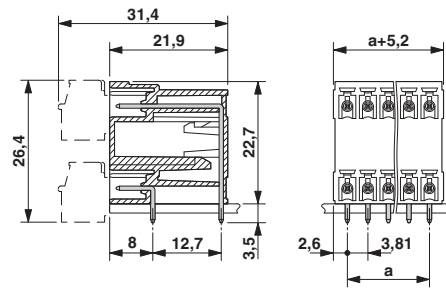


Diagram



Type: MC 1,5/...-ST-3,81 with MCD 1,5/...-G1-3,81

Dimensional drawing



# Mouser Electronics

Authorized Distributor

Click to View Pricing, Inventory, Delivery & Lifecycle Information:

[Phoenix Contact:](#)

[1843172](#)