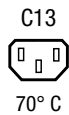


Overview Power Supply Cord with IEC Connector C13, V-Lock, straight



See below:
[Approvals and Compliances](#)

Description

- Power Supply Cord / Interconnection Cord ,
- Protection class I , Pin temperature 70 °C
- with V-Lock interlocking system

Weblinks

[pdf data sheet](#), [html datasheet](#), [General Product Information](#), [Approvals](#), [Distributor-Stock-Check](#), [Accessories](#), [Detailed request for product](#), [Landing Page](#)

Technical Data

Ratings IEC	10A / 250VAC; 50Hz	appliance inlet/-outlet	C13 acc. to IEC 60320-3 IEC 60320-1 UL 498, CSA C22.2 no. 42 (for cold conditions) pin-temperature 70 °C, 10A, Protection Class I
Ratings UL/CSA	10A / 125VAC; 60Hz		
Dielectric Strength	> 2kVDC between L-N > 2kVAC between L/N-PE (1 min/50Hz)		
Allowable Operation Temperature	-25 °C to 70 °C		
IP-Protection	from front side IP20 acc. to IEC 60529		
Protection against electric shock	Suitable for appliances with protection class I acc. to IEC 61140		
Terminal	moulded		
Material: Housing	PVC, black		

Approvals and Compliances

Detailed information on product approvals, code requirements, usage instructions and detailed test conditions can be looked up in [Details about Approvals](#)

SCHURTER products are designed for use in industrial environments. They have approvals from independent testing bodies according to national and international standards. Products with specific characteristics and requirements such as required in the automotive sector according to IATF 16949, medical technology according to ISO 13485 or in the aerospace industry can be offered exclusively with customer-specific, individual agreements by SCHURTER.

Product standards

Product standards that are referenced

Organization	Design	Standard	Description
	Designed according to	IEC 60320-1	Appliance couplers for household and similar general purposes
	Designed according to	IEC 60320-3	Appliance couplers for household and similar general purposes
	Designed according to	UL 498	Standard for Attachment Plugs and Receptacles
	Designed according to	CSA C22.2 no. 42	General Use Receptacles, Attachment Plugs, and Similar Wiring Devices






Application standards

Application standards where the product can be used

Organization	Design	Standard	Description
	Designed for applications acc.	IEC/UL 60950	IEC 60950-1 includes the basic requirements for the safety of information technology equipment.

Compliances

The product complies with following Guide Lines

Identification	Details	Initiator	Description
	CE declaration of conformity	SCHURTER AG	The CE marking declares that the product complies with the applicable requirements laid down in the harmonisation of Community legislation on its affixing in accordance with EU Regulation 765/2008.
	RoHS	SCHURTER AG	Directive RoHS 2011/65/EU, Amendment (EU) 2015/863
	China RoHS	SCHURTER AG	The law SJ / T 11363-2006 (China RoHS) has been in force since 1 March 2007. It is similar to the EU directive RoHS.
	REACH	SCHURTER AG	On 1 June 2007, Regulation (EC) No 1907/2006 on the Registration, Evaluation, Authorization and Restriction of Chemicals 1 (abbreviated as "REACH") entered into force.
	Landing Page V-Lock	SCHURTER AG	V-Lock system are based on a matching plug-dose combination. The connector is equipped with a notch intended for use with the latching cordset. The cord latching system prevents against accidental removal of the cordset.

All Variants

Connector		Cable				Plug					Order Number
Type	V-Lock	Cord Type	Conductor cross section	Length [m]	Color	Type	Country	Standard	Style		
C13	●	H05VV-F3G1.0	3 x 1 mm ²	2.0	black	Argentina	AR	IRAM 2073	straight	-	3-101-501
C13	●	V-75	3 x 0.75 mm ²	1.5	black	Australia	AU	AS 3112	straight	-	6051.2070
C13	●	V-75	3 x 1 mm ²	2.0	black	Australia	AU	AS 3112	straight	-	6051.2030
C13	●	V-75	3 x 1 mm ²	4.0	black	Australia	AU	AS 3112	straight	-	6051.2190
C13	●	V-75	3 x 1 mm ²	5.0	black	Australia	AU	AS 3112	straight	-	6051.2160
C13	●	H05VV-F3G1.0	3 x 1 mm ²	2.5	black	Brazil	BR	NBR 14136	straight	-	6051.2016
C13	●	H05VV-F3G1.0	3 x 1 mm ²	5.0	black	Brazil	BR	NBR 14136	straight	-	3-100-523
C13	●	RVV 300/500 3x0.75	3 x 0.75 mm ²	1.0	black	China	CN	GB 2099	straight	-	3-108-993
C13	●	RVV 300/500 3x0.75	3 x 0.75 mm ²	1.5	black	China	CN	GB 2099	straight	-	6051.2072
C13	●	RVV 300/500 3x1.0	3 x 1 mm ²	2.0	black	China	CN	GB 2099	straight	-	6051.2032
C13	●	RVV 300/500 3x1.0	3 x 1 mm ²	5.0	black	China	CN	GB 2099	straight	-	3-100-527
C13	●	H05VV-F3G0.75	3 x 0.75 mm ²	1.5	black	Europlug	EU	CEE 7 / VII	straight	-	6051.2063
C13	●	H05VV-F3G1.0	3 x 1 mm ²	2.0	black	Europlug	EU	CEE 7 / VII	angled	-	6051.2004
C13	●	H05VV-F3G1.0	3 x 1 mm ²	2.0	black	Europlug	EU	CEE 7 / VII	straight	-	6051.2003
C13	●	H05VV-F3G1.0	3 x 1 mm ²	3.0	black	Europlug	EU	CEE 7 / VII	angled	-	6051.2093
C13	●	H05VV-F3G1.0	3 x 1 mm ²	3.0	black	Europlug	EU	CEE 7 / VII	straight	-	6051.2083
C13	●	H05VV-F3G1.0	3 x 1 mm ²	3.0	white	Europlug	EU	CEE 7 / VII	angled	-	6051.2094
C13	●	H05VV-F3G1.0	3 x 1 mm ²	4.0	black	Europlug	EU	CEE 7 / VII	straight	-	6051.2183
C13	●	H05VV-F3G1.0	3 x 1 mm ²	5.0	black	Europlug	EU	CEE 7 / VII	angled	-	6051.2154
C13	●	H05VV-F3G1.0	3 x 1 mm ²	5.0	black	Europlug	EU	CEE 7 / VII	straight	-	6051.2153
C13	●	IS 694	3 x 1 mm ²	2.0	black	India	IN	IS 1293	straight	-	3-101-514
C13	●	H05VV-F3G0.75 / SVT 3x18 AWG	3 x 0.75 mm ² / 18 AWG	0.6	black	Interconnection	INT	IEC 60320-1	straight	-	3-100-354
C13	●	H05VV-F3G0.75	3 x 0.75 mm ²	0.6	black	Interconnection	INT	IEC 60320-1	straight	-	6051.2037

Connector		Cable				Plug					Order Number
Type	V-Lock	Cord Type	Conductor cross section	Length [m]	Color	Type	Country	Standard	Style		
C13	●	H05VV-F3G0.75 / SVT 3x18 AWG	3 x 0.75 mm ² / 18 AWG	1.2	black	Interconnection	INT	IEC 60320-1	straight	-	3-100-355
C13	●	H05VV-F3G0.75	3 x 0.75 mm ²	1.2	black	Interconnection	INT	IEC 60320-1	straight	-	6051.2027
C13	●	H05VV-F3G0.75 / SVT 3x18 AWG	3 x 0.75 mm ² / 18 AWG	1.5	black	Interconnection	INT	IEC 60320-1	straight	-	3-100-356
C13	●	H05VV-F3G0.75	3 x 0.75 mm ²	1.5	black	Interconnection	INT	IEC 60320-1	straight	-	6051.2067
C13	●	H05VV-F3G0.75 / SVT 3x18 AWG	3 x 0.75 mm ² / 18 AWG	1.8	black	Interconnection	INT	IEC 60320-1	straight	-	3-100-734
C13	●	H05VV-F3G0.75 / SVT 3x18 AWG	3 x 0.75 mm ² / 18 AWG	2.0	black	Interconnection	INT	IEC 60320-1	straight	-	6051.2007
C13	●	SVT 3x18 AWG	3 x 18 AWG	3.0	black	Interconnection	INT	UL 60320-1	straight	-	3-100-361
C13	●	H05VV-F3G1.0	3 x 1 mm ²	3.0	black	Interconnection	INT	IEC 60320-1	straight	-	6051.2087
C13	●	H05VV-F3G0.75	3 x 0.75 mm ²	1.5	black	Italy	IT	CEI 23-50	straight	-	6051.2077
C13	●	H05VV-F3G1.0	3 x 1 mm ²	2.0	black	Italy	IT	CEI 23-50	straight	-	3-107-569
C13	●	H05VV-F3G1.0	3 x 1 mm ²	5.0	black	Italy	IT	CEI 23-50	straight	-	3-100-524
C13	●	VCTF 3x0.75	3 x 0.75 mm ²	1.5	black	Japan	JP	JIS 8303	straight	-	6051.2071
C13	●	VCTF 3x1.25	3 x 1.25 mm ²	2.0	black	Japan	JP	JIS 8303	straight	-	6051.2031
C13	●	VCTF 3x1.25	3 x 1.25 mm ²	4.0	black	Japan	JP	JIS 8303	straight	-	6051.2191
C13	●	VCTF 3x1.25	3 x 1.25 mm ²	5.0	black	Japan	JP	JIS 8303	straight	-	3-100-528
C13	●	SJT 3x18 AWG	3 x 18 AWG	1.5	black	North America	USA	NEMA 5-15	straight	-	6051.2061
C13	●	SJT 3x18 AWG	3 x 18 AWG	2.0	black	North America	USA	NEMA 5-15	straight	-	6051.2001
C13	●	SJT 3x18 AWG	3 x 18 AWG	3.0	black	North America	USA	NEMA 5-15	straight	-	6051.2081
C13	●	SJT 3x18 AWG	3 x 18 AWG	3.0	white	North America	USA	NEMA 5-15	straight	-	6051.2095
C13	●	SJT 3x16 AWG	3 x 16 AWG	3.0	white	North America	USA	NEMA 5-15	straight	-	6051.2121
C13	●	SJT 3x16 AWG	3 x 16 AWG	4.0	black	North America	USA	NEMA 5-15	straight	-	6051.2181
C13	●	SJT 3x18 AWG	3 x 18 AWG	5.0	black	North America	USA	NEMA 5-15	straight	-	6051.2151
C13	●	SJT 3x16 AWG	3 x 16 AWG	5.0	white	North America	USA	NEMA 5-15	straight	-	3-100-522
C13	●	H05VV-F3G0.75	3 x 0.75 mm ²	1.5	black	South Africa	ZA	SANS 164-1	straight	-	6051.2078
C13	●	H05VV-F3G1.0	3 x 1 mm ²	2.0	black	South Africa	ZA	SANS 164-1	straight	-	3-107-570
C13	●	H05VV-F3G1.0	3 x 1 mm ²	5.0	black	South Africa	ZA	SANS 164-1	straight	-	3-100-526
C13	●	H05VV-F3G1.0	3 x 1 mm ²	2.5	black	Switzerland	CH	SEV Typ 12	straight	-	6051.2015
C13	●	H05VV-F3G1.0	3 x 1 mm ²	4.0	black	Switzerland	CH	SEV Typ 12	straight	-	6051.2185
C13	●	H05VV-F3G1.0	3 x 1 mm ²	5.0	black	Switzerland	CH	SEV Typ 12	straight	-	6051.2155
C13	●	H05VV-F3G0.75	3 x 0.75 mm ²	1.5	black	United Kingdom	UK	BS 1363	angled	-	6051.2068
C13	●	H05VV-F3G1.0	3 x 1 mm ²	2.0	black	United Kingdom	UK	BS 1363	angled	-	6051.2008

Connector		Cable				Plug					Order Number
Type	V-Lock	Cord Type	Conductor cross section	Length [m]	Color	Type	Country	Standard	Style		
C13	●	H05VV-F3G1.0	3 x 1 mm ²	4.0	black	United Kingdom	UK	BS 1363	angled	-	6051.2188
C13	●	H05VV-F3G1.0	3 x 1 mm ²	5.0	black	United Kingdom	UK	BS 1363	angled	-	6051.2158
C13	●	H05VV-F3G1.0	3 x 1 mm ²	2.0	black	uninsulated wires	-	-	-	-	6051.2009
C13	●	H05VV-F3G1.0	3 x 1 mm ²	3.0	black	uninsulated wires	-	-	-	-	6051.2089
C13	●	H05VV-F3G1.0	3 x 1 mm ²	5.0	black	uninsulated wires	-	-	-	-	6051.2099
C19	●	H05VV-F3G1.5	3 x 1.5 mm ²	6.0	black	Denmark	DK	SB107-2-D1	straight	-	3-124-068
C19	●	H05VV-F3G1.5	3 x 1.5 mm ²	6.0	black	South Africa	ZA	SANS 164-1	straight	-	3-124-071

Most Popular:

Availability for all products can be searched real-time: <https://www.schurter.com/en/Stock-Check/Stock-Check-SCHURTER>

Mating Inlets/Plugs shuttered

Category / Description

Appliance Inlet Overview complete



6010, Mounting: Snap-in, Solder, quick-connect, screw, PCB, Appliance Inlet: IEC C14	6010
6015, Mounting: Snap-in, Solder, quick-connect, screw, PCB, Appliance Inlet: IEC C18	6015
6048, Mounting: Screw, Appliance Inlet: IEC C14	6048
6061, Mounting: Screw, Appliance Inlet: IEC C14	6061
GSP1, Mounting: Screw, Appliance Inlet, IEC C14, For PCB mounting, IP40, Quick connect terminals 4.8 x 0.8 mm angled or straight, Suitable for appliances with protection class I or II	GSP1

[Appliance Inlet further types to VAC13KS](#)

IEC Inlet Filter Overview complete



5123, Mounting: Screw, Front-/Rear-Side, Filter: Standard and Medical Version, Without fuse holder: 10 A, Themoplast / steel tin-plated Appliance Inlet: IEC C14, Suitable for appliances with protection class I or II	5123
5120, Mounting: Screw with plastic flange, Front-/Rear-Side, Filter: Standard and Medical Version, Without fuse holder: 10 A, Themoplast / steel tin-plated Appliance Inlet: IEC C14, Suitable for appliances with protection class I or II	5120
KFS, Mounting: Screw, Front Side, Filter: Standard version, Without fuse holder: 10 A, Appliance Inlet: IEC C14, pre-wired	KFS

[IEC Inlet Filter further types to VAC13KS](#)

Power Entry Module Overview complete



DF11, Mounting: Screw, Rocker switch: non-illuminated or illuminated 2-pole, Quick connect terminals 6.3 x 0.8 mm, Appliance Inlet: IEC C14, Without fuse holder: Suitable for appliances with protection class I or II 0 DF11, Mounting: Screw, Quick connect terminals 6.3 x 0.8 mm, Without fuse holder: Rocker switch, non-illuminated or illuminated, 2-pole, Appliance Inlet: IEC C14, 250 VAC, prewired, Suitable for appliances with protection class I or II 0 DF11, Power Entry Module C14, 55°C, version: L: N: ground: : fuseholder: color: design: dimension S: features: 0 DF11, Mounting: Snap-in or screw-on, Appliance Inlet: IEC C14, Without fuse holder: : black, Suitable for appliances with protection class I or II 0 DF11, Mounting: Snap-in or screw-on 8 mm, Quick connect terminals 6.3 x 0.8 mm, IP40,; black, Appliance Inlet: IEC C14, Circuit Breakers TA45, A, non-illuminated, Protection Class I or II 0 DF11, Mounting: Snap-in or screw-on, mm, Without fuse holder: : IEC Suitable for appliances with protection class I or II 0	DF11
DD11, Mounting: Screw-on mounting, Rocker switch: non-illuminated or illuminated 2-pole, Quick connect terminals 4.8 x 0.8 mm, Appliance Inlet: IEC C14, With or without protection cover, Fuseholder: 1 or 2 pole, Suitable for appliances with protection class I	DD11
DD21, Mounting: Screw-on mounting Rear Side, Rocker switch: non-illuminated or illuminated 2-pole, additional quick connect 4.8 x 0.8 mm Appliance Inlet: IEC C14, Fuseholder: 1 or 2 pole	DD21
DC11, Mounting: Screw, Rocker switch: non-illuminated or illuminated 1 or 2 pole, Quick connect terminals 4.8 x 0.8 mm, Appliance Inlet: IEC C14, Without fuse holder: Suitable for appliances with protection class I or II	DC11
DC21, Mounting: Screw Rear Side, Rocker switch: non-illuminated or illuminated 2-pole, Quick connect terminals 4.8 x 0.8 mm Appliance Inlet: IEC C14, Without fuse holder:	DC21

[Power Entry Module further types to VAC13KS](#)

Category / Description

[Power Entry Module with line filter Overview complete](#)



DG12, Mounting : Screw, 8 mm, 15 A, prewired, Standard and Medical Version, Appliance Inlet: IEC C14 C18, Circuit Breakers TA35: DG12, Suitable for appliances with protection class I or II	DG12
DD14, Mounting: Screw-on mounting, Front Side, Filter, Standard and Medical Version, Fuseholder:1 or 2 pole, 10 A, Rocker switch: 2-pole, non-illuminated Appliance Inlet: IEC C14, prewired	DD14
DA22 Mounting: Screw-on mounting, Rear Side, PCB, 10 A, Filter: Standard and Medical Version, Fuseholder: 1 or 2 pole, Appliance Inlet: IEC C14, Suitable for appliances with protection class I	DA22
DC12, Mounting: Screw, Front-/Rear-Side, Filter, Standard and Medical Version, Without fuse holder:10 A, Rocker switch: 1 or 2 pole, non-illuminated or illuminated Appliance Inlet: IEC C14, prewired	DC12
DC22 Mounting: Screw, Rear Side, PCB, 10 A, Filter: Standard and Medical Version, Without fuse holder: Rocker switch: 1 or 2 pole, non-illuminated or illuminated, Appliance Inlet: IEC C14, Suitable for appliances with protection class I	DC22
Power Entry Module with line filter further types to VAC13KS	...

Mouser Electronics

Authorized Distributor

Click to View Pricing, Inventory, Delivery & Lifecycle Information:

Schurter:

[6051.2031](#) [6051.2121](#) [6051.2003](#) [6051.2072](#) [6051.2015](#) [6051.2032](#) [6051.2083](#) [6051.2008](#) [6051.2007](#) [6051.2001](#)
[6051.2037](#) [6051.2061](#) [6051.2016](#) [6051.2063](#) [6051.2077](#) [6051.2027](#) [6051.2078](#) [6051.2068](#) [6051.2067](#) [6051.2071](#)
[6051.2005](#) [6051.2153](#) [6051.2158](#) [6051.2093](#) [6051.2004](#) [6051.2151](#) [6051.2018](#) [6051.2006](#) [6051.2014](#) [6051.2013](#)
[6051.2011](#) [6051.2017](#)