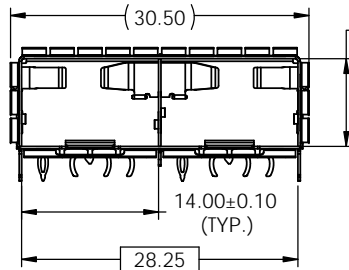
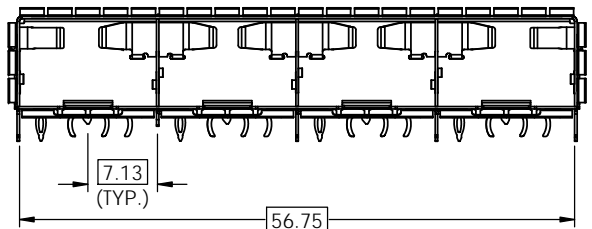
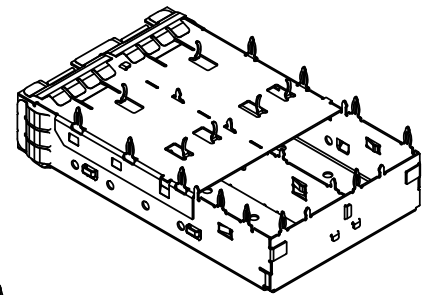
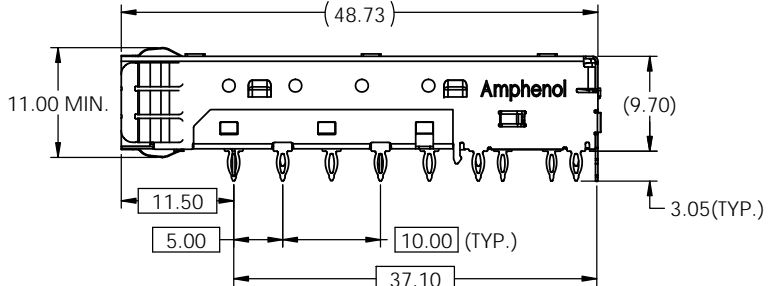


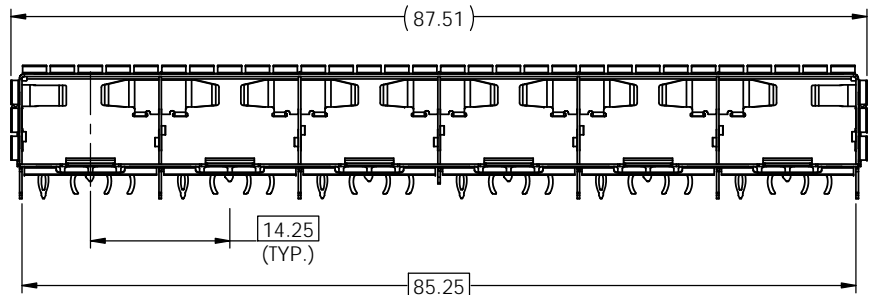
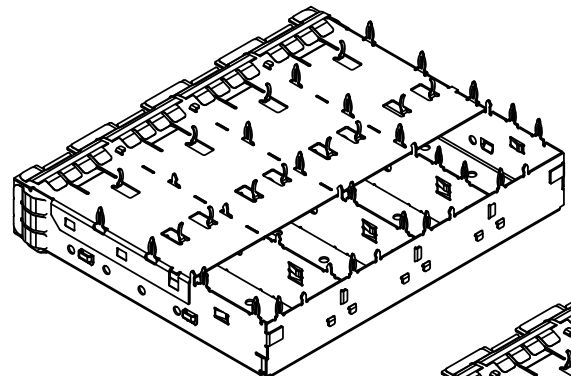
REVISIONS				
REV	ECN/E-R	DESCRIPTION	DATE	APPROVED
A		PROPOSAL	MAR 26/09	
B		B-B APPLICATION ADDED	AUG 13/09	
C		PROPOSAL	MAR 15/12	



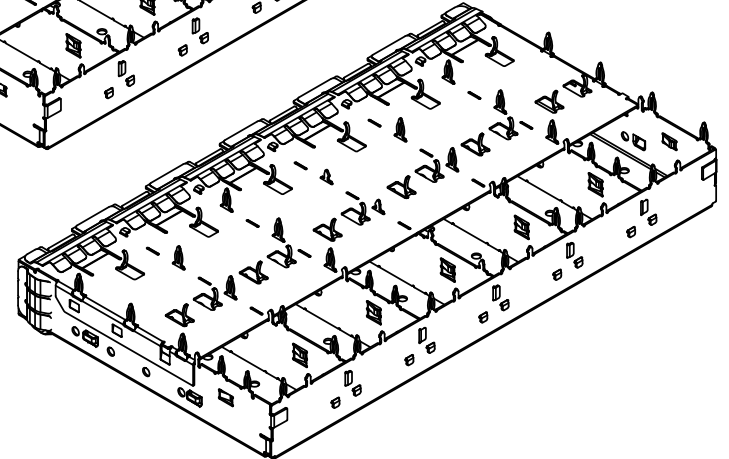
U77-A261M-X081



U77-A461M-X081



U77-A661M-X081



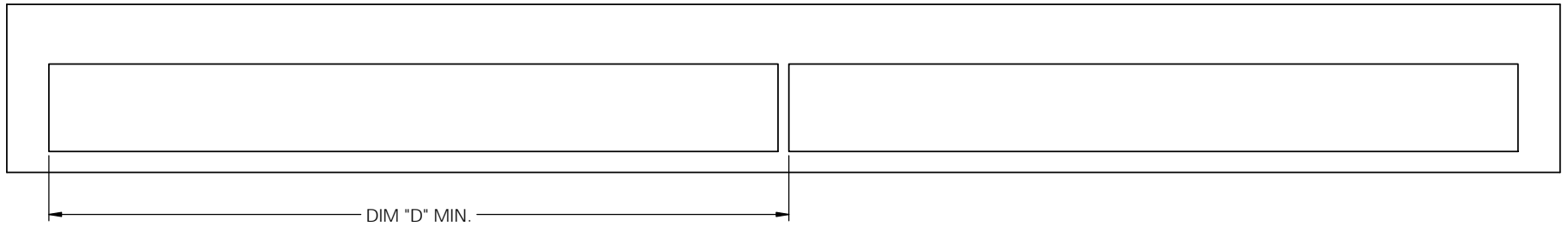
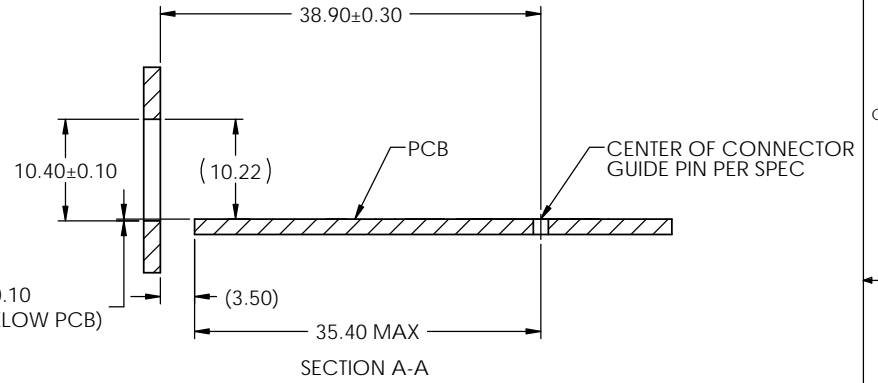

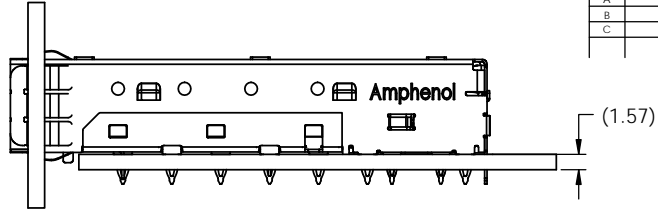
DO NOT SCALE DRAWING

THIS DOCUMENT CONTAINS PROPRIETARY INFORMATION AND SUCH INFORMATION MAY NOT BE DISCLOSED TO OTHERS FOR ANY PURPOSE OR USED FOR MANUFACTURING PURPOSES WITHOUT PERMISSION FROM AMPHENOL CANADA CORP.

UNLESS OTHERWISE SPECIFIED DIMENSIONS ARE IN MILLIMETERS TOLERANCES ARE: DECIMALS ± 0.38 ANGLES ± 1° MATERIAL AND FINISH SEE NOTE 1		APPROVALS DRAWN Chigow.X DESIGNED CHECKED J.SJ QA APPD	DATE MAR14/09 MAR14/09	Amphenol Canada Corp.	
				TITLE 1XN SFP+ CAGE ASSY WITH SPRING FINGER GASKET	
REF	E APPD	F APPD	SCALE A3 2:1	DWG. NO. P-U77-AX61M-X081	REV C
CODE IDENT. NO. 03554	DWG APPD A.G.	DATE MAR14/09	SCALE 2:1	PROJECT	SHEET 2 OF 10

PART NUMBER	DIM "C"	DIM "D"
U77-A261M-X081	29.70	31.00
U77-A461M-X081	58.20	59.50
U77-A661M-X081	86.70	88.00

REVISIONS				
REV	ECN/E-R	DESCRIPTION	DATE	APPROVED
A		PROPOSAL	MAR 26/09	
B		B-B APPLICATION ADDED	AUG 13/09	
C		PROPOSAL	MAR 15/12	

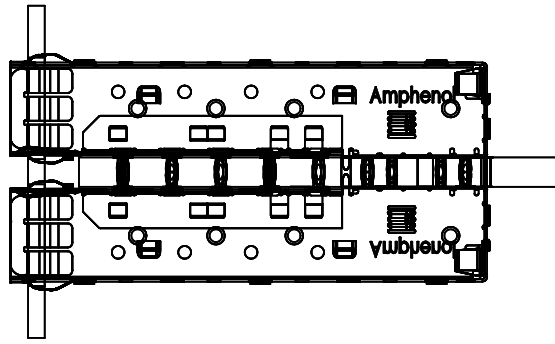


UNLESS OTHERWISE SPECIFIED DIMENSIONS ARE IN MILLIMETERS TOLERANCES ARE:		APPROVALS		DATE	Amphenol Canada Corp.	
DECIMALS	ANGLES	DRAWN	Chigow.X	MAR14/09	TITLE	
X.X ± 0.38	± 1°	DESIGNED			1XN SFP+ CAGE ASSY WITH SPRING FINGER GASKET	
X.XX ± 0.25		CHECKED	J.SJ	MAR14/09		
MATERIAL AND FINISH		QA APPD				
SEE NOTE 1		E APPD			SIZE	DWG. NO.
REF.		DWG APPD	A.G.	MAR14/09	A3	P-U77-AX61M-X081
CODE IDENT. NO.	03554	SCALE	2:1	PROJECT	REV	C
					SHEET	3 OF 10

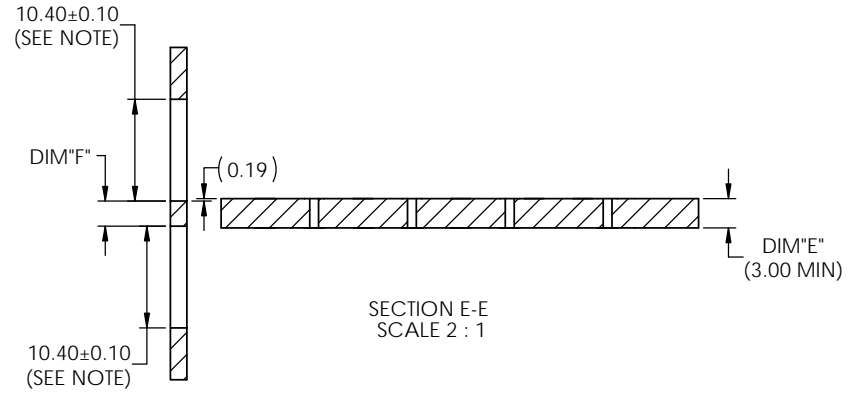
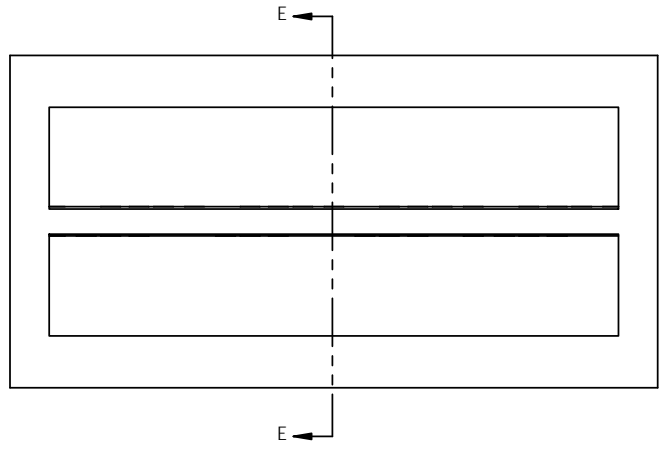
DO NOT SCALE DRAWING

THIS DOCUMENT CONTAINS PROPRIETARY INFORMATION AND SUCH INFORMATION MAY NOT BE DISCLOSED TO OTHERS FOR ANY PURPOSE OR USED FOR MANUFACTURING PURPOSES WITHOUT PERMISSION FROM AMPHENOL CANADA CORP.

REVISIONS				
REV	ECN/E-R	DESCRIPTION	DATE	APPROVED
A		PROPOSAL	MAR 26/09	
B		B-B APPLICATION ADDED	AUG 13/09	
C		PROPOSAL	MAR 15/12	



NOTE:
 PANEL CUTOUT SIZES PER SFF 8433 SPEC. FOR BELLY TO BELLY MOUNTING, DIM "E" (PCB THICKNESS) IS 3.0 mm MIN. DIM "F" RELATED TO DIM "E". FOR DIM "F" = DIM "E" - 0.44 mm. THE PANEL CUTOUT 10.40 mm MIGHT BE INCREASED UP TO 10.80 mm IN ORDER TO ACCOMODATE PCB TOLERANCE.



SECTION E-E
 SCALE 2 : 1

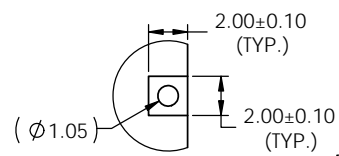
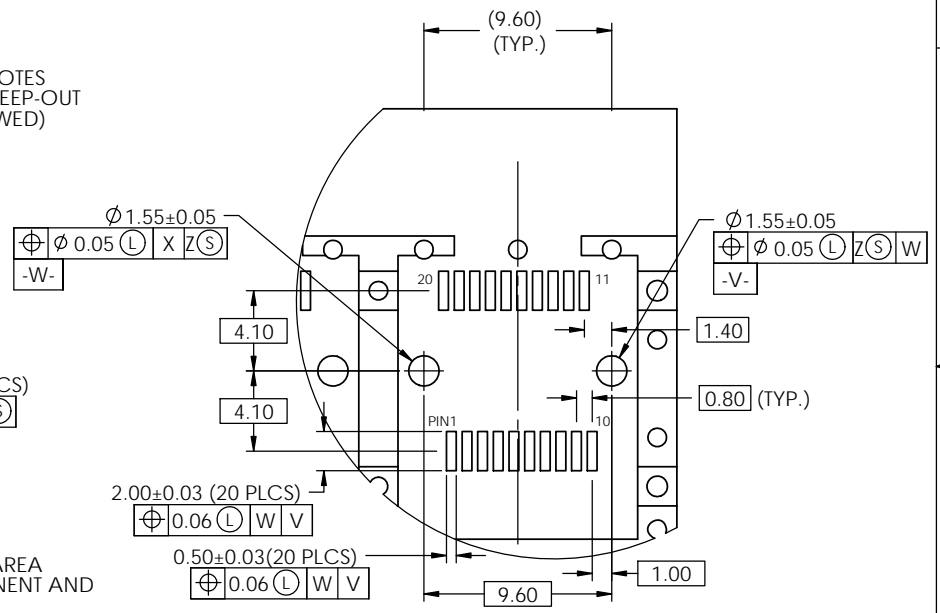
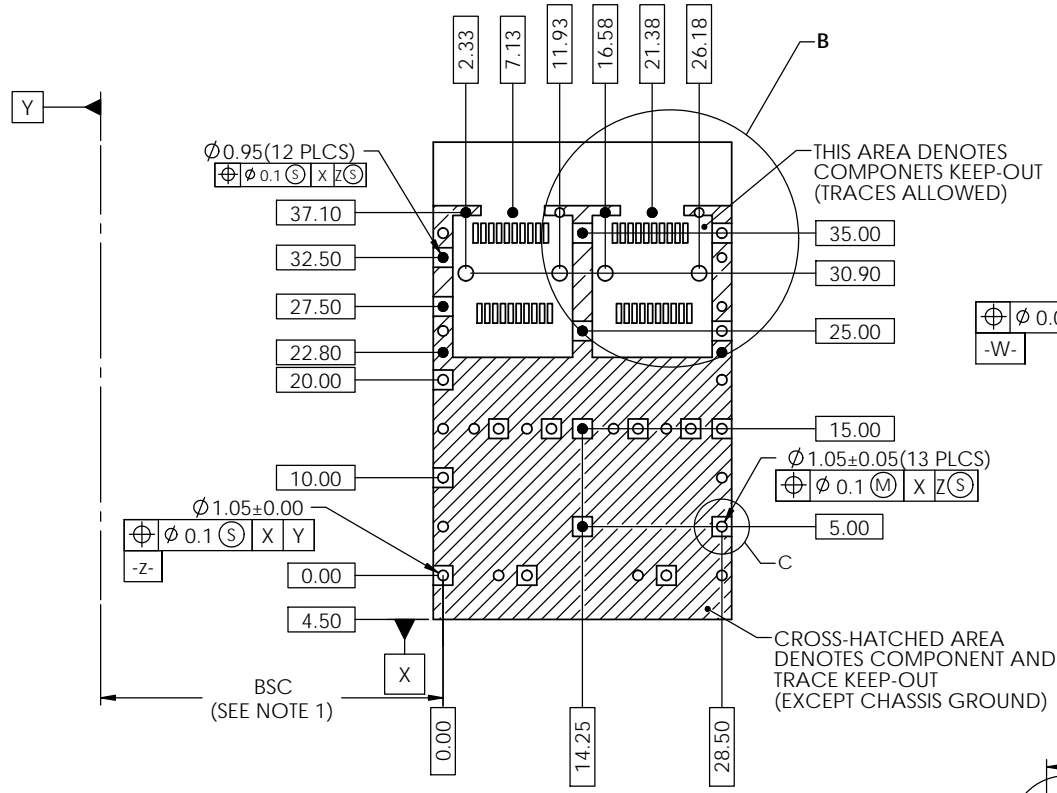
DO NOT SCALE DRAWING

THIS DOCUMENT CONTAINS PROPRIETARY INFORMATION AND SUCH INFORMATION MAY NOT BE DISCLOSED TO OTHERS FOR ANY PURPOSE OR USED FOR MANUFACTURING PURPOSES WITHOUT PERMISSION FROM AMPHENOL CANADA CORP.

UNLESS OTHERWISE SPECIFIED DIMENSIONS ARE IN MILLIMETERS TOLERANCES ARE:		APPROVALS		DATE		Amphenol Canada Corp.	
DECIMALS X.X ± 0.38 X.XX ± 0.25		ANGLES ± 1°		DRAWN Chigow.X DESIGNED		TITLE	
MATERIAL AND FINISH SEE NOTE 1		CHECKED J.SJ		MAR14/09		1XN SFP+ CAGE ASSY WITH SPRING FINGER GASKET	
REF.		E APPD		SCALE		SIZE DWG. NO. PROJECT SHEET	
CODE IDENT. NO. 03554		DWG APPD A.G.		MAR14/09		A3 P-U77-AX61M-X081 C	
				1:1		4 OF 10	

- NOTES:
 1. DATUM AND BASIC DIMENSIONS ESTABLISHED BY CUSTOMER.
 2. PADS AND VIAS ARE CHASSIS GROUND.
 3. THRU-HOLES, PLATING OPTIONAL.
 4. SEE DRAWINGS P-UX76-A20-X00XX FOR CONNECTOR LAYOUT.

REVISIONS				
REV	ECN/E-R	DESCRIPTION	DATE	APPROVED
A		PROPOSAL	MAR 26/09	
B		B-B APPLICATION ADDED	AUG 13/09	
C		PROPOSAL	MAR 15/12	



**RECOMMENDED PCB DESIGN
 FOR SINGLE SIDE MOUNTING
 (P/N U77-A261M-X081)**

DO NOT SCALE DRAWING

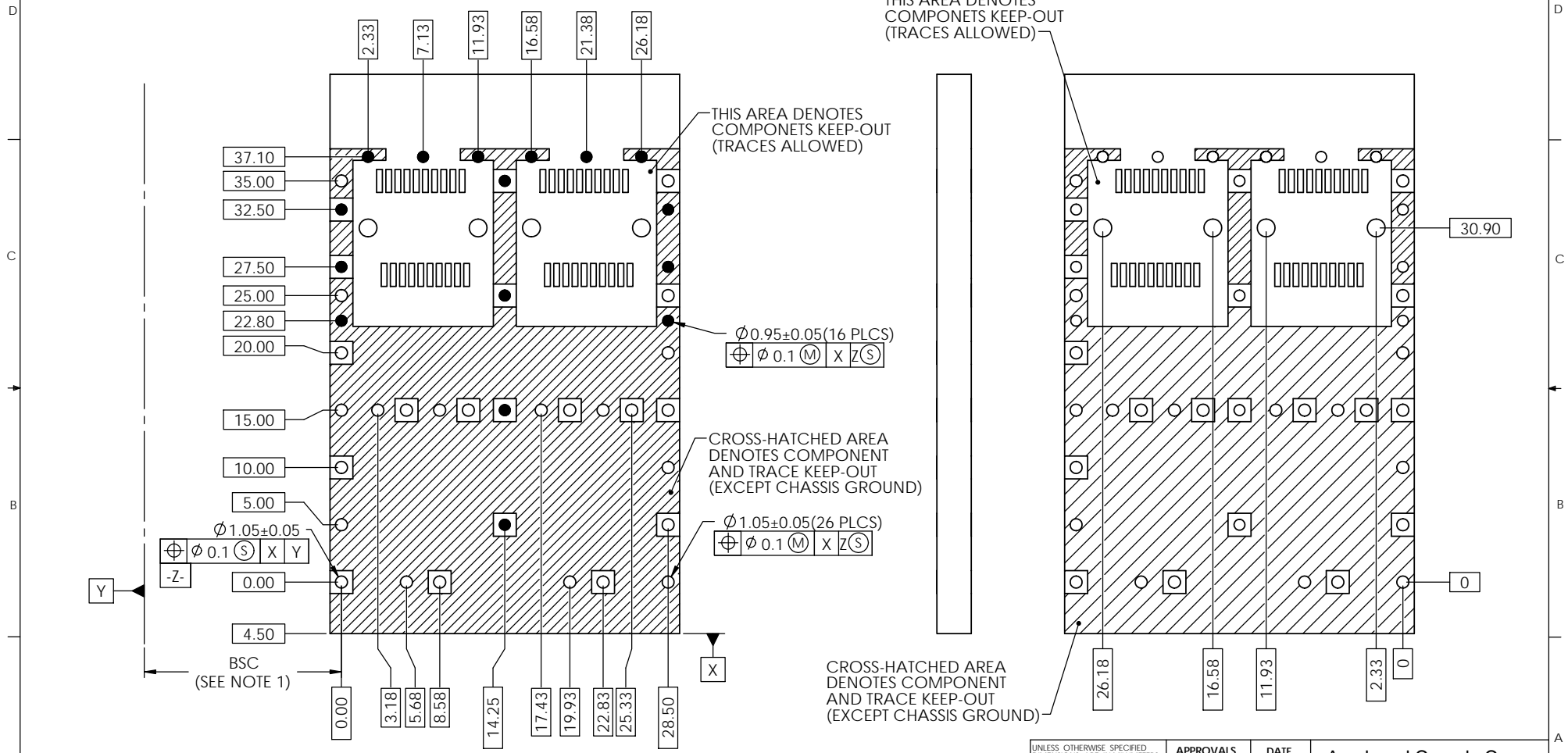
THIS DOCUMENT CONTAINS PROPRIETARY INFORMATION AND SUCH INFORMATION MAY NOT BE DISCLOSED TO OTHERS FOR ANY PURPOSE OR USED FOR MANUFACTURING PURPOSES WITHOUT PERMISSION FROM AMPHENOL CANADA CORP.

UNLESS OTHERWISE SPECIFIED DIMENSIONS ARE IN MILLIMETERS TOLERANCES ARE: DECIMALS ANGLES X.X ± 0.38 ± 1° X.XX ± 0.25		APPROVALS		DATE		Amphenol Canada Corp.	
DRAWN Chigow.X		DESIGNED		MAR14/09		TITLE	
CHECKED J.SJ		QA APPD		MAR14/09		1XN SFP+ CAGE ASSY WITH SPRING FINGER GASKET	
SEE NOTE 1		E APPD				SCALE	
CODE IDENT NO: 03554		DWG APPD A.G.		MAR14/09		SIZE A3	
		SCALE 2:1		PROJECT		REV C	
				SHEET		5 OF 10	

NOTES:

1. DATUM AND BASIC DIMENSIONS ESTABLISHED BY CUSTOMER.
2. PADS AND VIAS ARE CHASSIS GROUND.
3. THRU-HOLES, PLATING OPTIONAL.
4. SEE DRAWINGS P-UX76-A20-X00XX FOR CONNECTOR LAYOUT.

REVISIONS				
REV	EC/N/E/R	DESCRIPTION	DATE	APPROVED
A		PROPOSAL	MAR 26/09	
B		B-B APPLICATION ADDED	AUG 13/09	
C		PROPOSAL	MAR 15/12	



**RECOMMENDED PCB DESIGN
FOR BELLY TO BELLY MOUNTING
(P/N U77-A261M-X081)**

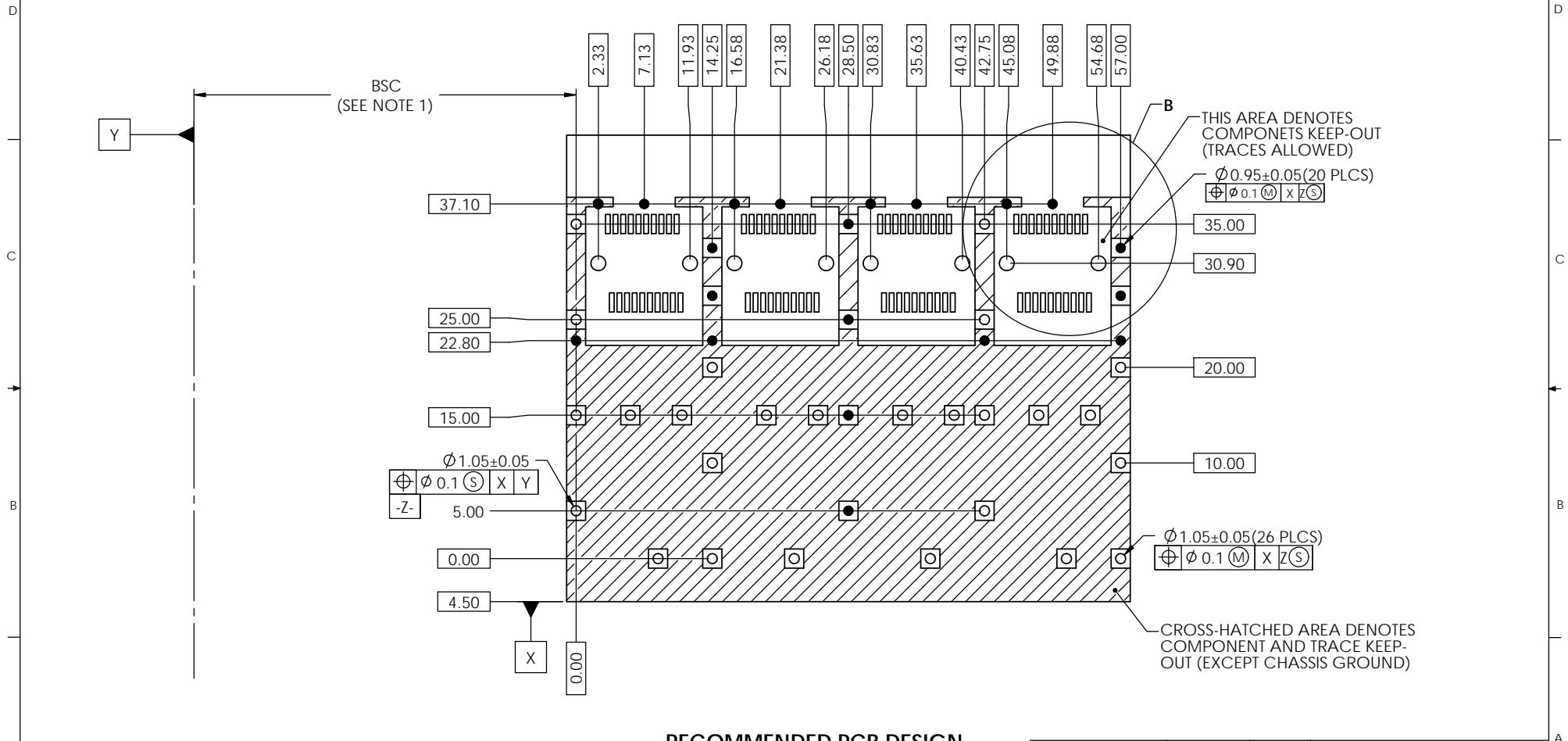
DO NOT SCALE DRAWING

THIS DOCUMENT CONTAINS PROPRIETARY INFORMATION AND SUCH INFORMATION MAY NOT BE DISCLOSED TO OTHERS FOR ANY PURPOSE OR USED FOR MANUFACTURING PURPOSES WITHOUT PERMISSION FROM AMPHENOL CANADA CORP.

UNLESS OTHERWISE SPECIFIED DIMENSIONS ARE IN MILLIMETERS TOLERANCES ARE: DECIMALS ANGLES X.X ± 0.38 ± 1° X.XX ± 0.25	APPROVALS	DATE	Amphenol Canada Corp.	
	DRAWN Chigov.X	MAR14/09	TITLE	
	DESIGNED		1XN SFP+ CAGE ASSY WITH SPRING FINGER GASKET	
	CHECKED J.SJ	MAR14/09		
MATERIAL AND FINISH	SEE NOTE 1			
REF.			SIZE A3	DWG. NO. P-U77-AX61M-X081
CODE IDENT. NO. 03554	DWG APPD. A.G.	MAR14/09	SCALE 3:1	PROJECT SHEET 6 OF 10

- NOTES:
 1. DATUM AND BASIC DIMENSIONS ESTABLISHED BY CUSTOMER.
 2. PADS AND VIAS ARE CHASSIS GROUND.
 3. THRU-HOLES, PLATING OPTIONAL.
 4. SEE DRAWINGS P-UX76-A20-X00XX FOR CONNECTOR LAYOUT.

REVISIONS				
REV	EC/N/E/R	DESCRIPTION	DATE	APPROVED
A		PROPOSAL	MAR 26/09	
B		B-B APPLICATION ADDED	AUG 13/09	
C		PROPOSAL	MAR 15/12	



**RECOMMENDED PCB DESIGN
 FOR SINGLE SIDE MOUNTING
 (P/N U77-A461M-X081)**

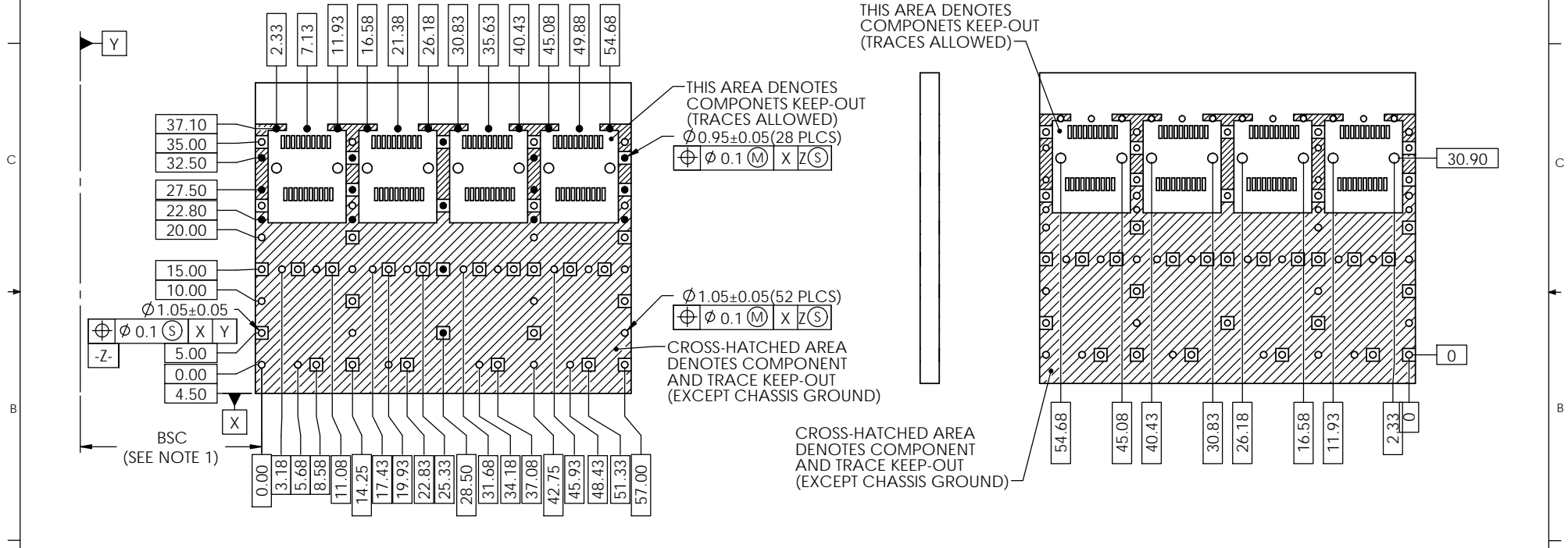
DO NOT SCALE DRAWING

THIS DOCUMENT CONTAINS PROPRIETARY INFORMATION AND SUCH INFORMATION MAY NOT BE DISCLOSED TO OTHERS FOR ANY PURPOSE OR USED FOR MANUFACTURING PURPOSES WITHOUT PERMISSION FROM AMPHENOL CANADA CORP.

UNLESS OTHERWISE SPECIFIED DIMENSIONS ARE IN MILLIMETERS TOLERANCES ARE: DECIMALS ANGLES X.X ± 0.38 ± 1° X.XX ± 0.25		APPROVALS	DATE	Amphenol Canada Corp.
MATERIAL AND FINISH		DRAWN Chigov.X	MAR14/09	
SEE NOTE 1		DESIGNED		TITLE
REF.		CHECKED J.SJ	MAR14/09	1XN SFP+ CAGE ASSY WITH SPRING FINGER GASKET
CODE IDENT NO: 03554		QA APPD		
		E APPD		SIZE A3 DWG. NO. P-U77-AX61M-X081 REV. C
		DWG APPD A.G.	MAR14/09	SCALE 1:1 PROJECT SHEET 7 OF 10

- NOTES:
 1. DATUM AND BASIC DIMENSIONS ESTABLISHED BY CUSTOMER.
 2. PADS AND VIAS ARE CHASSIS GROUND.
 3. THRU-HOLES, PLATING OPTIONAL.
 4. SEE DRAWINGS P-UX76-A20-X00XX FOR CONNECTOR LAYOUT.

REVISIONS				
REV	EC/N/E/R	DESCRIPTION	DATE	APPROVED
A		PROPOSAL	MAR 26/09	
B		B-B APPLICATION ADDED	AUG 13/09	
C		PROPOSAL	MAR 15/12	



**RECOMMENDED PCB DESIGN
 FOR BELLY TO BELLY MOUNTING
 (P/N U77-A461M-X081)**

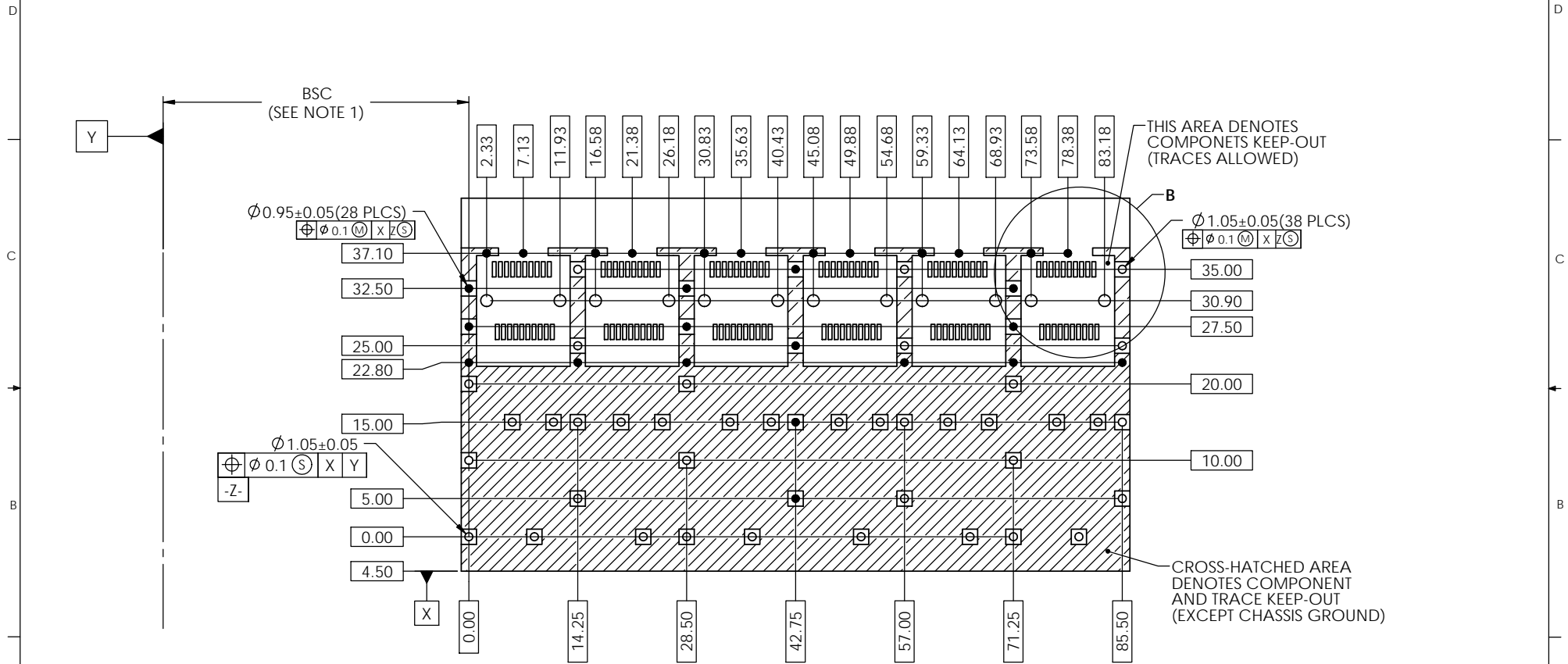
DO NOT SCALE DRAWING

THIS DOCUMENT CONTAINS PROPRIETARY INFORMATION AND SUCH INFORMATION MAY NOT BE DISCLOSED TO OTHERS FOR ANY PURPOSE OR USED FOR MANUFACTURING PURPOSES WITHOUT PERMISSION FROM AMPHENOL CANADA CORP.

UNLESS OTHERWISE SPECIFIED DIMENSIONS ARE IN MILLIMETERS TOLERANCES ARE: DECIMALS ANGLES X.X ± 0.38 ± 1° X.XX ± 0.25		APPROVALS DATE		Amphenol Canada Corp.	
DRAWN Chigow.X		MAR14/09		TITLE	
DESIGNED				1XN SFP+ CAGE ASSY WITH SPRING FINGER GASKET	
CHECKED J.SJ		MAR14/09			
MATERIAL AND FINISH		QA APPD			
SEE NOTE 1					
REF		E APPD		SIZE DWG. NO. REV	
CODE IDENT NO. 03554		DWG APPD A.G. MAR14/09		A3 P-U77-AX61M-X081 C	
		SCALE 2:1		PROJECT SHEET 8 OF 10	

- NOTES:
 1. DATUM AND BASIC DIMENSIONS ESTABLISHED BY CUSTOMER.
 2. PADS AND VIAS ARE CHASSIS GROUND.
 3. THRU-HOLES, PLATING OPTIONAL.
 4. SEE DRAWINGS P-UX76-A20-X00XX FOR CONNECTOR LAYOUT.

REVISIONS				
REV	EC/N/E/R	DESCRIPTION	DATE	APPROVED
A		PROPOSAL	MAR 26/09	
B		B-B APPLICATION ADDED	AUG 13/09	
C		PROPOSAL	MAR 15/12	



**RECOMMENDED PCB DESIGN
 FOR SINGLE SIDE MOUNTING
 (P/N U77-A661M-X081)**

DO NOT SCALE DRAWING

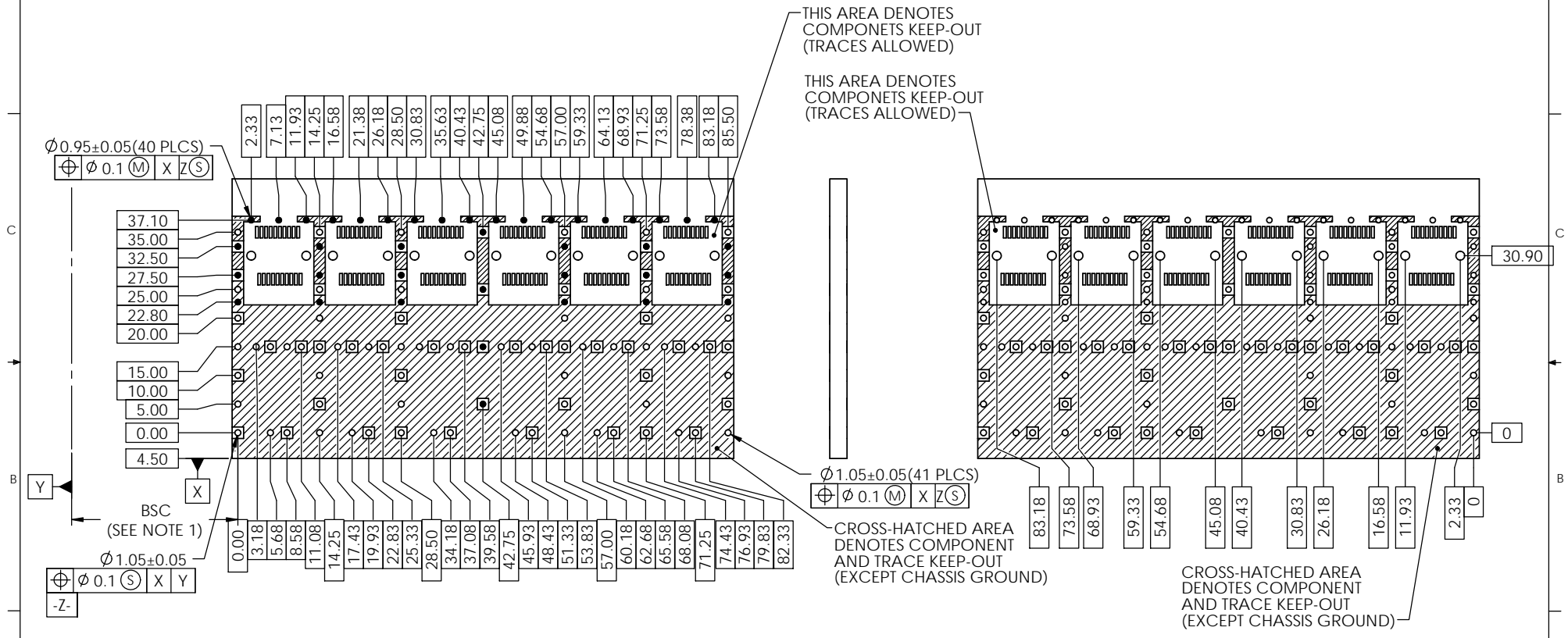
THIS DOCUMENT CONTAINS PROPRIETARY INFORMATION AND SUCH INFORMATION MAY NOT BE DISCLOSED TO OTHERS FOR ANY PURPOSE OR USED FOR MANUFACTURING PURPOSES WITHOUT PERMISSION FROM AMPHENOL CANADA CORP.

UNLESS OTHERWISE SPECIFIED DIMENSIONS ARE IN MILLIMETERS TOLERANCES ARE: DECIMALS ANGLES X.X ± 0.38 ± 1° X.XX ± 0.25 MATERIAL AND FINISH SEE NOTE 1 REF. CODE IDENT NO: 03554	APPROVALS	DATE	Amphenol Canada Corp. 1XN SFP+ CAGE ASSY WITH SPRING FINGER GASKET
	DRAWN Chigow.X	MAR14/09	
	DESIGNED		
	CHECKED J.SJ	MAR14/09	
	QA APPD		
	E APPD		SIZE A3 DWG. NO. P-U77-AX61M-X081 REV. C
	DWG APPD A.G.	MAR14/09	SCALE 1:1 PROJECT SHEET 9 OF 10

8 7 6 5 4 3 2 1

REVISIONS				
REV	EC/N/E/R	DESCRIPTION	DATE	APPROVED
A		PROPOSAL	MAR 26/09	
B		B-B APPLICATION ADDED	AUG 13/09	
C		PROPOSAL	MAR 15/12	

- NOTES:
 1. DATUM AND BASIC DIMENSIONS ESTABLISHED BY CUSTOMER.
 2. PADS AND VIAS ARE CHASSIS GROUND.
 3. THRU-HOLES, PLATING OPTIONAL.
 4. SEE DRAWINGS P-UX76-A20-X00XX FOR CONNECTOR LAYOUT.



**RECOMMENDED PCB DESIGN
 FOR BELLY TO BELLY MOUNTING
 (P/N U77-A661M-X081)**

DO NOT SCALE DRAWING

THIS DOCUMENT CONTAINS PROPRIETARY INFORMATION AND SUCH INFORMATION MAY NOT BE DISCLOSED TO OTHERS FOR ANY PURPOSE OR USED FOR MANUFACTURING PURPOSES WITHOUT PERMISSION FROM AMPHENOL CANADA CORP.

UNLESS OTHERWISE SPECIFIED DIMENSIONS ARE IN MILLIMETERS TOLERANCES ARE: DECIMALS ANGLES X.X ± 0.38 ± 1° X.XX ± 0.25	APPROVALS	DATE	Amphenol Canada Corp.	
	DRAWN Chigow.X	MAR14/09	TITLE	
	DESIGNED		1XN SFP+ CAGE ASSY WITH SPRING FINGER GASKET	
	CHECKED J.SJ	MAR14/09		
MATERIAL AND FINISH	SEE NOTE 1	QA APPD		
REF	E APPD		SIZE A3	DWG. NO. P-U77-AX61M-X081
CODE IDENT NO. 03554	DWG APPD A.G.	MAR14/09	SCALE 3:2	PROJECT SHEET 10 OF 10

8 7 6 5 4 3 2 1

Mouser Electronics

Authorized Distributor

Click to View Pricing, Inventory, Delivery & Lifecycle Information:

[FCI / Amphenol:](#)

[U77A261M2081](#) [U77A461M2081](#) [U77A661M2081](#)