

Reversing load relay - ELR W3/ 9-500 - 2964186

Please be informed that the data shown in this PDF Document is generated from our Online Catalog. Please find the complete data in the user's documentation. Our General Terms of Use for Downloads are valid (<http://phoenixcontact.com/download>)



Electronic reversing load relay, for direct driving of equipment in the 3-phase network, with light indicator and protection circuit, output: 110-550 V AC/3 x 9 A


The illustration shows the version ELR W 3/9-400

Product Features

- High switching frequency
- Noise and wear-free switching up to 500 V AC/9 A
- Protective circuit in input and output
- LEDs for forward and reverse running, operating voltage, and impermissible control



Key Commercial Data

Packing unit	1 pc
GTIN	 4 017918 099398
Weight per Piece (excluding packing)	788.0 g
Custom tariff number	85364900
Country of origin	Germany

Technical data

Note

Utilization restriction	EMC: class A product, see manufacturer's declaration in the download area
-------------------------	---

Input data

Input name	Device supply
Nominal supply voltage	24 V DC

Reversing load relay - ELR W3/ 9-500 - 2964186

Technical data

Input data

Quiescent current	40 mA
Protective circuit	Reverse polarity protection Polarity protection diode
	Surge protection
Operating voltage display	Green LED
Status display	Yellow LED
Indication	Red LED
Input name	Control input right/left
Nominal input voltage U_N	24 V DC
Input voltage range in reference to U_N	0.8 ... 1.25
Typical input current at U_N	7.5 mA
Reaction time in normal load operation	50 ms
Switch-over frequency	< 10 Hz (At $\cos \phi > 0.5$)
Maximum reversing frequency	10 Hz
Switchover time R_L/L_L (turn-on time)	20 ms

Output data load output

Nominal output voltage	500 V AC
Nominal output voltage range	110 V AC ... 550 V AC
Load current range	150 mA
Leakage current	typ. 7 mA
Residual voltage	typ. 1.5 V
Surge current	230 A ($t_p = 10$ ms, at 25 °C)
Protective circuit	RC element RC element

Connection data, control circuit

Connection name	Control circuits
Connection method	Screw connection
Stripping length	8 mm
Screw thread	M3
Conductor cross section solid	0.2 mm ² ... 6 mm ²
Conductor cross section flexible	0.2 mm ² ... 4 mm ²
Conductor cross section AWG	24 ... 10

Connection data load circuit

Connection name	Load circuit
Connection method	Screw connection
Stripping length	8 mm
Screw thread	M3
Conductor cross section solid	0.2 mm ² ... 6 mm ²

Reversing load relay - ELR W3/ 9-500 - 2964186

Technical data

Connection data load circuit

Conductor cross section flexible	0.2 mm ² ... 4 mm ²
Conductor cross section AWG	24 ... 10

General

Test voltage input/output	2.5 kV
Mounting position	Vertical (horizontal DIN rail)
Assembly instructions	Can be aligned with > 20 mm spacing
Operating mode	100% operating factor
Designation	Air clearances and creepage distances between the power circuits
Standards/regulations	EN 50178
Designation	Power station requirements
	EMC regulations
Standards/regulations	EN 61000-6-2
	EN 61000-6-4
Reversing frequency	≤ 10 Hz (At cos φ = 0.5)

Dimensions

Width	62 mm
Height	84 mm
Depth	110 mm

Ambient conditions

Ambient temperature (operation)	-20 °C ... 60 °C
Ambient temperature (storage/transport)	-20 °C ... 70 °C
Degree of protection	IP20

Standards and Regulations

Designation	Air clearances and creepage distances between the power circuits
Standards/regulations	EN 50178
Designation	Power station requirements
	EMC regulations
Standards/regulations	EN 61000-6-2
	EN 61000-6-4

Classifications

eCl@ss

eCl@ss 4.0	27371102
eCl@ss 4.1	27371102

Reversing load relay - ELR W3/ 9-500 - 2964186

Classifications

eCl@ss

eCl@ss 5.0	27371601
eCl@ss 5.1	27371601
eCl@ss 6.0	27371601
eCl@ss 7.0	27371601
eCl@ss 8.0	27371601
eCl@ss 9.0	27371601

ETIM

ETIM 2.0	EC000066
ETIM 3.0	EC000066
ETIM 4.0	EC000066
ETIM 5.0	EC002055

UNSPSC

UNSPSC 6.01	30211915
UNSPSC 7.0901	39121514
UNSPSC 11	39121514
UNSPSC 12.01	39121514
UNSPSC 13.2	39121514

Approvals

Approvals

Approvals

EAC / EAC

Ex Approvals

Approvals submitted

Approval details

EAC

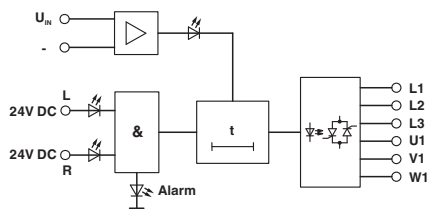
Reversing load relay - ELR W3/ 9-500 - 2964186

Approvals

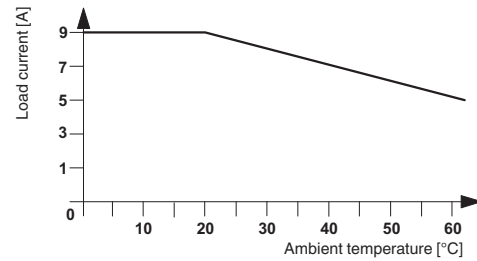
EAC

Drawings

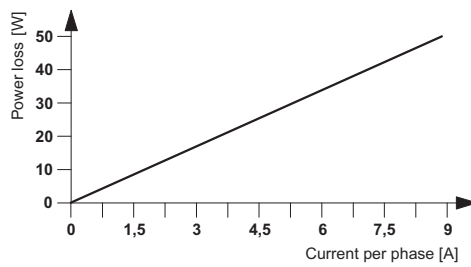
Block diagram



Diagram



Diagram



Mouser Electronics

Authorized Distributor

Click to View Pricing, Inventory, Delivery & Lifecycle Information:

[Phoenix Contact:](#)

[2964186](#)