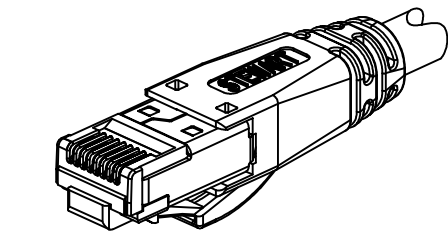
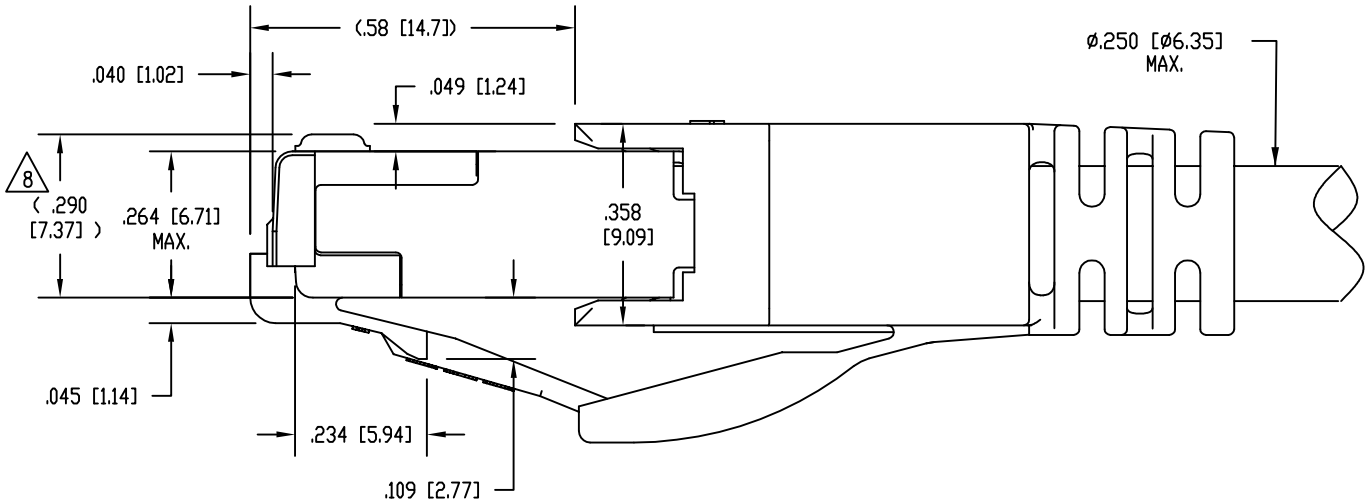
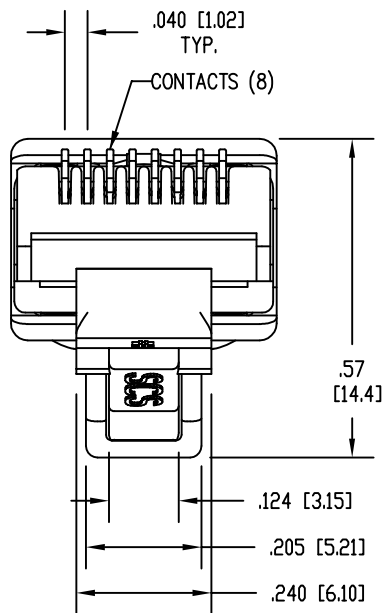
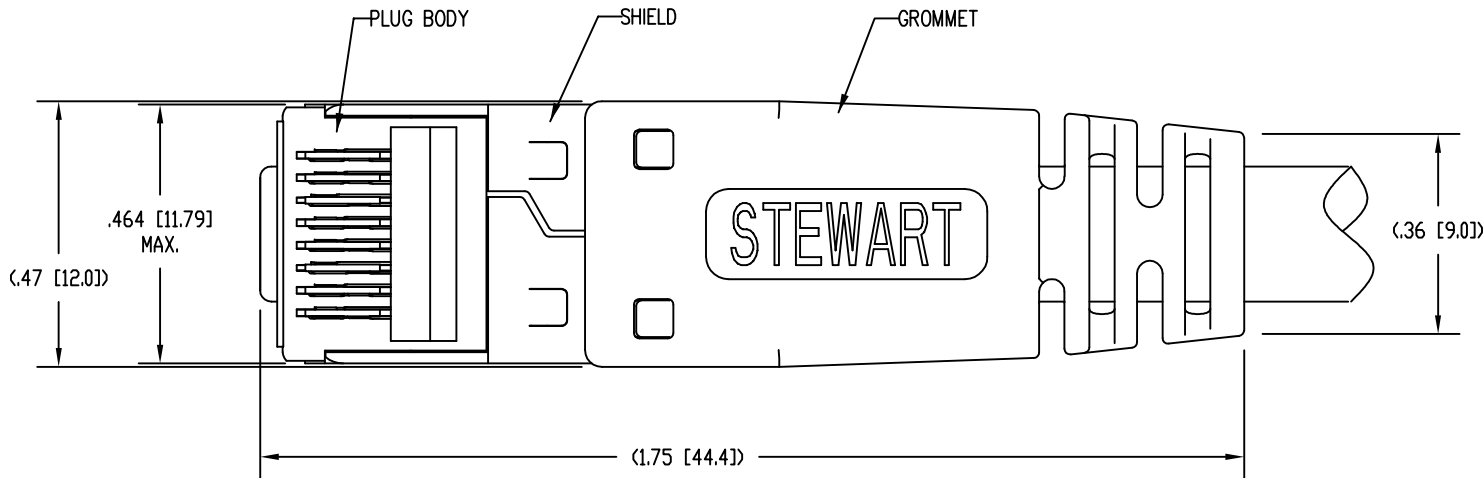


DATE	REV	ECN	APP'D. BY
10-6-15	A4	10435	TRM
2-22-16	A5	10554	TRM



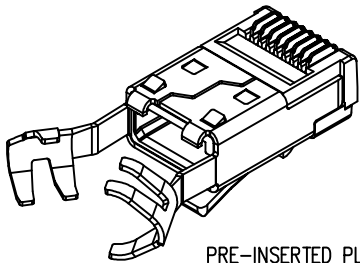
ISOMETRIC VIEW OF TERMINATED PLUG



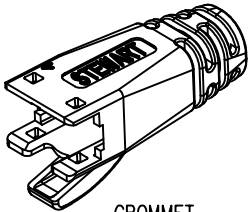
- NOTES:
1. PLUG KIT CONSISTS OF:
PRE-INSERTED PLUG BODY WITH SHIELD - 39200-317
LOAD BAR - 39100-866
WIRE ALIGNER - 39200-893
GROMMET - 39200-872
 2. MATERIALS:
PLUG BODY: CLEAR POLYCARBONATE, UL 94-V0
LOAD BAR: CLEAR POLYCARBONATE, UL 94-V0
WIRE ALIGNER: CLEAR POLYCARBONATE, UL 94-V0
GROMMET: BLACK POLYCARBONATE, UL 94-V0
CONTACTS: COPPER ALLOY, SELECTIVE GOLD PLATING
SHIELD: COPPER ALLOY, NICKEL PLATE

3. FOR PRODUCT SPECIFICATION SEE PR026-01.
4. CONTACTS TERMINATE SOLID OR STRANDED CONDUCTORS BETWEEN .033 [0.84] TO .038 [0.97] OUTSIDE DIAMETER OF INSULATION.
5. CRIMP IS FOR CABLES WITH OUTSIDE NOMINAL DIAMETERS OF .230 [5.84] TO .250 [6.35].
6. PRODUCT DESIGNED FOR CATEGORY 6A APPLICATIONS.
7. DIMENSIONS AND TOLERANCES COMPLY WITH TIA-1096 STANDARD FORMERLY FCC/CFR 47, PART 68.

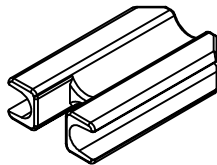
△ 8. TERMINATED PLUG HEIGHT: .237 [6.02] ±.005 [0.13].



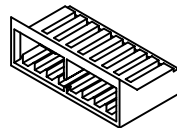
PRE-INSERTED PLUG BODY WITH SHIELD 39200-317



GROMMET 39200-872



WIRE ALIGNER 39200-893



LOAD BAR 39100-866



50 MICRO-INCHES [1.27um]	SS-39200-024
CONTACT PLATING IN MATING AREA	PART NUMBER

THIRD ANGLE PROJECTION

DO NOT SCALE DRAWING
DRAWING IS SUBJECT TO CHANGE WITHOUT NOTICE

DIMENSIONS: INCHES [METRIC]

UNLESS OTHERWISE SPECIFIED
TOLERANCES ARE ±.005 [0.13]
ANGLES ARE ± 1°

SHEET NO. 1 OF 1

11118 Susquehanna Trail South
Glen Rock, PA 17327-9199
(717) 235-7512
<http://www.stewartconnector.com>

TITLE: 8 CONDUCTOR, 8 POSITION SHIELDED CAT 6A PLUG, WITH 1.0 mm LOAD BAR, WIRE ALIGNER & GROMMET, .250 MAX CABLE

THIS DRAWING AND THE SUBJECT MATTER SHOWN THEREON ARE CONFIDENTIAL AND THE PROPRIETARY PROPERTY OF STEWART CONNECTOR AND SHALL NOT BE REPRODUCED, COPIED, OR USED IN ANY MANNER WITHOUT PRIOR WRITTEN CONSENT OF STEWART CONNECTOR. ONE OR MORE U.S. PATENTS MAY APPLY TO THIS PRODUCT. FOR DETAILS, PLEASE VISIT: [HTTP://BELFUSE.COM/STEWART/STEWART_PATENTS/](http://BELFUSE.COM/STEWART/STEWART_PATENTS/)

DRN BY: TRM

DATE: 9-19-11

APPD BY: DHG

DATE: 9-19-11

DWG NO. CT390081

REV. A5

Mouser Electronics

Authorized Distributor

Click to View Pricing, Inventory, Delivery & Lifecycle Information:

Bel:

[SS-39200-024](#)