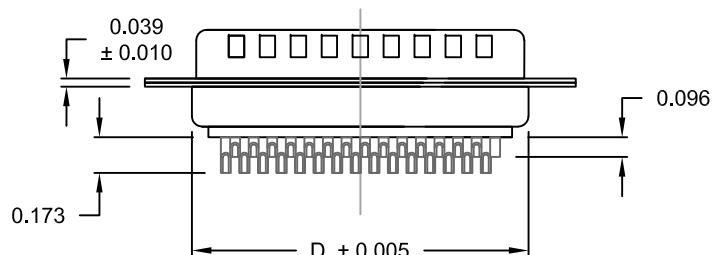
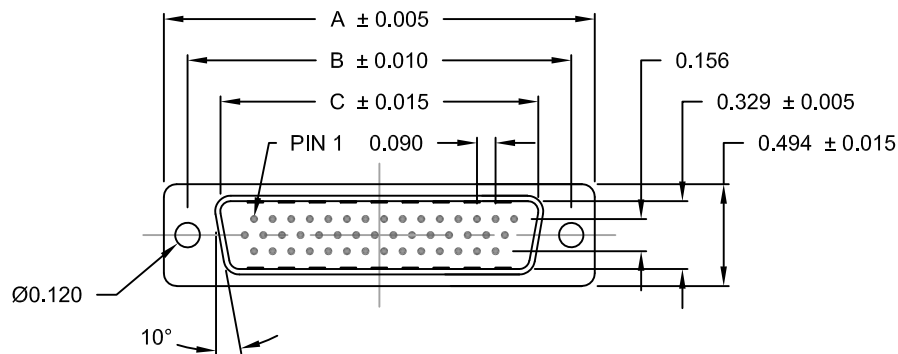
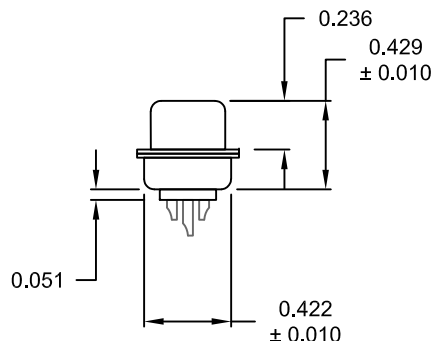


DESCRIPTION: MALE - HIGH DENSITY - MACHINED CONTACTS - SOLDER CUP



ACCEPTS 28 - 24 AWG WIRE



MATERIAL:

SHELL: STEEL MATERIAL, NICKEL FINISH
 INSULATOR: PBT THERMOPLASTIC 30% GLASS FILLED, UL 94V-0 RATED, BLACK
 CONTACT MATERIAL: BRASS
 CONTACT FINISH: SELECTIVE GOLD FINISHED
 SEALING MATERIAL: F08 FLEXIBLE ADHESIVE

ELECTRICAL:

CONTACT CURRENT RATING: 5 AMPS
 CONTACT RESISTANCE: 30 Milliohms Max.
 DIELECTRIC WITHSTANDING VOLTAGE: 1,000VAC Min.
 INSULATION RESISTANCE: 5,000 Megohms Min.
 TEMPERATURE RATING: $-55^\circ \sim +105^\circ \text{C}$

780-M YY-1 0 3 L YY 1

SERIES _____
 MACHINED CONTACTS _____
 POSITIONS _____
 15 _____
 26 _____
 44 _____
 GENDER _____
 1 = MALE
 TERMINATION _____
 0 = SOLDER CUP
 SHELL PLATING _____
 3 = NICKEL
 RoHS COMPLIANT _____
 HARDWARE OPTIONS _____
 00 = NO HARDWARE
 01 = 0.098" 4-40 INSERT, BOARD SIDE
 PLATING OPTIONS _____
 1 = GOLD FLASH, ENTIRE CONTACT



No. OF PINS	DIMENSIONS (IN.)			
	A	B	C	D
15	1.213	0.984	0.666	0.759
26	1.541	1.312	0.994	1.083
44	2.088	1.852	1.534	1.625

MEETS IP67 STANDARDS

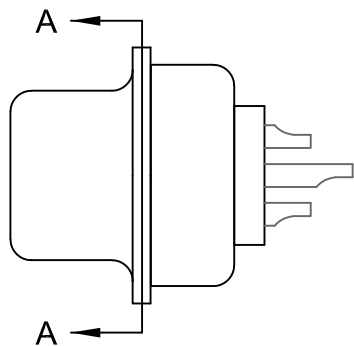
(SEE PAGE 2 FOR SEALING DETAILS)

DO NOT SCALE FROM DRAWING

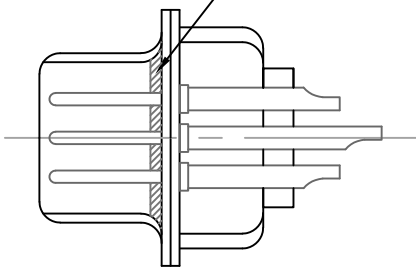
RoHS COMPLIANT

	THESE DRAWINGS AND SPECIFICATIONS ARE THE PROPERTY OF NorComp AND SHALL NOT BE REPRODUCED, COPIED OR USED AS THE BASIS FOR THE MANUFACTURE OF SALE OF APPARATUS WITHOUT WRITTEN PERMISSION.	DRAWN: C. SMITH		DATE: 06-11-09		
		SCALE: NTS		SHEET 1 OF 2		REV 4
		DWG NO. 780-MYY-103LYY1				

DESCRIPTION: IP67 - MALE - HIGH DENSITY - SOLDER CUP - MACHINED - SEALING PROCESS



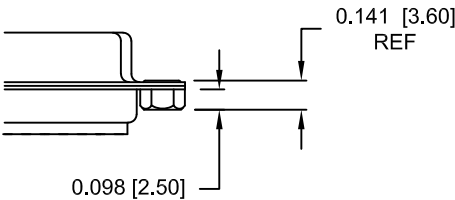
FRONT SEAL APPLIED OVER INSULATOR
AND BETWEEN FRONT & REAR SHELLS



DETAIL A-A

HARDWARE OPTION

01X 0.098" (BOARD SIDE)



DO NOT SCALE FROM DRAWING



THESE DRAWINGS AND SPECIFICATIONS ARE
THE PROPERTY OF NorComp AND SHALL NOT
BE REPRODUCED, COPIED OR USED AS THE
BASIS FOR THE MANUFACTURE OR SALE OF
APPARATUS WITHOUT WRITTEN PERMISSION.

DRAWN:
C. SMITH

DATE:
06-11-09

NorComp

SCALE: NTS SHEET 2 OF 2 REV 4

DWG NO. 780-MYY-103LYY1

Mouser Electronics

Authorized Distributor

Click to View Pricing, Inventory, Delivery & Lifecycle Information:

NorComp:

[780-M15-103L001](#) [780-M26-103L001](#) [780-M44-103L001](#) [780-M15-103L011](#) [780-M44-103L011](#)