
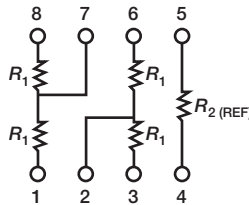


## Molded, 50 mil Pitch, Dual-In-Line Thin Film Divider, Surface Mount Resistor Network



Vishay Dale Thin Film ORNV series voltage dividers provide optimum ratio precision, small size and exceptional stability for most applications. They offer a wide ratio range that is listed in the selection guide and are available for immediate delivery. The tight ratio tolerance offered on the standard ratios will provide exceptional performance throughout life.

### SCHEMATIC



### FEATURES

- Close ratio tolerance (0.05 %)
- Tight TCR tracking  $\pm 5$  ppm/ $^{\circ}$ C
- 0.068" (1.73 mm) maximum seated height
- Rugged molded case construction with no internal solder (JEDEC MS-012 variation AA package)
- Compliant to RoHS Directive 2002/95/EC
- Halogen-free according to IEC 61249-2-21 definition



### Note

\* Pb containing terminations are not RoHS compliant, exemptions may apply

### TYPICAL PERFORMANCE

	ABSOLUTE	TRACKING
TCR	25	5
	ABSOLUTE	RATIO
TOL.	0.1	0.05

### STANDARD RESISTANCE OFFERING

$R_1$ ( $\Omega$ ) (4 Voltage Divider Resistors)	$R_2$ ( $\Omega$ ) (Reference)
2K	2K
	5K
	10K
5K, 10K, 20K, 25K, 50K	5K
	10K
	20K
	25K
	50K

### Note

- Consult factory for additional values and schematics

### STANDARD ELECTRICAL SPECIFICATIONS

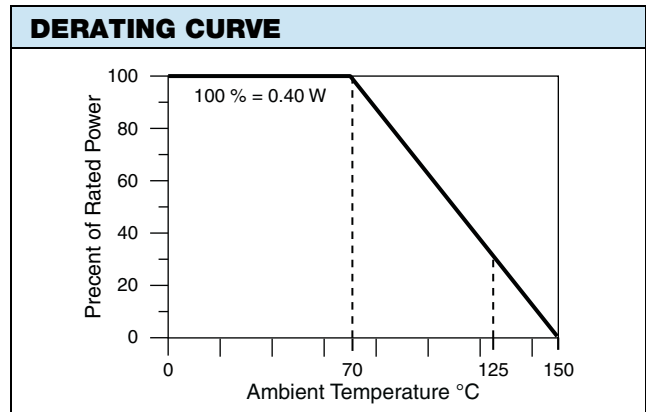
TEST	SPECIFICATIONS	CONDITIONS
Material	Passivated nichrome	-
Pin/Lead Number	8	-
Resistance Range	2 k $\Omega$ to 50 k $\Omega$	-
TCR: Absolute	$\pm 25$ ppm/ $^{\circ}$ C	- 55 $^{\circ}$ C to + 125 $^{\circ}$ C
TCR: Tracking	$\pm 5$ ppm/ $^{\circ}$ C	- 55 $^{\circ}$ C to + 125 $^{\circ}$ C
Tolerance: Absolute	$\pm 0.1$ %	+ 25 $^{\circ}$ C
Tolerance: Ratio	$\pm 0.05$ %	+ 25 $^{\circ}$ C
Power Rating: Resistor	100 mW	Maximum at + 70 $^{\circ}$ C
Power Rating: Package	400 mW	Maximum at + 70 $^{\circ}$ C
Stability: Absolute	$\Delta R \pm 0.05$ %	2000 h at + 70 $^{\circ}$ C
Stability: Ratio	$\Delta R \pm 0.015$ %	2000 h at + 70 $^{\circ}$ C
Voltage Coefficient	< 0.1 ppm/V	-
Working Voltage	100 V max. not to exceed $\sqrt{P \times R}$	-
Operating Temperature Range	- 55 $^{\circ}$ C to + 125 $^{\circ}$ C	-
Storage Temperature Range	- 55 $^{\circ}$ C to + 150 $^{\circ}$ C	-
Noise	< - 30 dB	-
Thermal EMF	0.08 $\mu$ V/ $^{\circ}$ C	-
Shelf Life Stability: Absolute	$\Delta R \pm 0.01$ %	1 year at + 25 $^{\circ}$ C
Shelf Life Stability: Ratio	$\Delta R \pm 0.002$ %	1 year at + 25 $^{\circ}$ C

DIMENSIONS AND IMPRINTING in inches and millimeters			
	<b>DIMENSION</b>	<b>INCHES</b>	<b>MILLIMETERS</b>
	A	0.157	3.99
	B	0.0165 ± 0.005	0.4 ± 0.06
	C	0.050	1.27
	D	0.195 max.	4.93
	E	0.008 ± 0.001	0.20 ± 0.03
	F	0.028 ± 0.001	0.71 ± 0.02
	G	0.239 ± 0.005	6.07 ± 0.13
	H	0.068 max.	1.73
	I	0.008 ± 0.002	0.22 ± 0.06
Ø	2° to 6°	2° to 6°	

**Note**

- Marking - Vishay symbol, part number from ordering information

MECHANICAL SPECIFICATIONS	
Resistive Element	Passivated nichrome
Substrate Material	Silicon
Body	Molded epoxy
Terminals	Copper alloy
Lead (Pb)-free Option	100 % matte tin
Tin Lead Option	Sn90
Tin Lead and Lead (Pb)-free Finish	Plated



GLOBAL PART NUMBER INFORMATION															
New Global Part Numbering: ORNV50015001UF															
O	R	N	V	5	0	0	1	5	0	0	1	U	F		
O	R	N	T	V	5	0	0	1	5	0	0	1	U	F	
GLOBAL MODEL (4 or 5 digits)				RESISTANCE				(REF.) RESISTANCE				PACKAGING			
<b>ORNV</b> (Tin/lead)  <b>ORNTV</b> (Lead (Pb)-free) (e3)				<b>R<sub>1</sub></b> The first 3 digits are significant figures and the last digit specifies the number of zeros. Example: <b>5001 = 5 kΩ</b>				<b>R<sub>2</sub></b> The first 3 digits are significant figures and the last digit specifies the number of zeros. Example: <b>5001 = 5 kΩ</b>				TAPE AND REEL <b>T0</b> = 100 min., 100 mult <b>T1</b> = 1000 min., 1000 mult <b>T3</b> = 300 min., 300 mult <b>T5</b> = 500 min., 500 mult <b>TF</b> = Full reel 3000 <b>TS</b> = 100 min., 1 mult  <b>UF = TUBED</b>			



## **Disclaimer**

ALL PRODUCT, PRODUCT SPECIFICATIONS AND DATA ARE SUBJECT TO CHANGE WITHOUT NOTICE TO IMPROVE RELIABILITY, FUNCTION OR DESIGN OR OTHERWISE.

Vishay Intertechnology, Inc., its affiliates, agents, and employees, and all persons acting on its or their behalf (collectively, "Vishay"), disclaim any and all liability for any errors, inaccuracies or incompleteness contained in any datasheet or in any other disclosure relating to any product.

Vishay makes no warranty, representation or guarantee regarding the suitability of the products for any particular purpose or the continuing production of any product. To the maximum extent permitted by applicable law, Vishay disclaims (i) any and all liability arising out of the application or use of any product, (ii) any and all liability, including without limitation special, consequential or incidental damages, and (iii) any and all implied warranties, including warranties of fitness for particular purpose, non-infringement and merchantability.

Statements regarding the suitability of products for certain types of applications are based on Vishay's knowledge of typical requirements that are often placed on Vishay products in generic applications. Such statements are not binding statements about the suitability of products for a particular application. It is the customer's responsibility to validate that a particular product with the properties described in the product specification is suitable for use in a particular application. Parameters provided in datasheets and / or specifications may vary in different applications and performance may vary over time. All operating parameters, including typical parameters, must be validated for each customer application by the customer's technical experts. Product specifications do not expand or otherwise modify Vishay's terms and conditions of purchase, including but not limited to the warranty expressed therein.

Except as expressly indicated in writing, Vishay products are not designed for use in medical, life-saving, or life-sustaining applications or for any other application in which the failure of the Vishay product could result in personal injury or death. Customers using or selling Vishay products not expressly indicated for use in such applications do so at their own risk. Please contact authorized Vishay personnel to obtain written terms and conditions regarding products designed for such applications.

No license, express or implied, by estoppel or otherwise, to any intellectual property rights is granted by this document or by any conduct of Vishay. Product names and markings noted herein may be trademarks of their respective owners.

# Mouser Electronics

Authorized Distributor

Click to View Pricing, Inventory, Delivery & Lifecycle Information:

## Vishay:

[ORNA1001B](#) [ORNA1001Z](#) [ORNA1001ZTR](#) [ORNA1002BUF](#) [ORNA1002BTR](#) [ORNA1002Q](#) [ORNA1002ZT5](#)  
[ORNA1003ZUF](#) [ORNA1003ZTR](#) [ORNA2001ATR](#) [ORNA2001BTR](#) [ORNA2001Z](#) [ORNA2001ZTR](#) [ORNA2002A](#)  
[ORNA2002BUF](#) [ORNA2002BTR](#) [ORNA2002Q](#) [ORNA4991BT](#) [ORNA5000AUF](#) [ORNA5001DUF](#) [ORNA5001Z](#)  
[ORNA5002C](#) [ORNTA2001ZTR](#) [ORNTA5001DTR](#) [ORNTA1003ZTR](#) [ORNA5000B](#) [ORNA2001A](#) [ORNA5000DTS](#)  
[ORNTA1001BUF](#) [ORNTA2001BUF](#) [ORNTA1002AT5](#) [ORNTA1002AUF](#) [ORNA5001BT5](#) [ORNTA2002ZUF](#)  
[ORNTA2002BUF](#) [ORNTA5000AUF](#) [ORNTA2001AUF](#) [ORNTA1002ZUF](#) [ORNTA5001DUF](#) [ORNTA1003ZUF](#)  
[ORNTA1001FUF](#) [ORNTA1001ZUF](#) [ORNTA5001ZUF](#) [ORNTA1002DUF](#) [ORNTA1003AUF](#) [ORNTA1003BT0](#)  
[ORNA1002DT5](#) [ORNTA1002QT1](#) [ORNA5002DTS](#) [ORNTA1001ZT5](#) [ORNTA2002AT5](#) [ORNTA5002FT5](#)  
[ORNA5001ZUF](#) [ORNA1002BT1](#) [ORNTA2001QT1](#) [ORNA1002AT1](#) [ORNA1003AT1](#) [ORNA5001AT1](#) [ORNA5002AT1](#)  
[ORNTA1001BT1](#) [ORNTA1001DT1](#) [ORNTA1002BT1](#) [ORNTA1002DT1](#) [ORNTA2002BT1](#) [ORNTA2002DT1](#)  
[ORNTA4991BT1](#) [ORNTA5000BT1](#) [ORNTA5002FT1](#) [ORNTA1001AT1](#) [ORNTA1002AT1](#) [ORNTA1003AT1](#)  
[ORNTA2001AT1](#) [ORNTA2002AT1](#) [ORNTA4991AT1](#) [ORNTA5000AT1](#) [ORNTA5001AT1](#) [ORNTA5002AT1](#)  
[ORNA2002ZT1](#) [ORNTA1002QTS](#) [ORNTA1003ZT5](#) [ORNTV10021002T5](#) [ORNTV10022002T5](#) [ORNTV20011002T5](#)  
[ORNTV20012001T5](#) [ORNTV20022002T5](#) [ORNTV25022502T5](#) [ORNTV50011002T5](#) [ORNTV50015001T5](#)  
[ORNTV50015002T5](#) [ORNTV50025002T5](#) [ORNTA1001ATR](#) [ORNA1001A](#) [ORNTA1002ATF](#) [ORNTA2001BT1](#)  
[ORNTA2002BT5](#) [ORNA1002ATF](#) [ORNA2001AT1](#) [ORNA2002AT1](#) [ORNA5002ATF](#) [ORNTA2001ZT5](#)