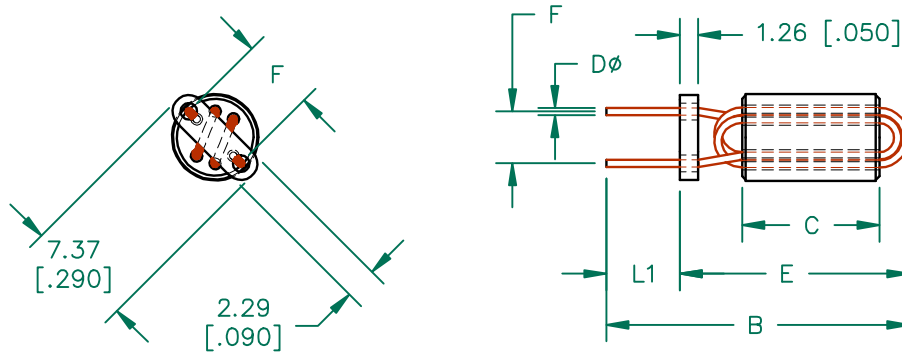
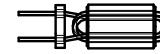


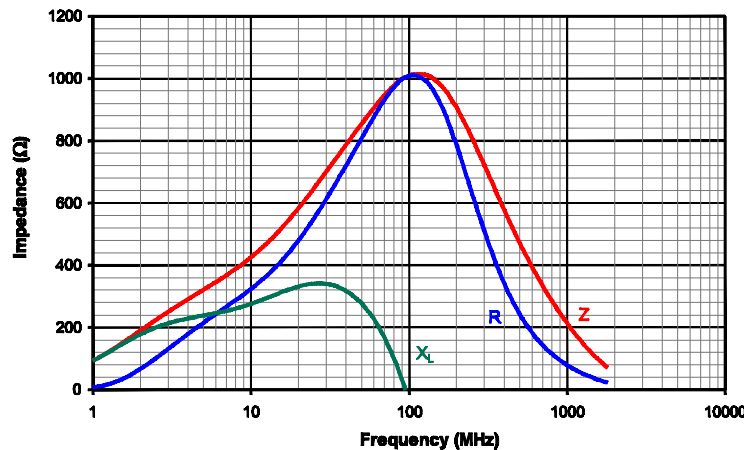
SCALE DRAWING 1:1



ELECTRICAL TESTING

TEST:	Z	Z
# TURNS	3	3
AWG	#24	#24
FREQUENCY	25 MHz	100 MHz
NOMINAL	605 Ω	998 Ω
MINIMUM	- Ω	749 Ω
MAXIMUM	- Ω	- Ω

Z, R, X vs Frequency



NOTES:

- WIRE: COPPER 24 AWG 0.51 [.0201] DIAMETER.
- PLATING: 100% TIN $5\mu \pm 2\mu$ [200 $\mu\text{in} \pm 80\mu\text{in}$]
- LEADS:
 - A. LEADS SOLDERABILITY CONFORMS TO MIL-STD-202, METHOD 208.
- REF. STEWARD CORE P/N 28C0236-000.
- WEIGHT/1000 1.22 kgs. 2.7 lbs.

UNCONTROLLED DOCUMENT

DIMENSIONS:

A	6.00 [.236]	±	0.20 [.008]
B	20.96 [.825]		MAX
C	10.01 [.394]	±	0.25 [.010]
D	0.51 [.020]		TYP.
E	15.90 [.625]		MAX.
F	5.08 [.200]	±	0.64 [.025]
L1	5.08 [.200]	±	1.27 [.050]

DIMENSIONS ARE IN mm [INCHES].				This print is the property of Laird Tech. and is loaned in confidence subject to return upon request and with the understanding that no copies shall be made without the written consent of Laird Tech. All rights to design or invention are reserved.		Laird TECHNOLOGIES	
R	UPDATE COMPANY LOGO	12/16/08	JRK	PROJECT/PART NUMBER: 28C0236-0JW-10	REV R	PART TYPE: ASSEMBLY	DRAWN BY: DJB
Q	UPDATE COMPANY LOGO	04/16/07	JRK				
P	CHG TOLS ON A DIM ADD ROHS SYMBOL	03/07/07	JRK				
N	CHG TOLS ON B DIM TO MAX	04/06/06	JRK				
M	CORRECT NOTE 5	07/07/05	JRK				
L	CHG P/N TO -10 REV NOTE 2 ADD NOTE 5	10/07/03	JRK				
K	CHANGE DIM F TO L1, CHANGE DIM G TO F	09/23/02	JRK				
J	UPDATE FORMAT PRINT FOR ELECTRONIC DATABASE UPDATE NOTES	01/08/02	TMB				
REV	DESCRIPTION	DATE	INT				
				CAD # 28C0236-0JW-10-R	TOOL # C0236		

Mouser Electronics

Authorized Distributor

Click to View Pricing, Inventory, Delivery & Lifecycle Information:

Laird:

[28C0236-0JW-10](#)