


MLRR-3 15.2mm Miniature Close Differential Reed Switch

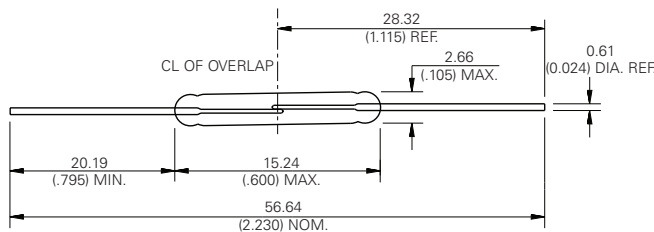


Agency Approvals

Agency	Agency File Number	Ampere-Turns Range
	E47258 E471070	17-38 AT
	DEMKO 14 ATEX 1393U	17-38 AT

Dimensions

Dimensions in mm



Description

The MLRR-3 Reed Switch is a miniature, normally open switch with a 15.24mm long x 2.54mm diameter (0.600" x 0.100") glass envelope, capable of switching 200Vdc at 20W with close differential (CD) characteristics. It has high insulation resistance of 10^{10} ohms minimum and contact resistance less than 100 milli-ohms.

This reed switch is also available in a surface mount version, that is, MLSM-3. It can handle light inductive loads.

Features

- Miniature normally open switch
- Capable of switching 200Vdc or 01.0A at up to 20W.
- Available sensitivity range 17-38 AT
- Close differential AT between PI and DO value
- Maximum switched current of 1.0Amps

Benefits

- Hermetically sealed switch contacts are not affected by and have no effect on their external environment
- Zero operating power required for contact closure

Applications

- Security
- Limit Switching
- Office Equipments
- Light Inductive Loads

Switch Type

Contact Form	A (SPST-NO)
Materials	Body: Glass Leads: Tin Plated Nickel Iron

Note: SPST-NO = Single-pole, single-throw, normally open

Electrical Ratings

Contact Rating ¹		Watt - max.	20
Voltage ³	Switching ²	Vdc - max.	200
	Breakdown ⁴	Vac - max.	140
		Vdc - min.	250
Current ³	Switching ²	Adc - max.	1.0
	Carry	Aac - max.	0.7
		Adc - max.	1.2
Resistance	Contact, Initial Insulation	Ω - max.	0.100
		Ω - min.	10^{10}
Capacitance	Contact	pF - typ.	0.4
Temperature	Operating Storage ⁵	$^{\circ}\text{C}$	-40 to +125
		$^{\circ}\text{C}$	-65 to +125

Notes:

1. Contact rating - Product of the switching voltage and current should never exceed the wattage rating. Contact Littelfuse for additional load/life information.

2. When switching inductive and/or capacitive loads, the effects of transient voltages and/or currents should be considered. Refer to Application Notes AN108A and AN107 for details.

3. Electrical Load Life Expectancy - Contact Littelfuse with voltage, current values along with type of load.

4. Breakdown Voltage - per MIL-STD-202, Method 301.

5. Storage Temperature - Long time exposure at elevated temperature may degrade solderability of the leads.

MLRR-3 15.2mm Miniature Close Differential Reed Switch

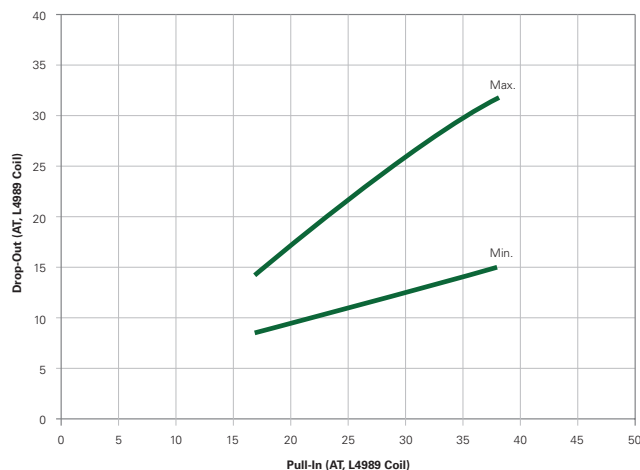
Product Characteristics

Operating Characteristics		
Operate Time ¹		0.7ms - max.
Release Time ¹		0.2ms - max.
Shock ²	11ms 1/2 sine wave	100G - max.
Vibration ²	50-2000 Hertz	30G - max.
Resonant Frequency		6.25kHz - typ.
Magnetic Characteristics		
Pull-In Range ³	Ampere Turns	17-38
Rating Sensitivity ⁴	Ampere Turns	20
Test Coil		L4989

Notes:

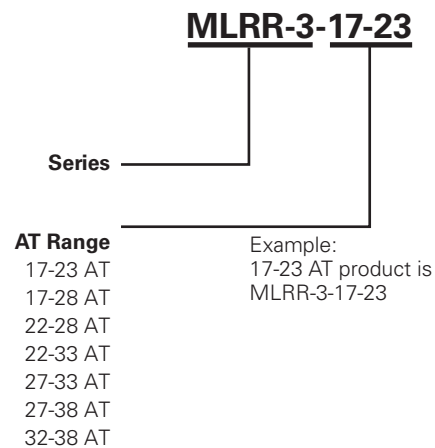
1. Operate (including bounce)/Release Time - per EIA/NARM RS-421-A, diode suppressed coil (Coil II).
2. Shock and Vibration - per EIA/NARM RS-421-A and MIL-STD-202.
3. Pull-In Range - Contact Littelfuse for narrower AT ranges available.
4. Rating Sensitivity - The value at which contact ratings and operating characteristics are determined. Derating may be required below this value.
5. Custom modifications of forming and/or cutting of reed switches are available. Please contact Littelfuse.

Drop-Out vs. Pull-In Chart



Note: The chart represents the range of Drop-Out, minimum to maximum for a given Pull-In value.

Part Numbering System



Note: These AT values are the before-modification values of the bare reed switch.

Additional Information



Datasheet



Resources



Samples

Packaging

Packaging Option	Packaging Specification	Quantity	Quantity & Packaging Code	Taping Width
Bulk	Bulk	3000	N/A	N/A

Mouser Electronics

Authorized Distributor

Click to View Pricing, Inventory, Delivery & Lifecycle Information:

Littelfuse:

[MLRR-3 12-23](#) [MLRR-3 22-38](#) [MLRR-3 22-33](#) [MLRR-3 27-38](#) [MLRR-3 12-28](#) [MLRR-3 17-38](#) [MLRR-3 27-33](#)
[MLRR-3 12-38](#) [MLRR-3 12-18](#) [MLRR-3 17-28](#) [MLRR-3 32-38](#) [MLRR-3 17-23](#) [MLRR-3 22-28](#) [MLRR-3-17-23](#) [MLRR-](#)
[3-22-28](#) [MLRR-3-32-38](#) [MLRR-3-17-38](#) [MLRR-3-12-23](#) [MLRR-3-12-18](#) [MLRR-3-22-33](#) [MLRR-3-12-28](#) [MLRR-3-12-](#)
[38](#) [MLRR-3-27-33](#) [MLRR-3-27-38](#) [MLRR-3-17-28](#) [MLRR-3-22-38](#) [MLRR-3-37-43](#) [MLRR-3-27-48](#) [MLRR-3-7-13](#)
[MLRR-3-42-48](#)