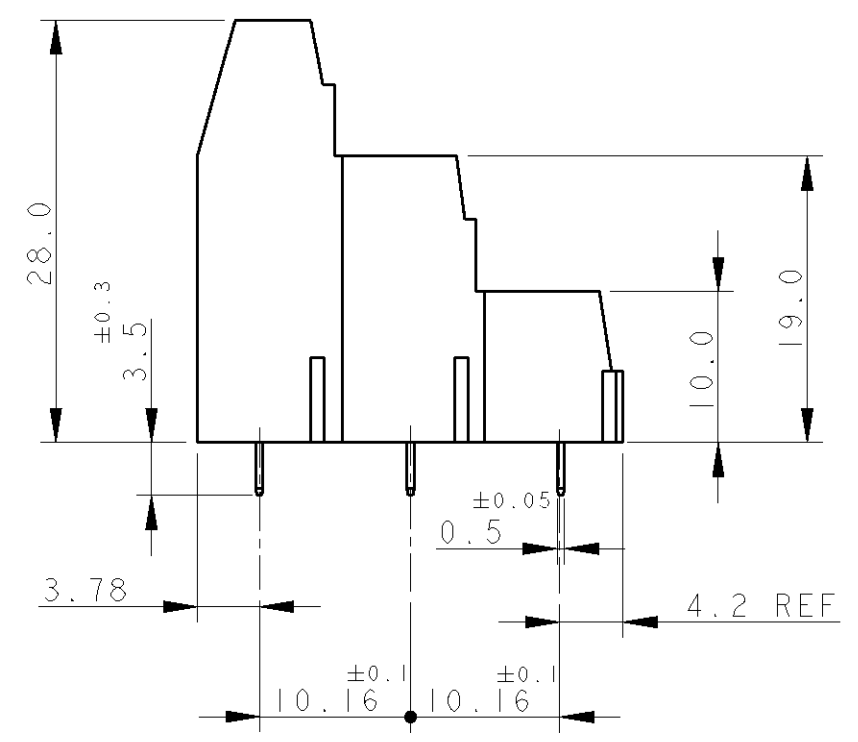
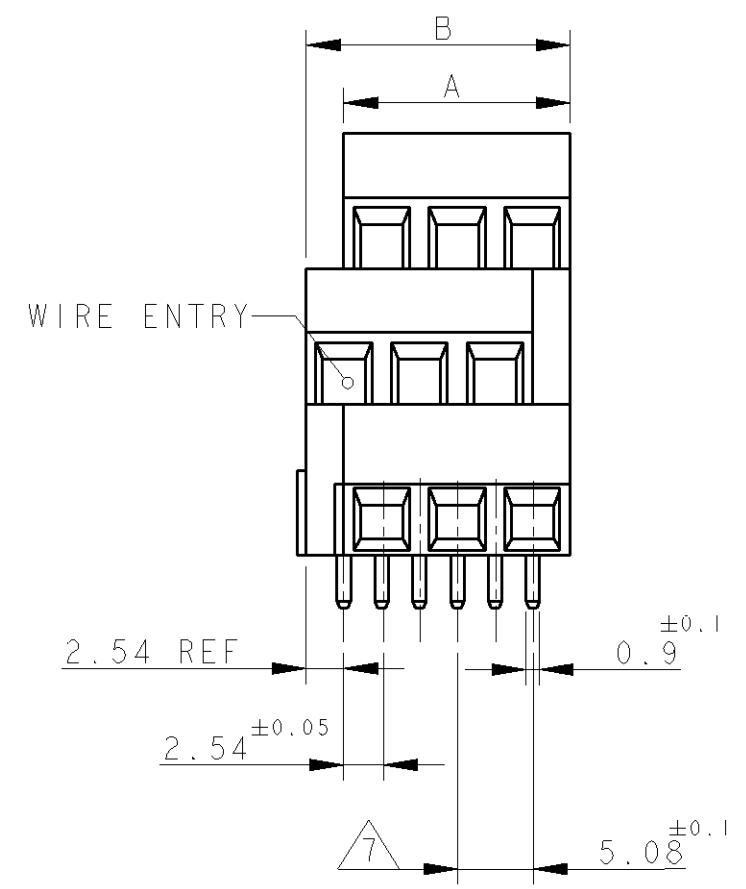
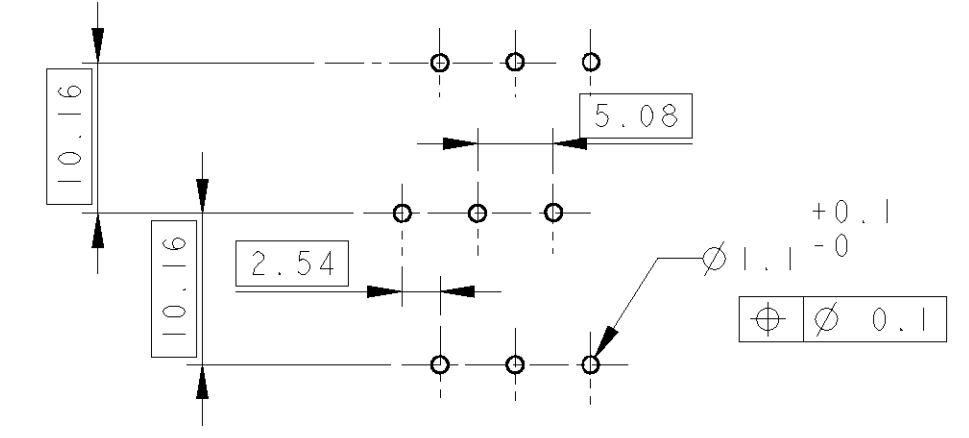


THIS DRAWING IS UNPUBLISHED. RELEASED FOR PUBLICATION 20
 © COPYRIGHT 20 BY TYCO ELECTRONICS CORPORATION. ALL RIGHTS RESERVED.

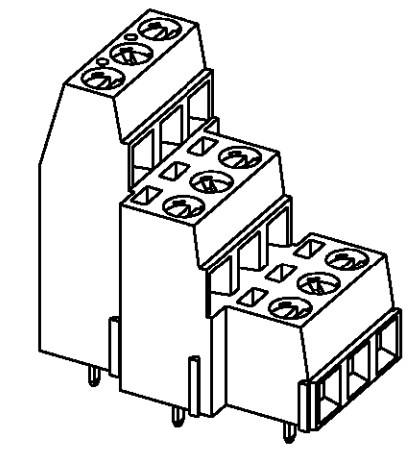
LOC	DIST	REVISIONS			
P	LTR	DESCRIPTION	DATE	DWN	APVD
FT	0	B	REVISED PER 0G3B-0119-01	04FEB2002	EZ DB



RECOMMENDED PC BOARD LAYOUT

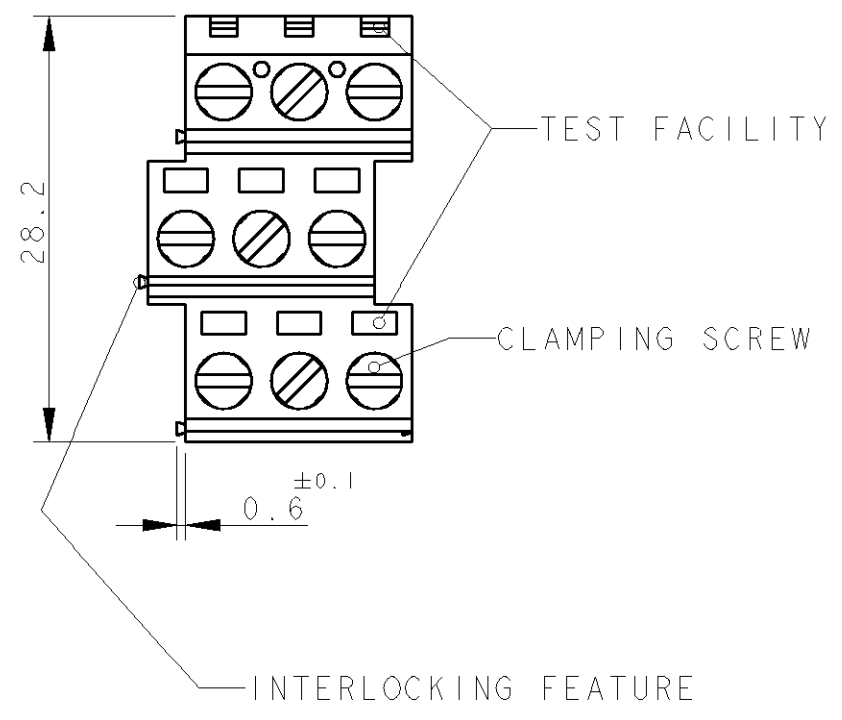


- 1 MATERIALS AND FINISH
 HOUSING: PA 6-6, UL 94-V0
 COLOR: GREEN
 CLAMP: BRASS, NICKEL PLATED.
 TERMINAL: BRASS, TIN PLATED.
 CLAMPING SCREW: M3, BRASS, NICKEL PLATED.
 - 2 SUITABLE FOR 1,6-2,4mm PC BOARD THICKNESS.
 - 3 END-TO-END STACKABLE W/INTERLOCK WITHOUT LOSS OF CENTERLINE SPACING.
 - 4 WIRE SIZE RANGE
 12 - 30 AWG
 - 5 RECOGNIZED UNDER THE COMPONENT PROGRAM OF UNDERWRITERS LABORATORIES INC. , FILE N° E60677.
 - 6 IMO CERTIFICATE WITH SURVEILLANCE IN CONFORMITY WITH IEC 998-17/998-2-1.
- 7 NOT CUMULATIVE TOLERANCE.



282877-3 AS SHOWN

DIM. B	DIM. A	N° OF POS.	PART NUMBER
17.78	15.24	3	3-282877-0
17.78	15.24	3	282877-3
12.70	10.16	2	282877-2



INTERLOCKING FEATURE

<small>THIS DRAWING IS A CONTROLLED DOCUMENT FOR TYCO ELECTRONICS CORPORATION IT IS SUBJECT TO CHANGE AND THE CONTROLLING ENGINEERING ORGANIZATION SHOULD BE CONTACTED FOR THE LATEST REVISION.</small>		DWN 04FEB2002 E. ZANOLINI CHK 04FEB2002 E. ZANOLINI APVD 04FEB2002 D. BIEVENOUR		BUCHANAN Tyco Electronics Harrisburg, PA 17105-3608	
DIMENSIONS: mm		TOLERANCES UNLESS OTHERWISE SPECIFIED: 0 PLC ±. 1 PLC ±.3 2 PLC ±.25 3 PLC ±. 4 PLC ±. ANGLES ±2		NAME TERMINAL BLOCK, PCB MOUNT THREE LEVEL STACKING W/INTERLOCK, 5.08mm PITCH	
MATERIAL		FINISH		PRODUCT SPEC 108-20166 APPLICATION SPEC 114-20079 WEIGHT -	
CUSTOMER DRAWING				SIZE A3 CAGE CODE 00779 DRAWING NO C=282877 RESTRICTED TO -	
SCALE 2:1				SHEET 1 OF 1 REV B	

Mouser Electronics

Authorized Distributor

Click to View Pricing, Inventory, Delivery & Lifecycle Information:

[TE Connectivity:](#)

[282877-3](#)