
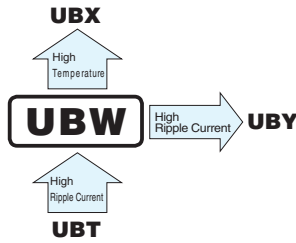


UBW

High Temperature Range, For +135°C Use



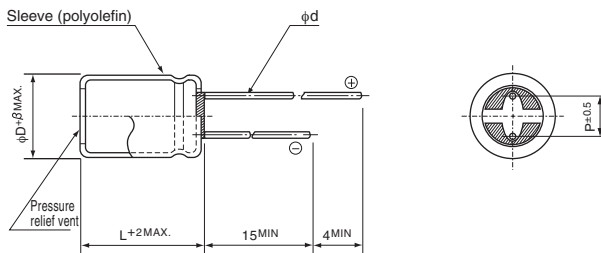
- Highly dependable reliability withstanding load life of 1000 to 3000 hours at +135°C.
- Suited for automobile electronics where heavy duty services are indispensable.
- Compliant to the RoHS directive (2011/65/EU, (EU)2015/863).
- AEC-Q200 compliant. Please contact us for details.



Specifications

Item	Performance Characteristics																																
Category Temperature Range	-55 to +135°C																																
Rated Voltage Range	10 to 100V																																
Rated Capacitance Range	4.7 to 4700µF																																
Capacitance Tolerance	±20% at 120Hz, 20°C																																
Leakage Current	After 1 minute's application of rated voltage at 20°C, leakage current is not more than 0.03CV or 4 (µA), whichever is greater.																																
Tangent of loss angle (tan δ)	<table border="1"> <tr> <td>Rated voltage (V)</td> <td>10</td> <td>16</td> <td>25</td> <td>35</td> <td>50</td> <td>63</td> <td>80</td> <td>100</td> <td>120Hz, 20°C</td> </tr> <tr> <td>tan δ (MAX.)</td> <td>0.20</td> <td>0.16</td> <td>0.14</td> <td>0.12</td> <td>0.10</td> <td>0.10</td> <td>0.08</td> <td>0.08</td> <td></td> </tr> </table> <p>For capacitance of more than 1000µF, add 0.02 for every increase of 1000µF.</p>	Rated voltage (V)	10	16	25	35	50	63	80	100	120Hz, 20°C	tan δ (MAX.)	0.20	0.16	0.14	0.12	0.10	0.10	0.08	0.08													
Rated voltage (V)	10	16	25	35	50	63	80	100	120Hz, 20°C																								
tan δ (MAX.)	0.20	0.16	0.14	0.12	0.10	0.10	0.08	0.08																									
Stability at Low Temperature	<table border="1"> <tr> <td rowspan="2">Impedance ratio (MAX.)</td> <td>Rated voltage (V)</td> <td>10</td> <td>16</td> <td>25</td> <td>35</td> <td>50</td> <td>63</td> <td>80</td> <td>100</td> <td>120Hz</td> </tr> <tr> <td>Z-25°C / Z+20°C</td> <td>3</td> <td>2</td> <td>2</td> <td>2</td> <td>2</td> <td>2</td> <td>2</td> <td>2</td> <td></td> </tr> <tr> <td></td> <td>Z-40°C / Z+20°C</td> <td>4</td> <td>4</td> <td>4</td> <td>4</td> <td>4</td> <td>4</td> <td>4</td> <td>4</td> <td></td> </tr> </table>	Impedance ratio (MAX.)	Rated voltage (V)	10	16	25	35	50	63	80	100	120Hz	Z-25°C / Z+20°C	3	2	2	2	2	2	2	2			Z-40°C / Z+20°C	4	4	4	4	4	4	4	4	
Impedance ratio (MAX.)	Rated voltage (V)		10	16	25	35	50	63	80	100	120Hz																						
	Z-25°C / Z+20°C	3	2	2	2	2	2	2	2																								
	Z-40°C / Z+20°C	4	4	4	4	4	4	4	4																								
Endurance	<p>The specifications listed at right shall be met when the capacitors are restored to 20°C after D.C. bias plus rated ripple current is applied for 3000 hours (1000 hours for φD=8, 2000 hours for φD=10) at 135°C, the peak voltage shall not exceed the rated voltage.</p> <table border="1"> <tr> <td>Capacitance change</td> <td>Within ±30% of the initial capacitance value</td> </tr> <tr> <td>tan δ</td> <td>300% or less than the initial specified value</td> </tr> <tr> <td>Leakage current</td> <td>Less than or equal to the initial specified value</td> </tr> </table>	Capacitance change	Within ±30% of the initial capacitance value	tan δ	300% or less than the initial specified value	Leakage current	Less than or equal to the initial specified value																										
Capacitance change	Within ±30% of the initial capacitance value																																
tan δ	300% or less than the initial specified value																																
Leakage current	Less than or equal to the initial specified value																																
Shelf Life	After storing the capacitors under no load at 135°C for 1000 hours and then performing voltage treatment based on JIS C 5101-4 clause 4.1 at 20°C, they shall meet the specified values for the endurance characteristics listed above.																																
Marking	Printed with white color letter on blue sleeve.																																

Radial Lead Type

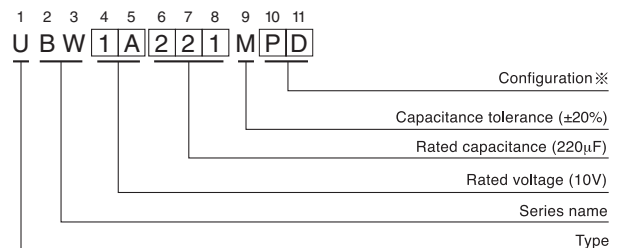


	(mm)			
φD	8	10	12.5	16
P	3.5	5.0	5.0	7.5
φd	0.6	0.6	0.6*	0.8
β	0.8	0.8	1.0	1.0

* In case L > 25 for the φ12.5 dia. unit, lead dia. φd = 0.8mm.

• Please refer to page 20 about the end seal configuration.

Type numbering system (Example : 10V 220µF)



※ Configuration

φ D	Pb-free leadwire Pb-free Polyolefin sleeve
8, 10	PD
12.5 · 16	HD

Please refer to page 20, 21, 22 about the formed or taped product spec.
Please refer to page 4 for the minimum order quantity.

● Dimension table in next page.

ALUMINUM ELECTROLYTIC CAPACITORS



■ Dimensions

V(Code)		10 (1A)			16 (1C)			25 (1E)			35 (1V)		
Cap. (μF)	Item Code	Case size φD × L (mm)	Impedance (Ω) MAX.	Rated ripple (mArms)	Case size φD × L (mm)	Impedance (Ω) MAX.	Rated ripple (mArms)	Case size φD × L (mm)	Impedance (Ω) MAX.	Rated ripple (mArms)	Case size φD × L (mm)	Impedance (Ω) MAX.	Rated ripple (mArms)
100	101				8 × 11.5	0.32	340	8 × 11.5	0.13	500	10 × 12.5	0.15	620
220	221	8 × 11.5	0.26	340	10 × 12.5	0.15	620	10 × 12.5	0.10	680	10 × 16	0.094	790
330	331	10 × 12.5	0.15	620	10 × 12.5	0.10	680	10 × 16	0.075	945	10 × 20	0.075	950
470	471	10 × 12.5	0.10	680	10 × 16	0.075	945	10 × 20	0.057	1100	12.5 × 20	0.058	1330
1000	102	10 × 20	0.057	1100	12.5 × 20	0.042	1490	12.5 × 25	0.033	1750	16 × 25	0.031	2010
2200	222	12.5 × 25	0.033	1750	16 × 25	0.024	2300	16 × 31.5	0.020	2710			
3300	332	16 × 25	0.024	2300	16 × 31.5	0.020	2710						
4700	472	16 × 31.5	0.020	2710									

V(Code)		50 (1H)			63 (1J)			80 (1K)			100 (2A)		
Cap. (μF)	Item Code	Case size φD × L (mm)	Impedance (Ω) MAX.	Rated ripple (mArms)	Case size φD × L (mm)	Impedance (Ω) MAX.	Rated ripple (mArms)	Case size φD × L (mm)	Impedance (Ω) MAX.	Rated ripple (mArms)	Case size φD × L (mm)	Impedance (Ω) MAX.	Rated ripple (mArms)
4.7	4R7	8 × 11.5	1.15	85									
10	100	8 × 11.5	0.75	180							8 × 11.5	1.50	150
22	220	8 × 11.5	0.50	250	8 × 11.5	2.00	130	8 × 11.5	1.50	150	10 × 12.5	0.80	480
33	330	8 × 11.5	0.45	300	8 × 11.5	1.50	150	10 × 12.5	0.80	480	10 × 12.5	0.80	480
47	470	8 × 11.5	0.35	440	10 × 12.5	0.59	530	10 × 12.5	0.80	480	10 × 16	0.55	630
100	101	10 × 12.5	0.18	555	10 × 16	0.41	690	10 × 20	0.39	790	12.5 × 20	0.25	990
220	221	10 × 20	0.098	930	12.5 × 20	0.16	1050	12.5 × 25	0.18	1240	16 × 25	0.11	1500
330	331	12.5 × 20	0.07	1330	12.5 × 25	0.12	1290	12.5 × 31.5	0.16	1390	16 × 31.5	0.079	1790
470	471	12.5 × 25	0.055	1650	12.5 × 31.5	0.097	1460	16 × 25	0.11	1500			
1000	102	16 × 31.5	0.031	2430	16 × 31.5	0.055	1900						

Rated ripple current (mArms) at 135°C 100kHz
Impedance (Ω) MAX. at 20°C 100kHz

● Frequency coefficient of rated ripple current

V	CV	Frequency			
		120Hz	300Hz	1kHz	10kHz or more
10 to 100	1000 > CV	0.50	0.64	0.83	1.00
	1000 ≤ CV	0.67	0.79	0.91	1.00

Mouser Electronics

Authorized Distributor

Click to View Pricing, Inventory, Delivery & Lifecycle Information:

Nichicon:

[UBW1K101MPD](#) [UBW1J101MPD](#) [UBW1J102MHD](#) [UBW1J220MPD](#) [UBW1J221MHD](#) [UBW1J330MPD](#)
[UBW1J331MHD](#) [UBW1C471MPD](#) [UBW1J471MHD](#) [UBW1H4R7MPD](#) [UBW1K220MPD](#) [UBW1K221MHD](#)
[UBW1K330MPD](#) [UBW1K331MHD](#) [UBW1K471MHD](#) [UBW1J470MPD](#) [UBW1H102MHD](#) [UBW1E102MHD](#)
[UBW1E221MPD](#) [UBW1E222MHD](#) [UBW1E331MPD](#) [UBW1E471MPD](#) [UBW1H010MPD](#) [UBW1H101MPD](#)
[UBW1H470MPD](#) [UBW1H2R2MPD](#) [UBW1H220MPD](#) [UBW1H221MPD](#) [UBW1H3R3MPD](#) [UBW1H330MPD](#)
[UBW1V331MPD](#) [UBW1H100MPD](#) [UBW1V102MHD](#) [UBW2A470MPD](#) [UBW1C332MHD](#) [UBW2A100MPD](#)
[UBW2A220MPD](#) [UBW2A330MPD](#) [UBW2A4R7MPD](#) [UBW1V221MPD](#) [UBW1E101MPD](#) [UBW1A332MHD](#)
[UBW1A102MPD](#) [UBW1A221MPD](#) [UBW1A331MPD](#) [UBW1A471MPD](#) [UBW1A472MHD](#) [UBW1C101MPD](#)
[UBW1C102MHD](#) [UBW1C221MPD](#) [UBW1C222MHD](#) [UBW1C331MPD](#) [UBW1A222MHD](#) [UBW1V101MPD](#)
[UBW1K470MPD](#) [UBW2A101MPD](#) [UBW2A221MPD](#) [UBW2A331MPD](#) [UBW1H331MHD](#) [UBW2A101MHD](#)
[UBW2A331MHD](#) [UBW1C221MPD1TD](#) [UBW2A330MPD1TD](#) [UBW1C331MPD1TD](#) [UBW1H220MPD1TD](#)
[UBW1J220MPD1TD](#) [UBW2A4R7MPD1TD](#) [UBW1V101MPD1TD](#) [UBW2A221MHD1TN](#) [UBW1E471MPD1TD](#)
[UBW1A332MHD1TN](#) [UBW1H010MPD1TD](#) [UBW1C101MPD1TD](#) [UBW1K471MHD1TN](#) [UBW1E101MPD1TD](#)
[UBW1K221MHD1TO](#) [UBW1H101MPD1TD](#) [UBW1V331MPD1TD](#) [UBW1J330MPD1TD](#) [UBW2A470MPD1TD](#)
[UBW1H470MPD1TD](#) [UBW1K101MPD1TD](#) [UBW1A102MPD1TD](#) [UBW1E331MPD1TD](#) [UBW1H221MPD1TD](#)
[UBW1K220MPD1TD](#) [UBW1H471MHD1TO](#) [UBW1J470MPD1TD](#) [UBW1J101MPD1TD](#) [UBW1H330MPD1TD](#)
[UBW1H2R2MPD1TD](#) [UBW1A221MPD1TD](#) [UBW1H100MPD1TD](#) [UBW1V102MHD1TN](#) [UBW1E221MPD1TD](#)
[UBW1K330MPD1TD](#) [UBW1V221MPD1TD](#) [UBW1H471MHD](#) [UBW1V471MHD](#) [UBW2A221MHD](#)