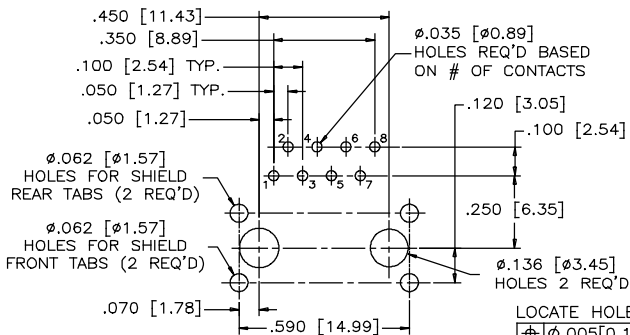
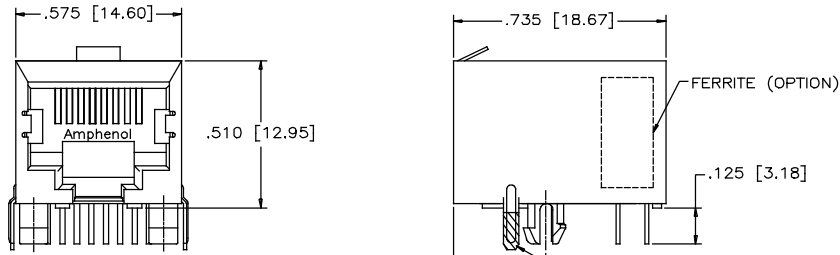


NON-SHIELDED
(8 POSITION, 8 CONTACTS SHOWN)



RECOMMENDED P.C.B. LAYOUT

MATERIALS:
PLASTIC HOUSING: HIGH TEMPERATURE THERMOPLASTIC
FLAMMABILITY RATING UL 94V-0

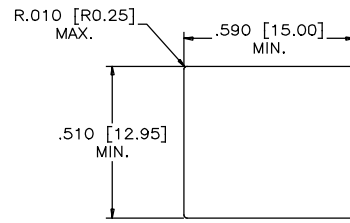
CONTACTS: PHOSPHOR BRONZE
PLATING: 50 μ" [1.27 MICRONS]
MIN. GOLD ON MATING SURFACES.
50 μ" [1.27 MICRONS]
MIN. NICKEL UNDERPLATE
GOLD FLASH ON CONTACT TAILS.

SHIELD: COPPER ALLOY
PLATING: NICKEL WITH PURE-TIN DIPPED PCB TAIL.

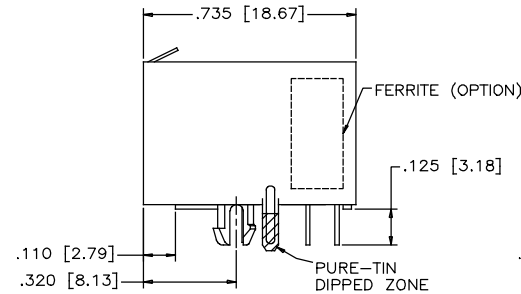
ELECTRICAL CHARACTERISTICS:
VOLTAGE RATING: 125 VOLTS AC.
CURRENT RATING: 1.5 AMPS.

RJ CONNECTOR COMFORMS TIA-1096-A.

THIS DOCUMENT CONTAINS PROPRIETARY INFORMATION AND SUCH INFORMATION MAY NOT BE DISCLOSED TO OTHERS FOR ANY PURPOSE OR USED FOR MANUFACTURING PURPOSES WITHOUT WRITTEN PERMISSION FROM AMPHENOL CANADA CORP.



RECOMMENDED PANEL CUTOUT
SHIELDED



SHIELDED
(8 POSITION, 8 CONTACTS SHOWN)

FRJAE CONNECTOR NUMBER SYSTEM

EXAMPLE: F R J A E - X X X

SERIES _____

CONNECTOR STYLE & POSITIONS

4=RJ45 OR 8 POSITIONS
6=RJ11 OR 6 POSITIONS

OPTIONS

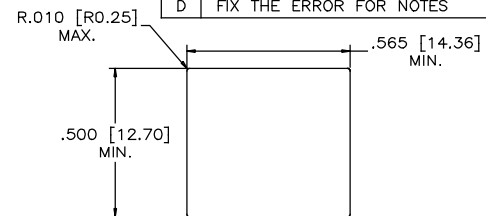
0=NON FILTERED, NON SHIELDED
1=FILTERED WITH FRONT TAIL SHIELD
3=SHIELD (FRONT TAIL)
4=FILTERED
6=FILTERED WITH REAR TAIL SHIELD
7=FILTERED WITH NON-TAIL SHIELD
8=SHIELD (REAR TAIL)
9=SHIELD (NON-TAIL)

NO. OF CONTACTS

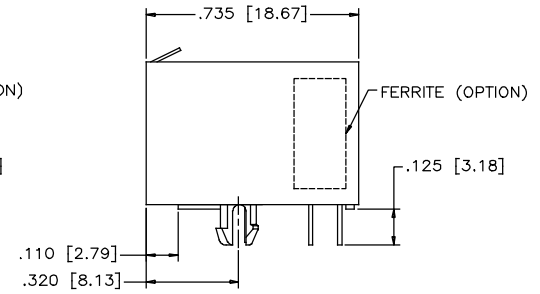
8 - 8 POSITIONS
6 - 6 POSITIONS
4 - 4 POSITIONS
2 - 2 POSITIONS
C - 2 POSITIONS -(POS. 2 & 5, IN 6 POS.)
-(POS. 3 & 6, IN 8 POS.)



REVISIONS			
REV	DESCRIPTION, ECN, EAR NO.	DATE	APP'D
A	PROPOSAL	MAY10/12	L.CHAN
B	ADD DIMENSION'S TOLERANCE	NOV28/16	L.CHAN
C	REPLACE THE DRAWING FRAME	JUL06/18	L.CHAN
D	FIX THE ERROR FOR NOTES	JUL06/18	L.CHAN



RECOMMENDED PANEL CUTOUT
NON-SHIELD



UNLESS SPECIFIED OTHERWISE	DRAWN PAULW	DEC25/05
PRIMARY UNITS INCHES	CHECKED CHIGOW	DEC25/05
SECONDARY MILLIMETERS	M.E. APP'D	
REFERENCE IN PARENTHESES	Q.A. APP'D	
GENERAL TOLERANCES	DWG APP'D	
1 DECIMAL PLACE ±0.025	ENG. REL NO.	
2 DECIMAL PLACES ±0.020	REF.	
3 DECIMAL PLACES ±0.015		
ANGULAR DEGREES ±1°	THIRD ANGLE PROJECTION	DO NOT SCALE DRAWING

Amphenol Canada Corp. Commercial Products	
FRJAE ASSEMBLY, 6 POSITION & 8 POSITION, WITH OR WITHOUT FERRITES, SINGLE PORT, HIGH TEMP. MATERIAL SHIELDED OR UNSHIELDED- RoHS COMPLIANT	
DWG NO.	REV D
P-FRJAE-XXX	
CODE ID NO. 03554	DWG SIZE/N/A SCALE N/A SHEET 1 OF 1

Mouser Electronics

Authorized Distributor

Click to View Pricing, Inventory, Delivery & Lifecycle Information:

Amphenol:

[FRJA-438-08](#) [FRJA-488](#) [FRJA-438](#) [FRJA-418](#) [FRJA-448](#) [FRJA-468](#) [FRJA-408](#) [FRJA-636](#) [FRJA-666](#) [FRJAE-408](#)
[FRJAE-488](#) [FRJAE-666](#) [FRJAE-438](#) [FRJAE-418](#) [FRJAE-468](#) [FRJAE-448](#) [FRJAE40802](#) [FRJAE41804](#)
[FRJAE46804](#)