

Type 3SB / 3SBP

Slow Blow Fuse Series

HF  3SB/3SBP Series, 6x32mm Glass Tube Slow Blow Fuse

RoHS 2 Compliant

Description

6x32mm Slow Blow, glass tube body cartridge fuse designed, approved and complied with UL and CSA standard 248-14.



Features


- Meet UL and CSA standard 248-14
- Wide operating temperature range
- Bulk packing available
- RoHS 2 compliant
- Halogen Free
- Leadfree

Applications



Provide individual protection for components or internal circuits.

- Power supplies
- Battery charger
- Monitor
- Adapter

LEAD FREE = 
 HALOGEN FREE = 






Physical Specifications

Materials	Body : Glass
	Cap : Nickel Plated Brass Caps
	Leads : Matte Tin Plated Copper
Marking	On Fuse :
	"bel", "3SB", "Current Rating", "Voltage Rating", "Appropriate Safety Logos", "✓" (RoHS 2 compliant)
	On Label :
	"bel", "3SB" or "3SBP", "Current Rating", "Voltage Rating", "Interrupting Rating", "Appropriate Safety Logos" and "  ", "  "(China RoHS compliant).

Electrical Characteristics (UL/CSA STD,248-14)

Testing Current	Blow Time	
	Minimum	Maximum
100%	4 hrs.	N/A
135%	N/A	1 Hr
200%	5 sec	30 sec

Safety Agency Approvals




Safety Agency	Safety Agency Certificate	Voltage Rating (V)	Ampere Range / Volt @ I.R. ability*
	E20624	63mA-8A/ 250V AC	63mA-8A/125V AC@10,000A 63mA-8A/250V AC@200A 8.1A-15A/125V AC@10,000A
	LR39772		8.1A-15A/ 125V AC
	JET1037-31003-1010 JET1037-31003-1011 JET1037-31003-1007		1A-5A/125V AC@500A >5A-15A/125V AC@300A

*I.R.= Interrupting Rating = Short Circuit Rating(Amps)

Environmental Specifications

Shock Resistance	MIL-STD-202G, Method 213B, Test Condition 1 (100 G's peak for 6 milliseconds; Sawtooth waveform)
Vibration Resistance	MIL-STD-202G, Method 201A (10-55 Hz, 0.06 inch, total excursion).
Salt Spray Resistance	MIL-STD-202G, Method 101E, Test Condition B (48 hrs).
Insulation Resistance	MIL-STD-202G, Method 302, Test Condition A (After Opening) 10,000 ohms minimum.
Solderability	MIL-STD-202G, Method 208H
Resistance to solder Heat	MIL-STD-202G, Method 210F, Test Condition B (260+/-5°C, 10+/-1 sec)
Thermal Shock	MIL-STD-202G, Method 107G, Test Condition B (-65°C to +125°C).
Operating Temperature	-55°C to +125°C
Terminal Strength	IEC-68-2-21

Electrical Specifications

Catalog Number	Ampere Rating	Typical Cold Resistance (ohms)	Volt-drop @100%In (Volt) max.	Voltage and Interrupting Ratings	Melting I ² T <10 mSec (A ² Sec)	Melting I ² T @10 In (A ² Sec)	Maximum Power Dissipation (W)	Agency Approvals		
										
3SB(P) 63-R	63mA	75.5	7.33	See Table of Safety Approvals on Page 1 for Voltage and associated Interrupting Ratings	0.09	0.10	0.7	Y	Y	
3SB(P) 80-R	80mA	48.4	6.27		0.13	0.15	0.7	Y	Y	
3SB(P) 100-R	100mA	29.4	4.41		0.21	0.24	0.5	Y	Y	
3SB(P) 125-R	125mA	17.5	3.45		0.32	0.37	0.6	Y	Y	
3SB(P) 160-R	160mA	12.3	3.13		0.50	0.58	0.6	Y	Y	
3SB(P) 200-R	200mA	7.1	2.13		0.77	0.91	0.6	Y	Y	
3SB(P) 250-R	250mA	5.0	1.97		1.2	1.4	0.6	Y	Y	
3SB(P) 300-R	300mA	3.2	1.52		1.9	2.2	0.7	Y	Y	
3SB(P) 375-R	375mA	2.14	1.26		2.6	3.2	0.7	Y	Y	
3SB(P) 500-R	500mA	1.38	1.07		4.4	5.4	0.8	Y	Y	
3SB(P) 750-R	750mA	0.642	0.68		9	10	0.8	Y	Y	
3SB(P) 1-R	1A	0.374	0.59		16	21	0.9	Y	Y	Y
3SB(P) 1.25-R	1.25A	0.248	0.43		25	32	0.9	Y	Y	Y
3SB(P) 1.6-R	1.6A	0.155	0.38		39	50	1.0	Y	Y	Y
3SB(P) 2-R	2A	0.115	0.36		61	79	1.0	Y	Y	Y
3SB(P) 2.5-R	2.5A	0.079	0.29		94	123	1.1	Y	Y	Y
3SB(P) 3-R	3A	0.058	0.27		146	192	1.1	Y	Y	Y
3SB(P) 4-R	4A	0.039	0.23		226	300	1.2	Y	Y	Y
3SB(P) 5-R	5A	0.029	0.22		349	469	1.3	Y	Y	Y
3SB(P) 6-R	6A	0.018	0.19		286	455	1.6	Y	Y	Y
3SB(P) 7-R	7A	0.016	0.18		372	592	1.8	Y	Y	Y
3SB(P) 8-R	8A	0.013	0.17		483	769	1.9	Y	Y	Y
3SB(P) 10-R	10A	0.010	0.17		817	1300	2.3	Y	Y	Y
3SB(P) 12-R	12A	0.008	0.15		1277	2031	2.6	Y	Y	Y
3SB(P) 15-R	15A	0.006	0.15		2123	3377	3.0	Y	Y	Y

Consult manufacturer for other ratings

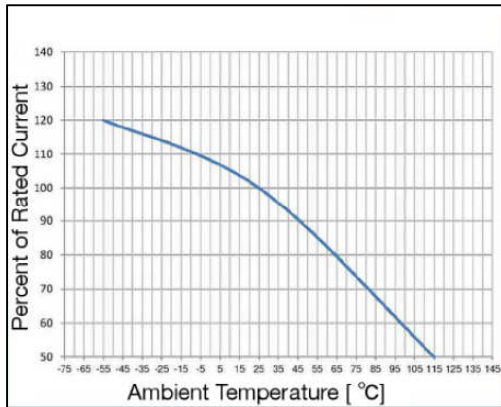


Specifications subject to change without notice

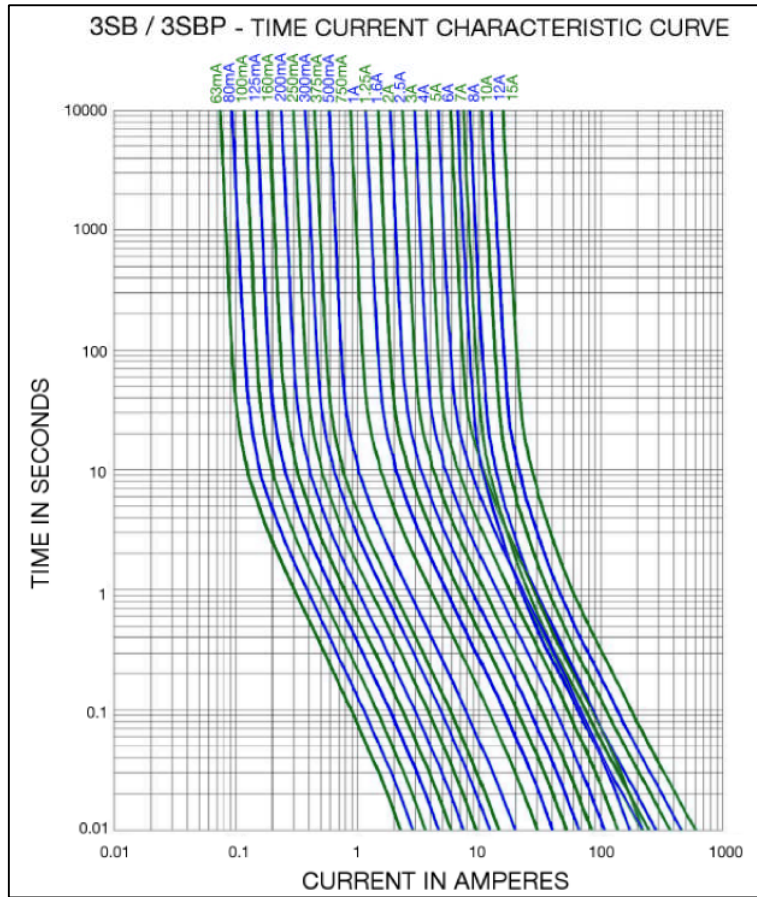
Bel Fuse Inc.
206 Van Vorst Street
Jersey City, NJ 07302 USA

+1 201.432.0463
Bel.US.CS@belf.com
belfuse.com/circuit-protection

Temperature Derating Curve

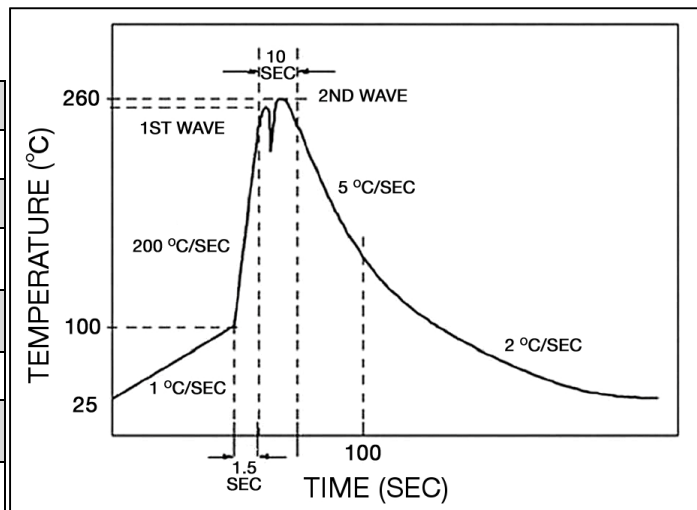


Average Time Current Curve



Soldering Parameters

Lead-free Wave Soldering Profile	
Wave Soldering Parameter	
Average ramp-up rate	200°C / second
Heating rate during preheat	typical 1 - 2°C / second Max 4°C / second
Final preheat temperature	within 125°C of soldering temperature
Peak temperature T _p	260°C
Time within +0°C / -5°C of actual peak temperature	10 seconds
Ramp-down rate	5°C / second max.



3SB(P) Fuse FGNO Explanation

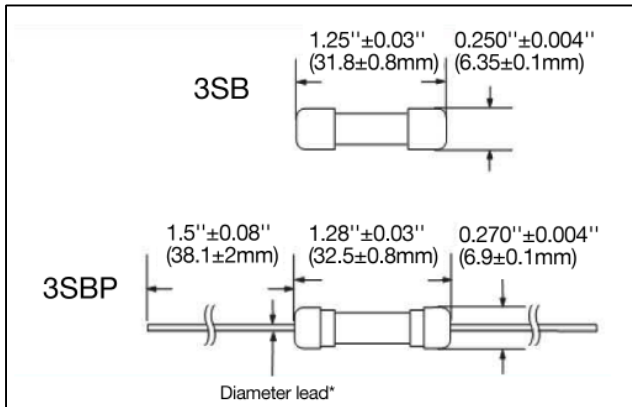
06X2 R [XXXX] -XX

0602R=3SB/0612R=3SBP; [XXX1]=Ampere Rating; XX=See Ordering Information as below

Catalog number	FGNO / Order Number	
	3SB	3SBP
3SB(P) 63-R	0602R0061-33	0612R0061-33
3SB(P) 80-R	0602R0081-33	0612R0081-33
3SB(P) 100-R	0602R0101-33	0612R0101-33
3SB(P) 125-R	0602R0121-33	0612R0121-33
3SB(P) 160-R	0602R0161-33	0612R0161-33
3SB(P) 200-R	0602R0201-33	0612R0201-33
3SB(P) 250-R	0602R0251-33	0612R0251-33
3SB(P) 300-R	0602R0301-33	0612R0301-33
3SB(P) 375-R	0602R0371-33	0612R0371-33
3SB(P) 500-R	0602R0501-33	0612R0501-33
3SB(P) 750-R	0602R0751-33	0612R0751-33

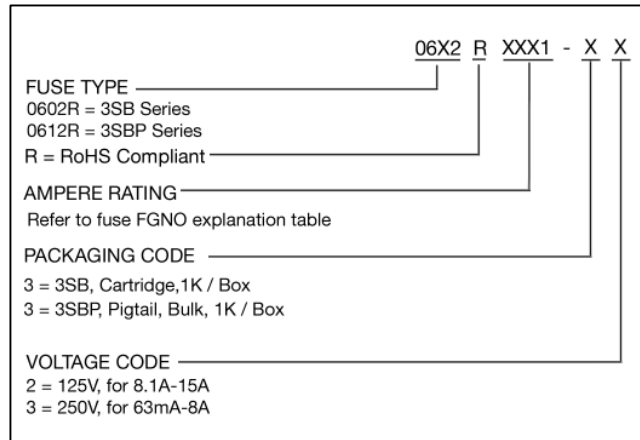
Catalog number	FGNO / Order Number	
	3SB	3SBP
3SB(P) 1-R	0602R1001-33	0612R1001-33
3SB(P) 1.25-R	0602R1251-33	0612R1251-33
3SB(P) 1.6-R	0602R1601-33	0612R1601-33
3SB(P) 2-R	0602R2001-33	0612R2001-33
3SB(P) 2.5-R	0602R2501-33	0612R2501-33
3SB(P) 3-R	0602R3001-33	0612R3001-33
3SB(P) 4-R	0602R4001-33	0612R4001-33
3SB(P) 5-R	0602R5001-33	0612R5001-33
3SB(P) 6-R	0602R6001-33	0612R6001-33
3SB(P) 7-R	0602R7001-33	0612R7001-33
3SB(P) 8-R	0602R8001-33	0612R8001-33
3SB(P) 10-R	0602R9101-33	0612R9101-33
3SB(P) 12-R	0602R9121-33	0612R9121-33
3SB(P) 15-R	0602R9151-33	0612R9151-33

Mechanical Dimensions



*Ratings 5A and less have 0.032" diameter lead;
Ratings 6A and above have 0.040" diameter lead.

Ordering Information



Packaging

Packaging Option	Packaging Specification	Quantity	Packaging Code	Inside Tape Spacing
Bulk	N/A	1000	33 / 32	N/A
Bulk (Pigtail Type)	N/A	1000	33 / 32	N/A



Specifications subject to change without notice

Bel Fuse Inc.
206 Van Vorst Street
Jersey City, NJ 07302 USA

+1 201.432.0463
Bel.US.CS@belf.com
belfuse.com/circuit-protection

Mouser Electronics

Authorized Distributor

Click to View Pricing, Inventory, Delivery & Lifecycle Information:

[Bel:](#)

[3SB 7-R](#) [3SB 2-R](#) [3SB 3-R](#) [3SB 5-R](#) [3SB 250-R](#) [3SB 1.5-R](#) [3SB 100-R](#) [3SB 1-R](#) [3SBP 12-R](#) [3SB 375-R](#) [3SBP 8-R](#) [3SBP 15-R](#) [3SB 125-R](#) [3SBP 100-R](#) [3SBP 375-R](#) [3SBP 5-R](#) [3SBP 6-R](#) [3SB 200-R](#) [3SB 160-R](#) [3SB 500-R](#) [3SB 1.25-R](#) [3SB 15-R](#) [3SBP 1-R](#) [3SBP 4-R](#) [3SB 4-R](#) [3SBP 750-R](#) [3SBP 125-R](#) [3SBP 2-R](#) [3SB 10-R](#) [3SBP 160-R](#) [3SBP 250-R](#) [3SBP 2.5-R](#) [3SBP 300-R](#) [3SBP 500-R](#) [3SB 62-R](#) [3SBP 1.5-R](#) [3SBP 7-R](#) [3SB 80-R](#) [3SB 300-R](#) [3SB 1.6-R](#) [3SBP 80-R](#) [3SBP 1.6-R](#) [3SB 8-R](#) [3SB 750-R](#) [3SBP 200-R](#) [3SBP 3-R](#) [3SBP 1.25-R](#) [3SB 6-R](#) [3SB 12-R](#) [3SBP 62-R](#) [3SBP 10-R](#) [3SB 2.5-R](#)